CONSORZIO
LaMMA

meteo

REPORT METEOROLOGICO

Novembre 2020

Per info: previsori@lamma.rete.toscana.it

Consorzio LaMMA - Laboratorio di Monitoraggio e Modellistica Ambientale

CONSORZIO LaMMA

Regione Toscana

Consiglio Nazionale delle Ricerche

Domenica 1 Novembre 2020

Situazione: alta pressione.

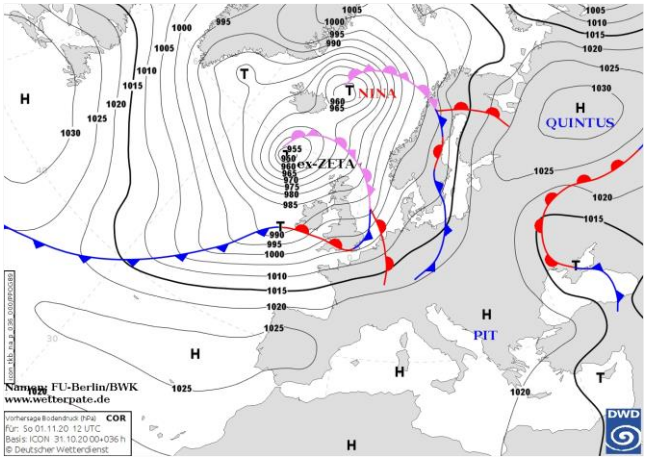

Pressione al suolo e fronti del 01 Novembre alle 12 UTC



Meteosat HRV del 01 Novembre alle 12 UTC

situazione in Toscana

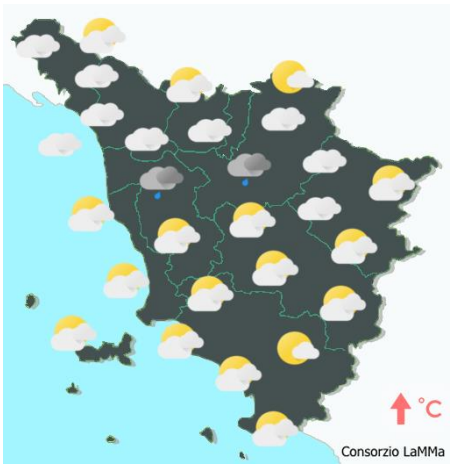

mattina



pomeriggio



sera

Stato del cielo: coperto al centro-nord, parzialmente nuvoloso altrove.

Fenomeni: pioviggine in mattinata tra Pisa e Firenze.

Venti: deboli occidentali.

Mari: poco mossi.

Temperature: minime in aumento, massime in lieve diminuzione al centro-nord.

		Arezzo	Firenze	Grosseto	Livorno	Lucca	Massa	Pisa	Pistoia	Prato	Siena
T. min	osservata	11	14	9	16	14	15	14	13	14	11
	anomalia*	6	6	1	5	6	5	5	5	5	2
T. max	osservata	16	17	20	19	17	17	18	16	17	18
	anomalia*	0	0	1	1	0	-1	0	0	0	3
Precipitazione (mm/24ore)		0	0	0	0	0	0	1	0	0	0

*anomalia calcolata sulla base della normale climatica decadale 1981-2010 Dati: SIR-Regione Toscana, AM, LaMMA

Temperatura Minima del 01/11/2020

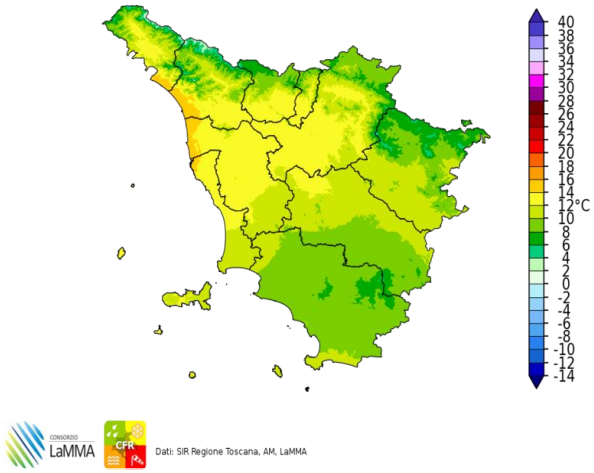

Dati: SIR Regione Toscana, AM, LaMMA

Differenza della Temperatura Minima tra 01/11/2020 e 31/10/2020

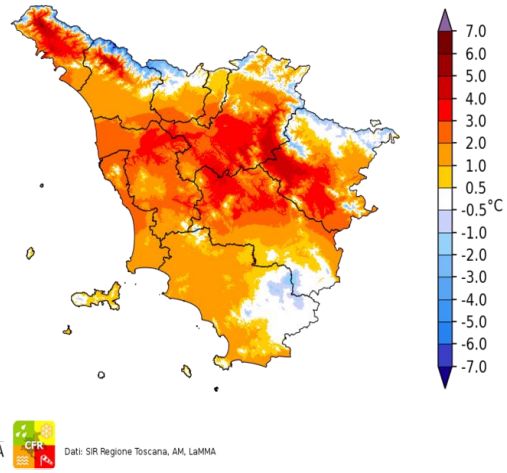

Dati: SIR Regione Toscana, AM, LaMMA

Temperatura Massima del 01/11/2020

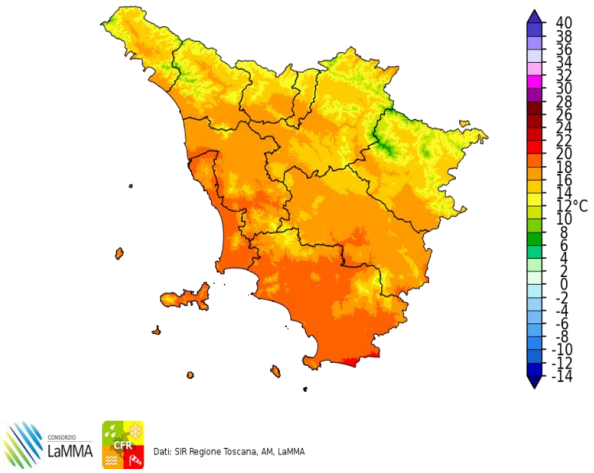

Dati: SIR Regione Toscana, AM, LaMMA

Differenza della Temperatura Massima tra 01/11/2020 e 31/10/2020

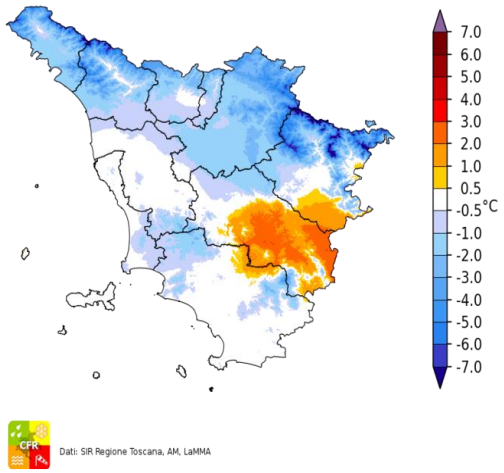

Dati: SIR Regione Toscana, AM, LaMMA

Precipitazione del 01/11/2020

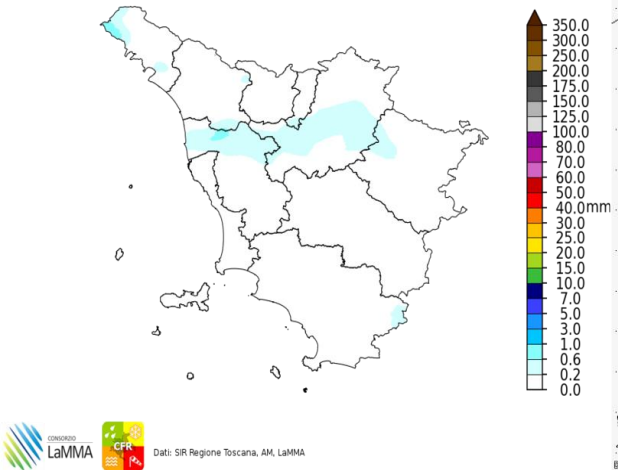

Dati: SIR Regione Toscana, AM, LaMMA

Fulminazioni osservate il giorno 01 Novembre

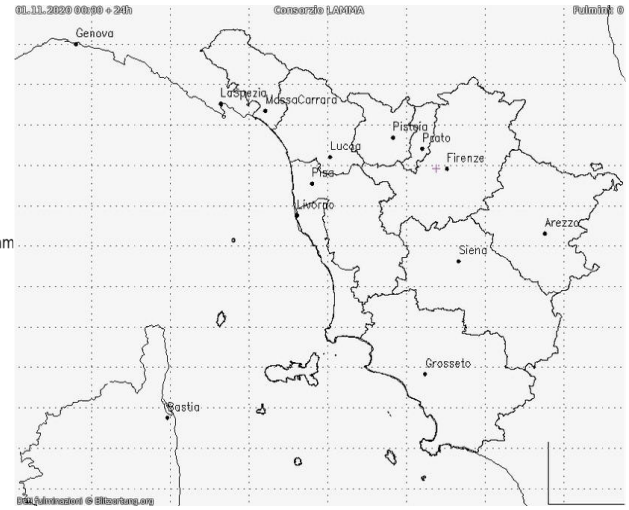

Lunedi' 2 Novembre 2020

Situazione: vasto campo di alta pressione e tempo stabile sull'Italia con flusso umido e relativamente mite dai quadranti meridionali.

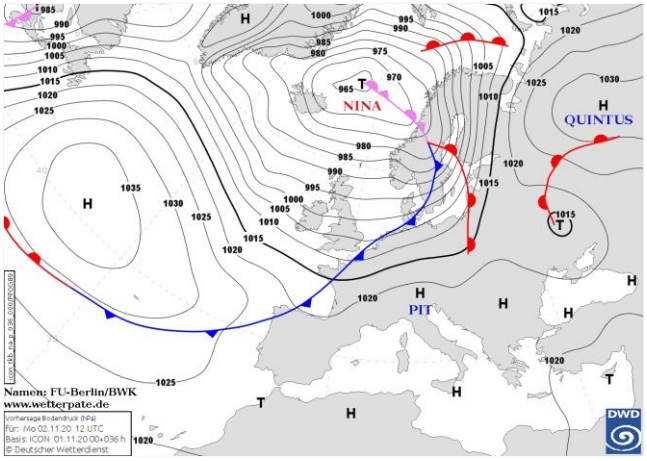

Pressione al suolo e fronti del 02 Novembre alle 12 UTC

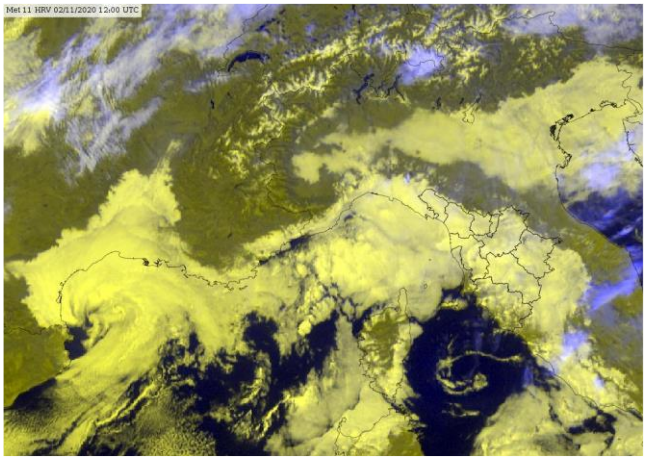
Meteosat HRV del 02 Novembre alle 12 UTC

situazione in Toscana



mattina



pomeriggio



sera

Stato del cielo: molto nuvoloso o coperto, salvo parziali schiarite sul grossetano nel corso del pomeriggio.

Fenomeni: isolate e debole piogge o pioviggini sulle pianure settentrionali con cumulati non significativi.

Venti: deboli meridionali sulla costa, variabili nell'interno.

Mari: poco mossi.

Temperature: in aumento, in particolare le minime.

		Arezzo	Firenze	Grosseto	Livorno	Lucca	Massa	Pisa	Pistoia	Prato	Siena
T. min	osservata	13	15	10	17	14	15	15	13	14	13
	anomalia*	8	7	2	6	5	5	6	5	6	4
T. max	osservata	17	19	20	19	18	18	18	17	18	16
	anomalia*	2	2	2	1	1	-1	1	0	1	1
Precipitazione (mm/24ore)		0	0	0	0	0	0	0	0	0	0

*anomalia calcolata sulla base della normale climatica decadale 1981-2010 Dati: SIR-Regione Toscana, AM, LaMMA

Temperatura Minima del 02/11/2020

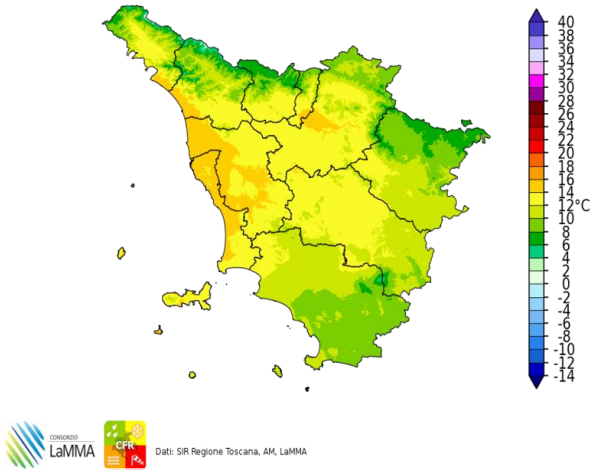

Dati: SIR Regione Toscana, AM, LaMMA

Differenza della Temperatura Minima tra 02/11/2020 e 01/11/2020

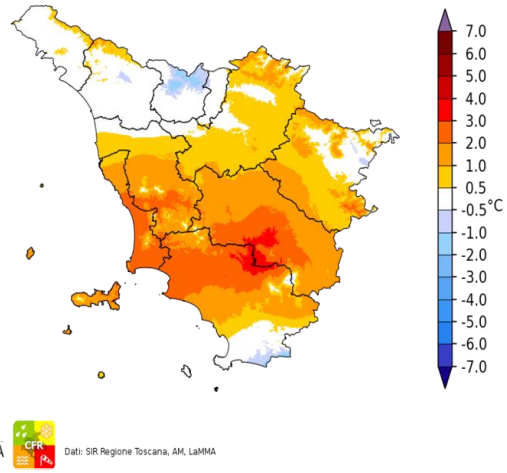

Dati: SIR Regione Toscana, AM, LaMMA

Temperatura Massima del 02/11/2020

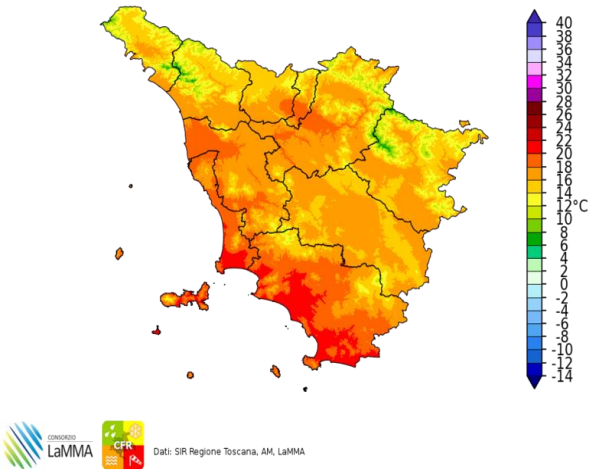

Dati: SIR Regione Toscana, AM, LaMMA

Differenza della Temperatura Massima tra 02/11/2020 e 01/11/2020

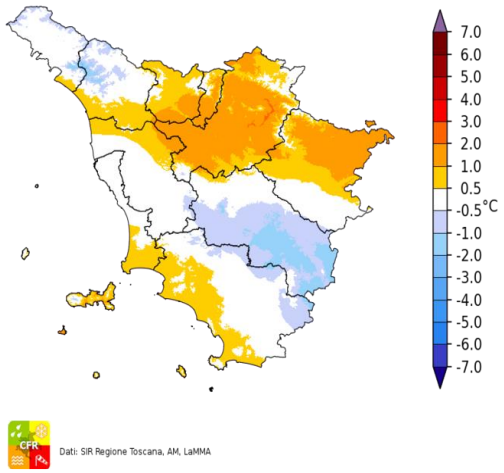

Dati: SIR Regione Toscana, AM, LaMMA

Precipitazione del 02/11/2020

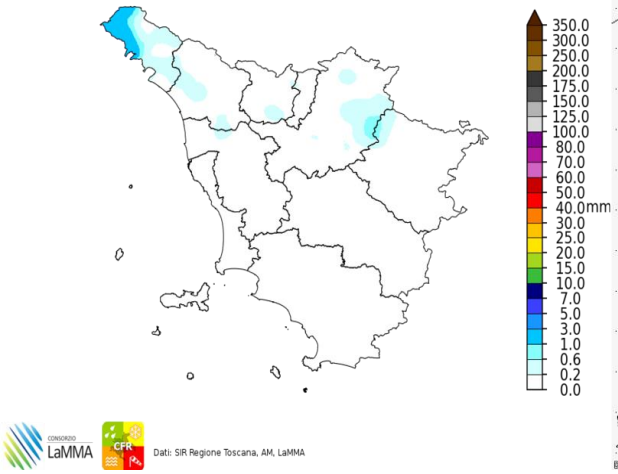

Dati: SIR Regione Toscana, AM, LaMMA

Fulminazioni osservate il giorno 02 Novembre

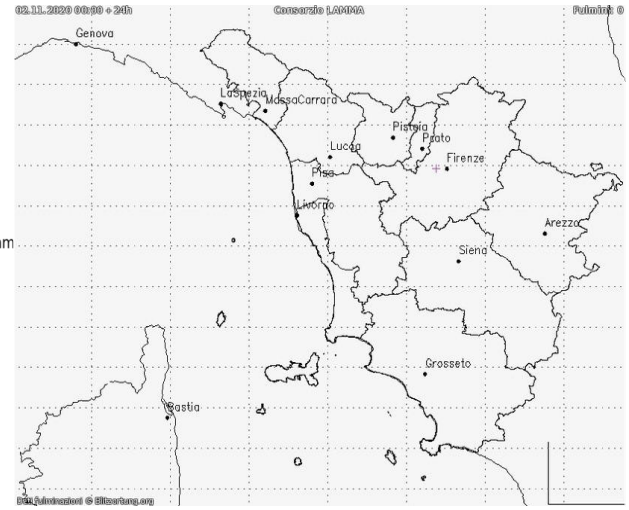

Martedi' 3 Novembre 2020

Situazione: blando minimo relativo tra il Mar Ligure, il Mar di Corsica e il Tirreno settentrionale.

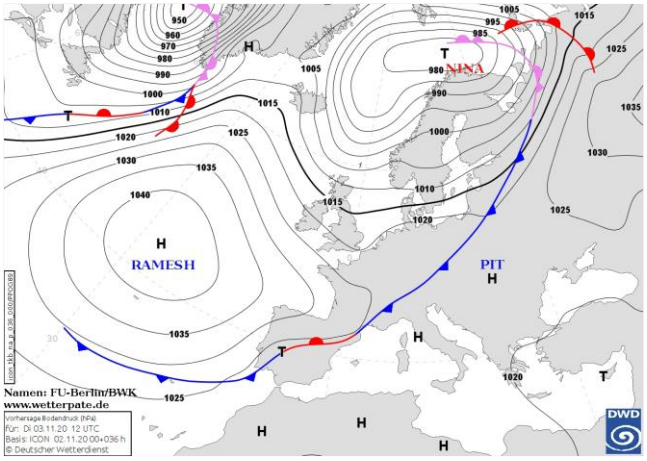

Pressione al suolo e fronti del 03 Novembre alle 12 UTC


Meteosat HRV del 03 Novembre alle 12 UTC

situazione in Toscana



mattina

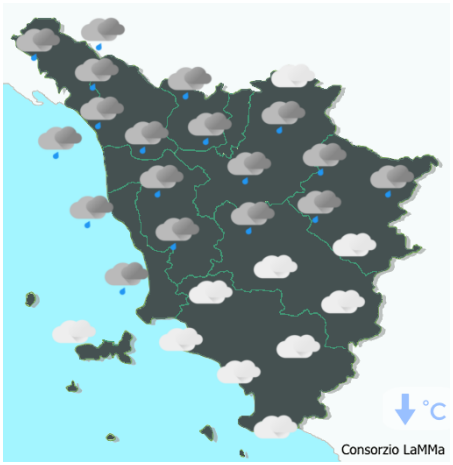

pomeriggio

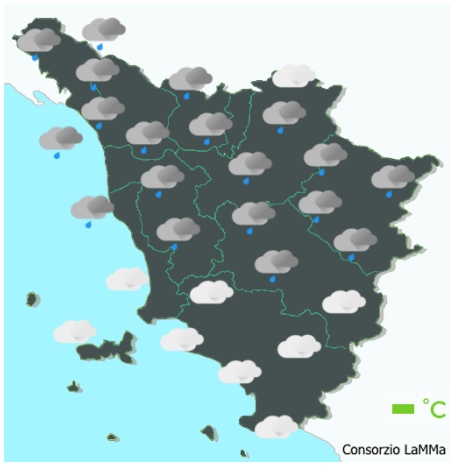

sera

Stato del cielo: coperto.

Fenomeni: insistenti pioviggini o deboli precipitazioni sulle zone centrali e settentrionali.

Venti: deboli occidentali sulla costa, deboli variabili nell'interno.

Mari: poco mossi.

Temperature: miti.

		Arezzo	Firenze	Grosseto	Livorno	Lucca	Massa	Pisa	Pistoia	Prato	Siena
T. min	osservata	13	15	13	16	14	15	15	14	14	13
	anomalia*	8	7	4	5	6	5	6	6	6	5
T. max	osservata	17	17	19	19	16	17	17	16	16	15
	anomalia*	2	0	1	1	0	-1	0	-1	-1	0
Precipitazione (mm/24ore)		0	3	0	3	2	1	4	2	2	1

*anomalia calcolata sulla base della normale climatica decadale 1981-2010 Dati: SIR-Regione Toscana, AM, LaMMA

Temperatura Minima del 03/11/2020

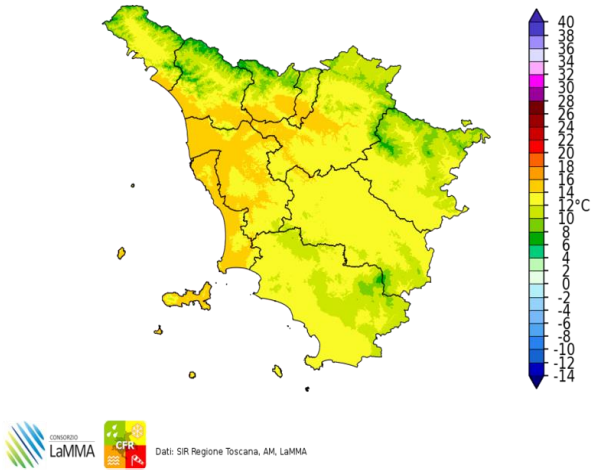

Dati: SIR Regione Toscana, AM, LaMMA

Differenza della Temperatura Minima tra 03/11/2020 e 02/11/2020

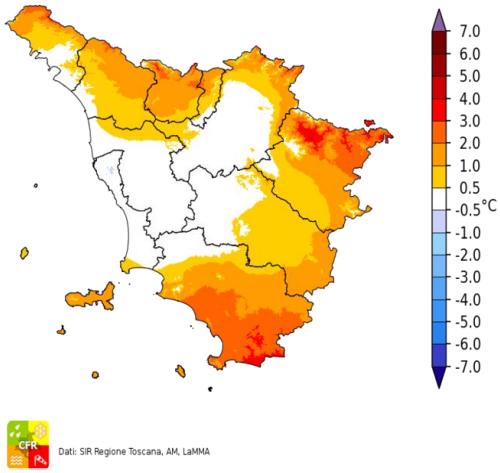

Dati: SIR Regione Toscana, AM, LaMMA

Temperatura Massima del 03/11/2020

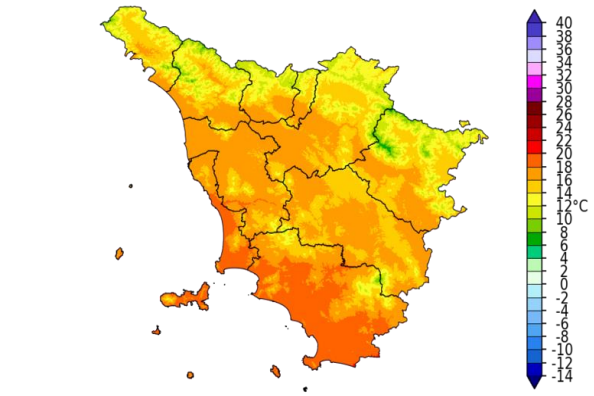

Dati: SIR Regione Toscana, AM, LaMMA

Differenza della Temperatura Massima tra 03/11/2020 e 02/11/2020

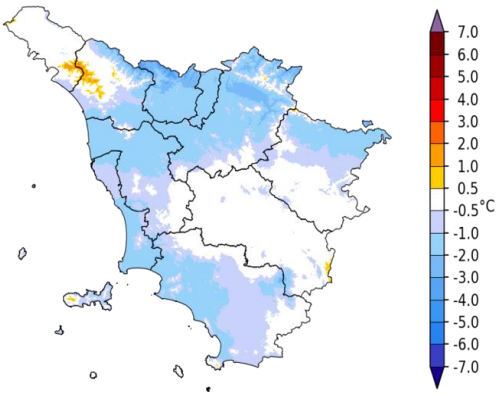

Dati: SIR Regione Toscana, AM, LaMMA

Precipitazione del 03/11/2020

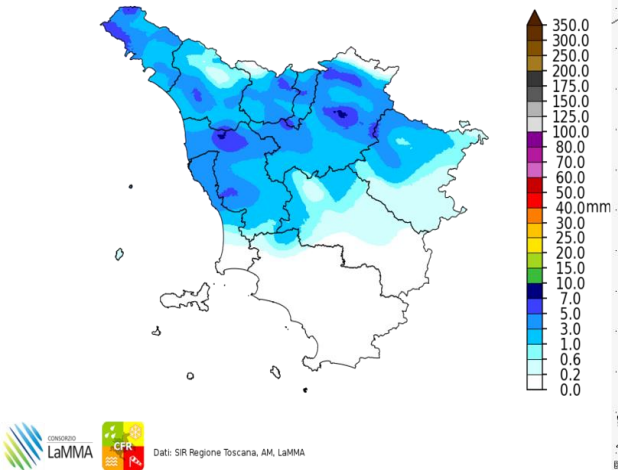

Dati: SIR Regione Toscana, AM, LaMMA

Fulminazioni osservate il giorno 03 Novembre

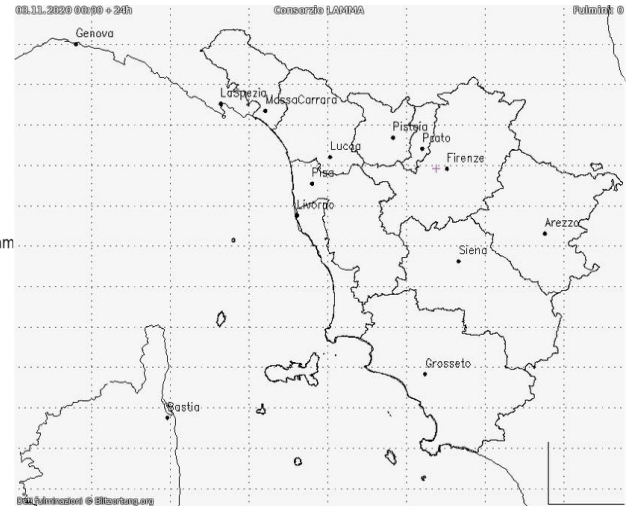

Mercoledi' 4 Novembre 2020

Situazione: pressione in ulteriore aumento.

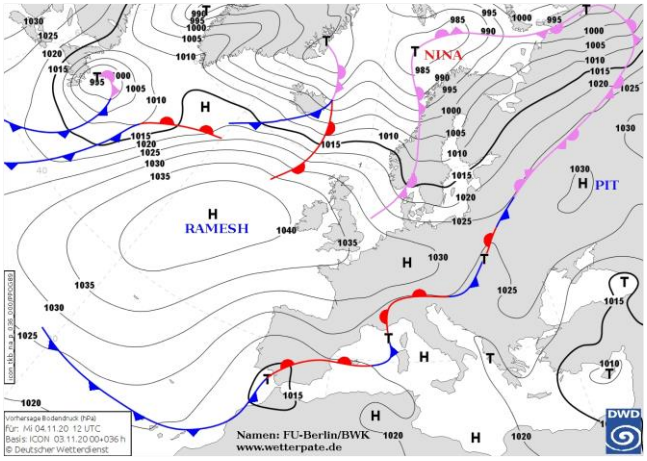

Pressione al suolo e fronti del 04 Novembre alle 12 UTC



Meteosat HRV del 04 Novembre alle 12 UTC

situazione in Toscana



mattina



pomeriggio



sera

Stato del cielo: coperto.

Fenomeni: pioviggini sui rilievi settentrionali in graduale esaurimento.

Venti: deboli da sud, sud-est tendenti a disporsi da nord-est dalla tarda serata.

Mari: poco mossi.

Temperature: miti.

		Arezzo	Firenze	Grosseto	Livorno	Lucca	Massa	Pisa	Pistoia	Prato	Siena
T. min	osservata	11	15	13	16	15	14	15	14	15	13
	anomalia*	6	7	5	5	6	4	6	7	6	5
T. max	osservata	18	20	22	18	18	18	18	18	19	19
	anomalia*	3	3	4	1	1	0	0	1	2	4
Precipitazione (mm/24ore)		0	0	0	2	2	2	1	0	0	0

*anomalia calcolata sulla base della normale climatica decadale 1981-2010

Dati: SIR-Regione Toscana, AM, LaMMA

Temperatura Minima del 04/11/2020

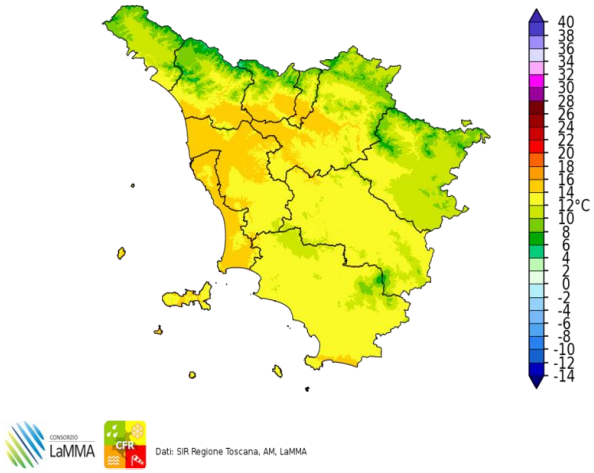

Dati: SIR Regione Toscana, AM, LaMMA

Differenza della Temperatura Minima tra 04/11/2020 e 03/11/2020

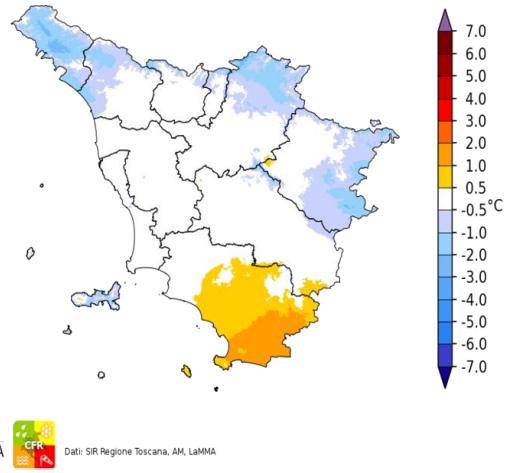

Dati: SIR Regione Toscana, AM, LaMMA

Temperatura Massima del 04/11/2020

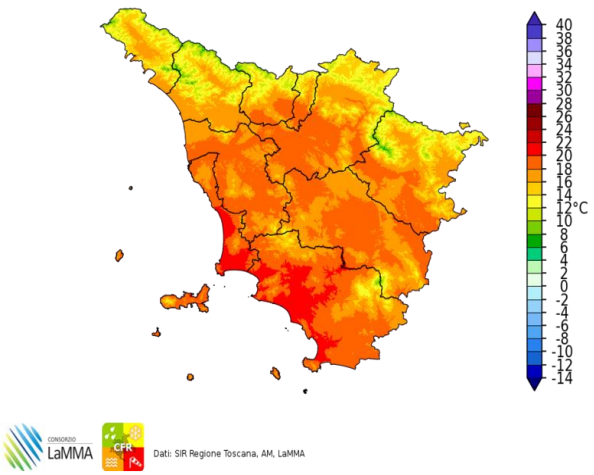

Dati: SIR Regione Toscana, AM, LaMMA

Differenza della Temperatura Massima tra 04/11/2020 e 03/11/2020

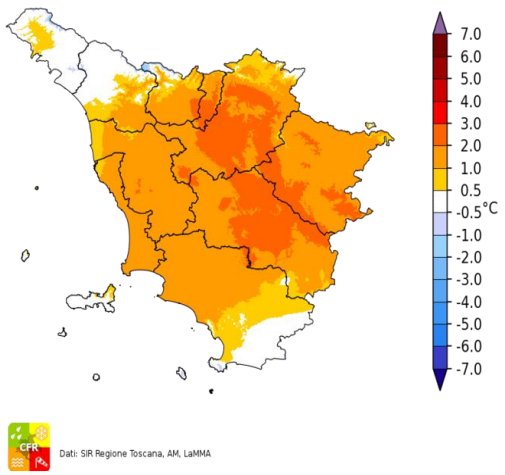

Dati: SIR Regione Toscana, AM, LaMMA

Precipitazione del 04/11/2020

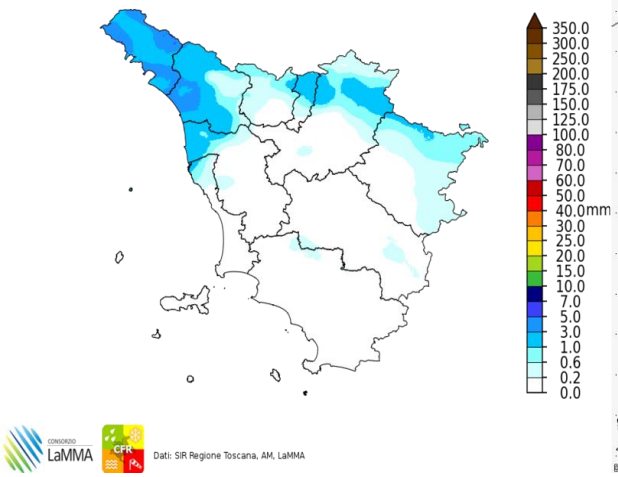

Dati: SIR Regione Toscana, AM, LaMMA

Fulminazioni osservate il giorno 04 Novembre

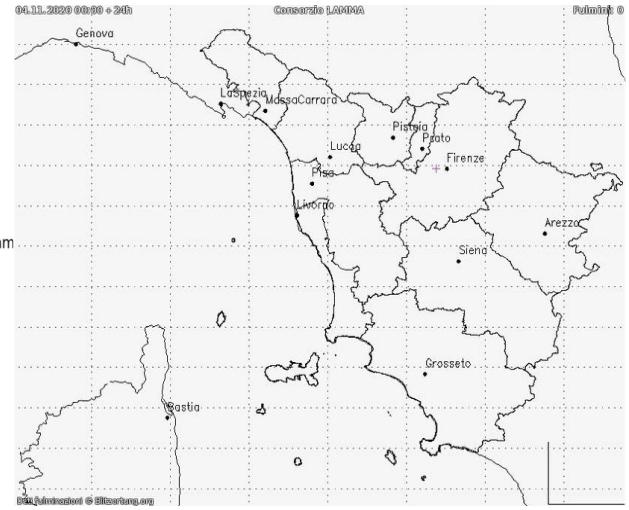

Giovedi' 5 Novembre 2020

Situazione: una vasta e robusta area di alta pressione interessa gran parte d'Europa garantendo condizioni di stabilità anche sulla Toscana.

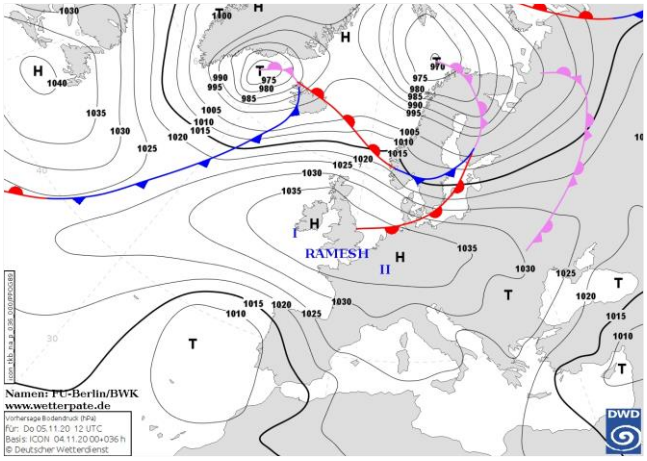

Pressione al suolo e fronti del 05 Novembre alle 12 UTC


Meteosat HRV del 05 Novembre alle 12 UTC

situazione in Toscana



mattina

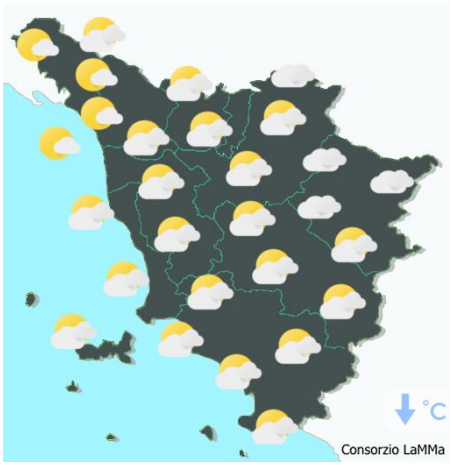

pomeriggio

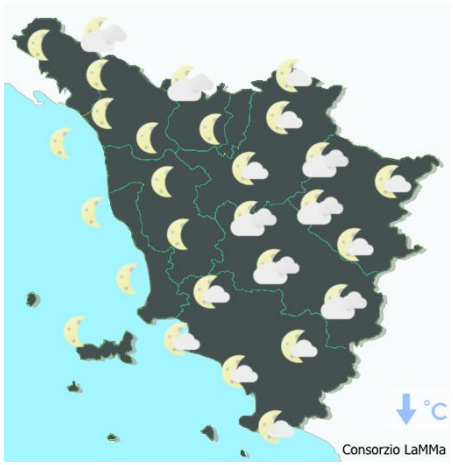

sera

Stato del cielo: molto nuvoloso sulle zone orientali e meridionali della regione, sereno o poco nuvoloso su costa e zone di nord-ovest

Fenomeni: nottetempo deboli precipitazioni sui versanti adriatici dell'Appennino.

Venti: tra deboli e moderati nord-orientali con locali rinforzi.

Mari: poco mossi sottocosta, mossi al largo sui settori centro-meridionali dal pomeriggio-sera.

Temperature: minime in sensibile calo.

		Arezzo	Firenze	Grosseto	Livorno	Lucca	Massa	Pisa	Pistoia	Prato	Siena
T. min	osservata	9	14	13	15	11	11	11	10	15	11
	anomalia*	4	6	5	4	2	1	2	2	7	3
T. max	osservata	16	19	20	21	20	20	21	20	20	16
	anomalia*	1	2	2	3	3	2	4	3	3	1
Precipitazione (mm/24ore)		0	0	0	0	0	0	0	0	0	0

*anomalia calcolata sulla base della normale climatica decadale 1981-2010 Dati: SIR-Regione Toscana, AM, LaMMA

Temperatura Minima del 05/11/2020

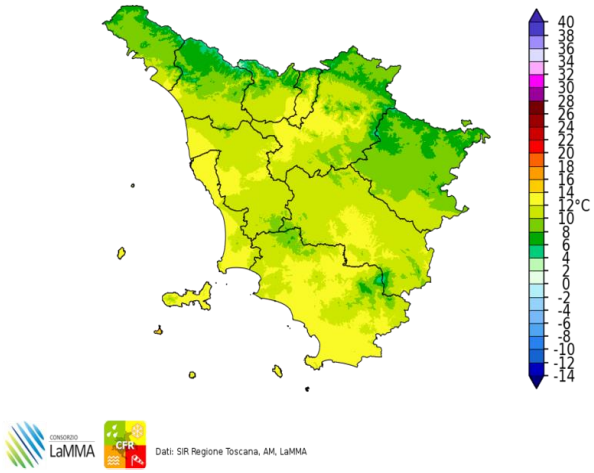

Dati: SIR Regione Toscana, AM, LaMMA

Differenza della Temperatura Minima tra 05/11/2020 e 04/11/2020

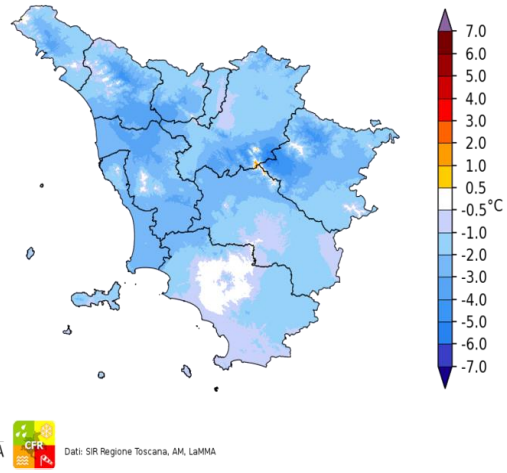

Dati: SIR Regione Toscana, AM, LaMMA

Temperatura Massima del 05/11/2020

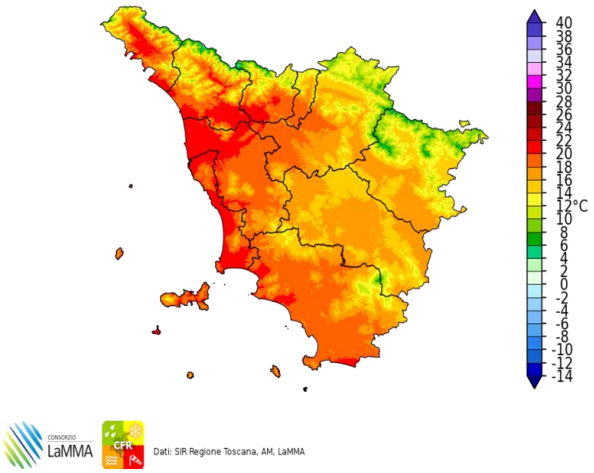

Dati: SIR Regione Toscana, AM, LaMMA

Differenza della Temperatura Massima tra 05/11/2020 e 04/11/2020

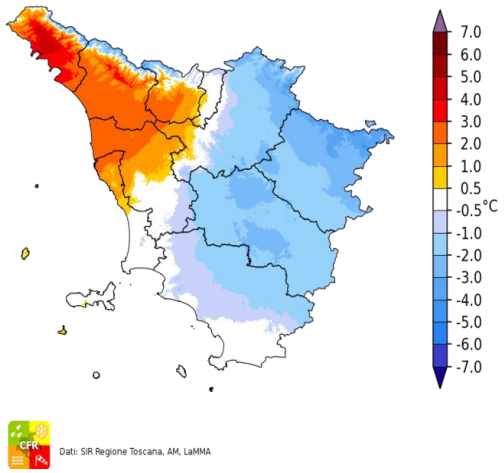

Dati: SIR Regione Toscana, AM, LaMMA

Precipitazione del 05/11/2020

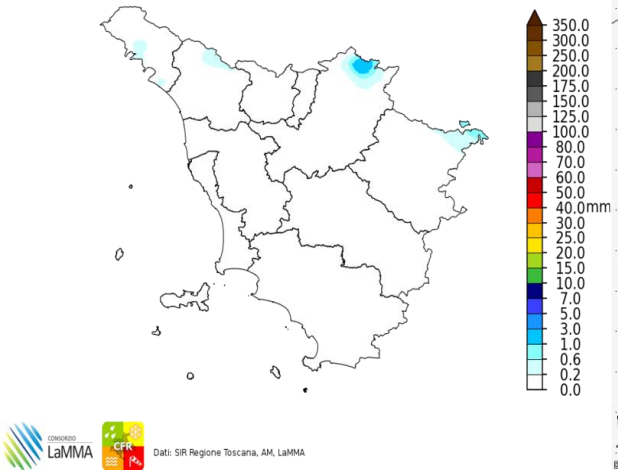

Dati: SIR Regione Toscana, AM, LaMMA

Fulminazioni osservate il giorno 05 Novembre

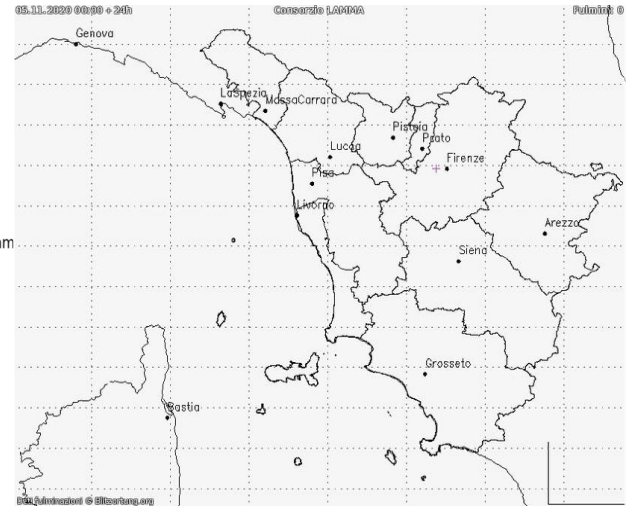

Venerdi' 6 Novembre 2020

Situazione: un vasto e robusto anticiclone interessa gran parte d'Europa garantendo condizioni di stabilità anche sulla Toscana.

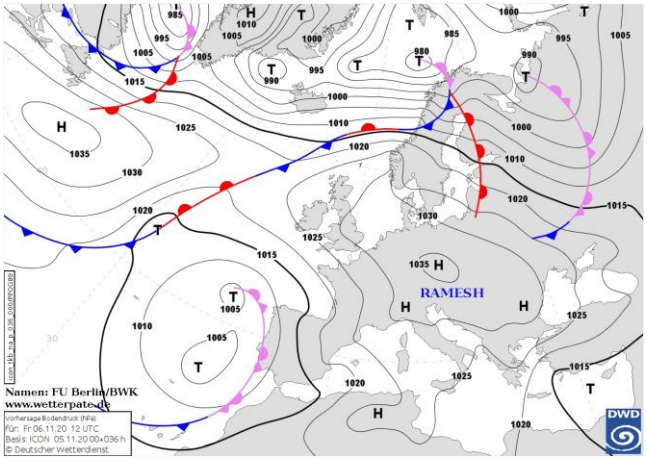

Pressione al suolo e fronti del 06 Novembre alle 12 UTC



Meteosat HRV del 06 Novembre alle 12 UTC

situazione in Toscana

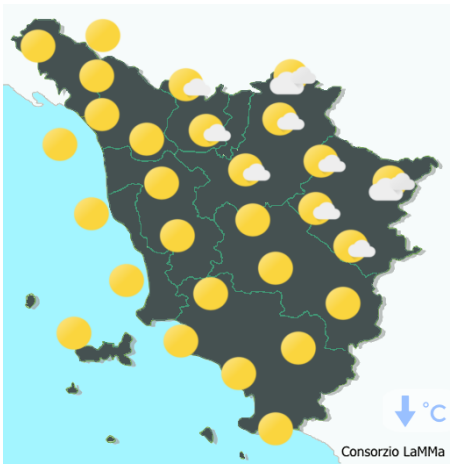

mattina

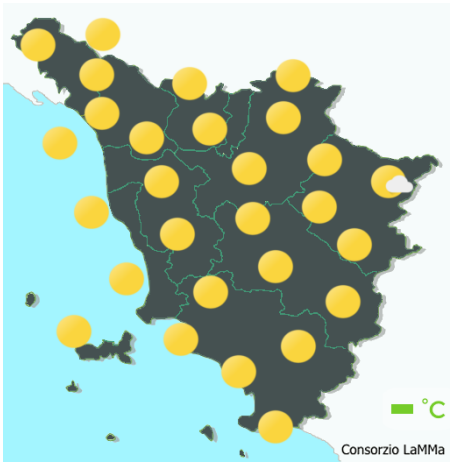

pomeriggio



sera

Stato del cielo: sereno o poco nuvoloso.

Fenomeni: nessuno.

Venti: deboli o moderati di Grecale con locali rinforzi, ma in graduale attenuazione.

Mari: poco mossi sottocosta, localmente mossi al largo.

Temperature: minime in calo, massime in rialzo sulle zone interne e su quelle meridionali.

		Arezzo	Firenze	Grosseto	Livorno	Lucca	Massa	Pisa	Pistoia	Prato	Siena
T. min	osservata	7	9	9	14	8	10	9	9	13	11
	anomalia*	2	1	0	3	0	0	0	1	5	2
T. max	osservata	19	21	20	21	19	19	21	21	20	18
	anomalia*	4	4	2	4	3	1	4	4	4	3
Precipitazione (mm/24ore)		0	0	0	0	0	0	0	0	0	0

*anomalia calcolata sulla base della normale climatica decadale 1981-2010

Dati: SIR-Regione Toscana, AM, LaMMA

Temperatura Minima del 06/11/2020

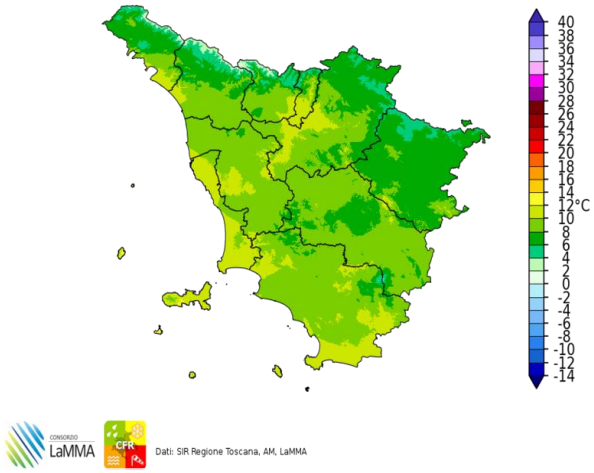

Dati: SIR Regione Toscana, AM, LaMMA

Differenza della Temperatura Minima tra 06/11/2020 e 05/11/2020

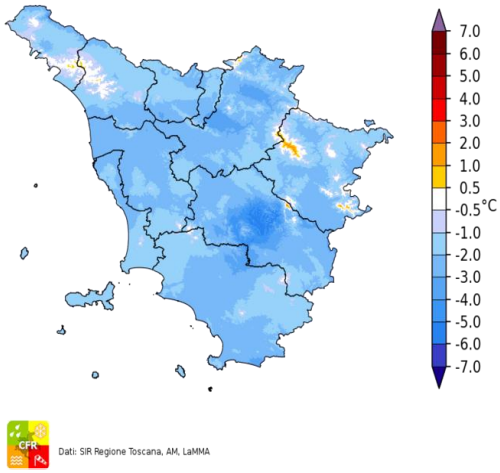

Dati: SIR Regione Toscana, AM, LaMMA

Temperatura Massima del 06/11/2020

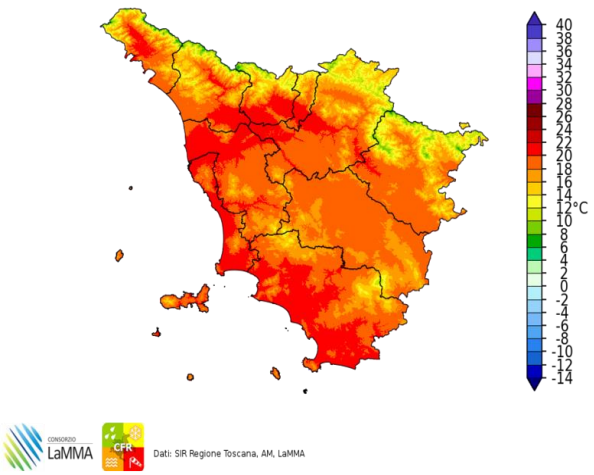

Dati: SIR Regione Toscana, AM, LaMMA

Differenza della Temperatura Massima tra 06/11/2020 e 05/11/2020

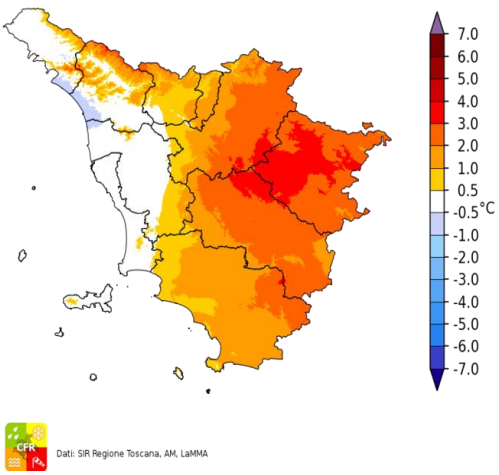

Dati: SIR Regione Toscana, AM, LaMMA

Precipitazione del 06/11/2020

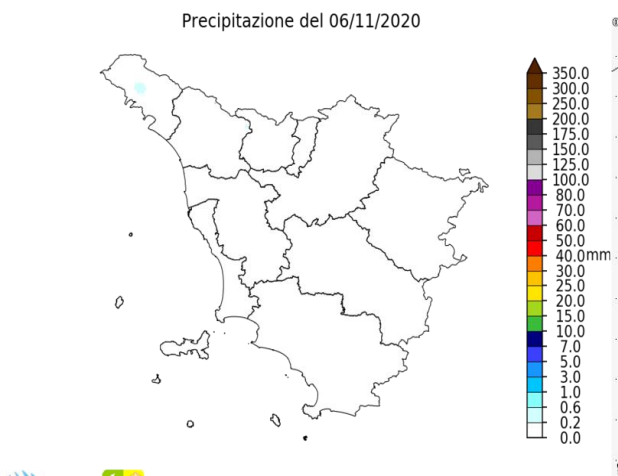

Dati: SIR Regione Toscana, AM, LaMMA

Fulminazioni osservate il giorno 06 Novembre

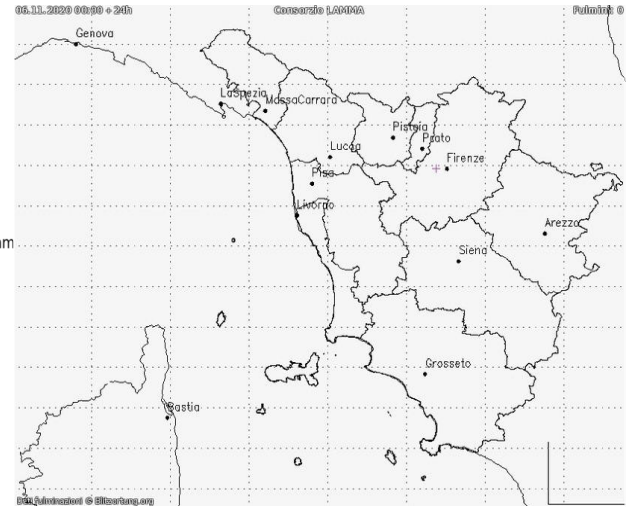

Sabato 7 Novembre 2020

Situazione: un vasto campo di alta pressione sull'Europa orientale determina condizioni di tempo stabile e in prevalenza soleggiato su buona parte della penisola italiana. Modeste correnti sciroccali interessano il Mar Tirreno e Ligure per la presenza di una perturbazione sulla penisola iberica.

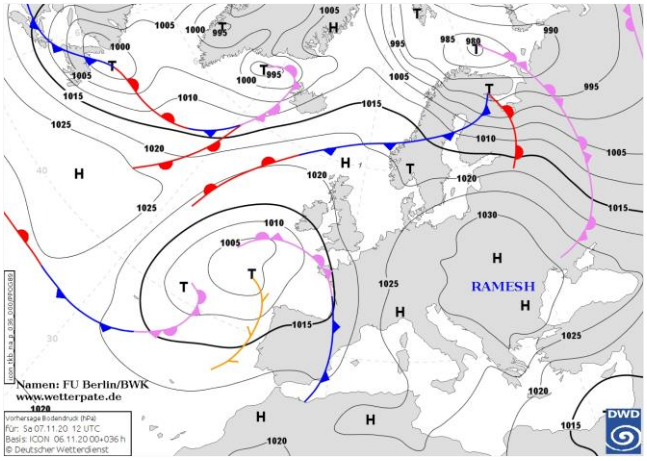

Pressione al suolo e fronti del 07 Novembre alle 12 UTC


Meteosat HRV del 07 Novembre alle 12 UTC

situazione in Toscana

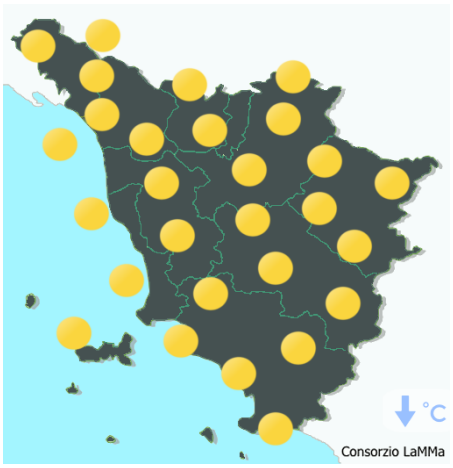

mattina

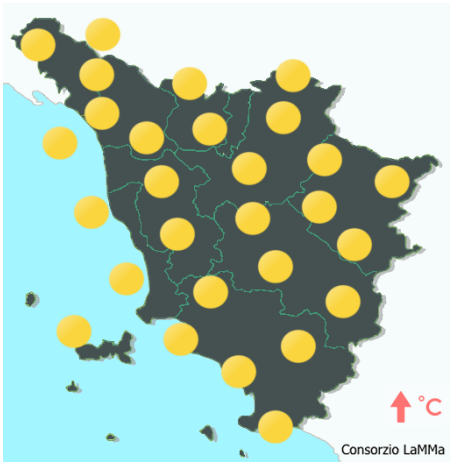

pomeriggio



sera

Stato del cielo: sereno.

Fenomeni: nessuno.

Venti: deboli orientali, tendenti a provenire da sud, sud-est dal pomeriggio sulla costa e sull'Arcipelago.

Mari: poco mossi.

Temperature: minime in calo in pianura con inversione termica; massime in aumento.

		Arezzo	Firenze	Grosseto	Livorno	Lucca	Massa	Pisa	Pistoia	Prato	Siena
T. min	osservata	4	5	9	13	7	10	8	7	10	10
	anomalia*	-1	-3	1	2	-1	0	-1	-1	1	1
T. max	osservata	19	22	20	20	19	20	22	20	21	20
	anomalia*	4	5	2	2	2	2	4	3	4	4
Precipitazione (mm/24ore)		0	0	0	0	0	0	0	0	0	0

*anomalia calcolata sulla base della normale climatica decadale 1981-2010 Dati: SIR-Regione Toscana, AM, LaMMA

Temperatura Minima del 07/11/2020

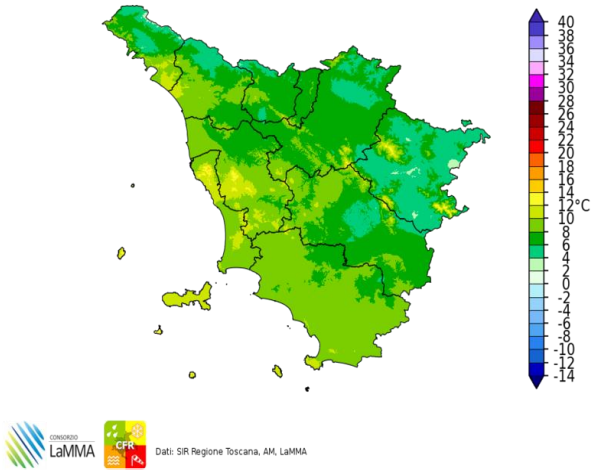

Dati: SIR Regione Toscana, AM, LaMMA

Differenza della Temperatura Minima tra 07/11/2020 e 06/11/2020

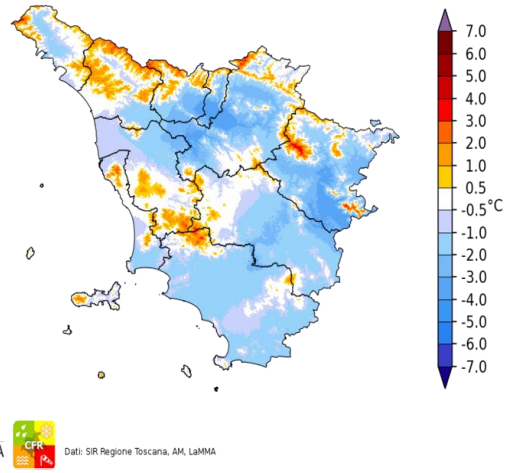

Dati: SIR Regione Toscana, AM, LaMMA

Temperatura Massima del 07/11/2020

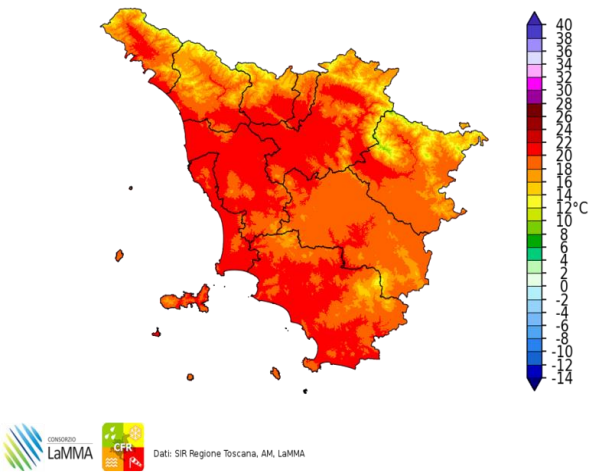

Dati: SIR Regione Toscana, AM, LaMMA

Differenza della Temperatura Massima tra 07/11/2020 e 06/11/2020

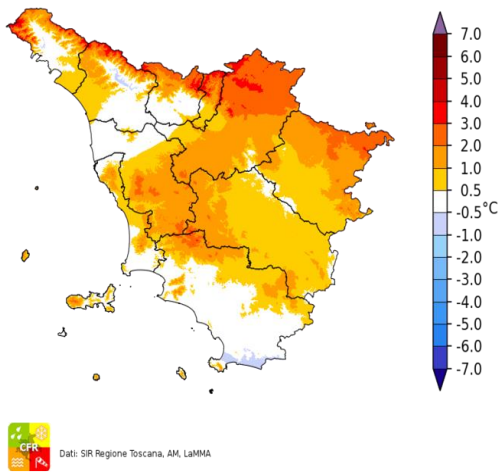

Dati: SIR Regione Toscana, AM, LaMMA

Precipitazione del 07/11/2020

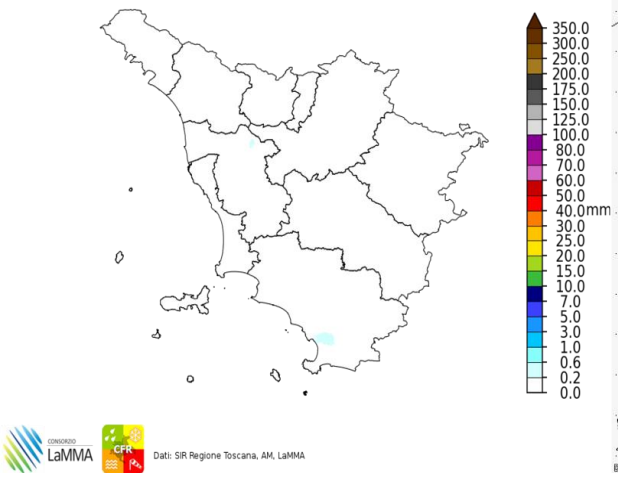

Dati: SIR Regione Toscana, AM, LaMMA

Fulminazioni osservate il giorno 07 Novembre

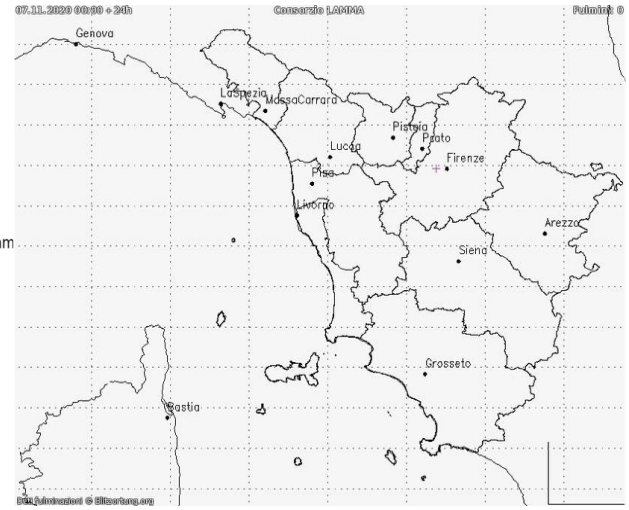

Domenica 8 Novembre 2020

Situazione: un vasto campo di alta pressione si estende sull'Europa centro-orientale e determina condizioni di tempo stabile e in prevalenza soleggiato anche su buona parte della penisola italiana. Una depressione atlantica estende la sua influenza sul settore occidentale europeo.

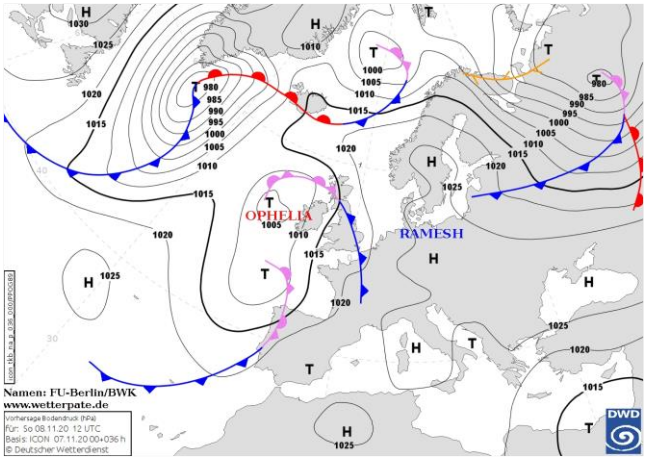

Pressione al suolo e fronti del 08 Novembre alle 12 UTC


Meteosat HRV del 08 Novembre alle 12 UTC

situazione in Toscana

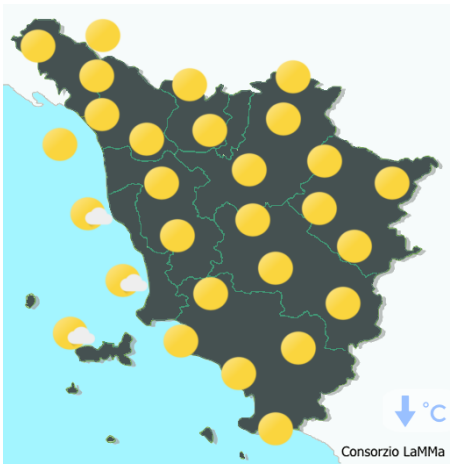

mattina

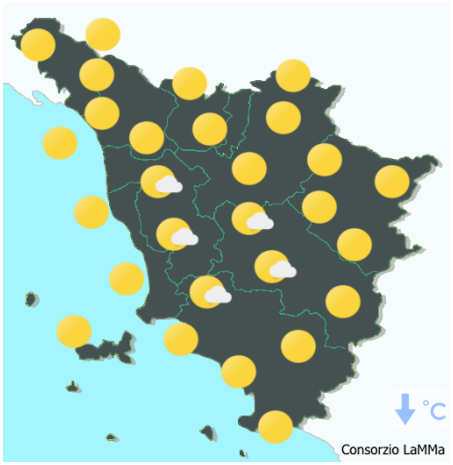

pomeriggio



sera

Stato del cielo: soleggiato.

Fenomeni: nessuno.

Venti: deboli di Scirocco sulla costa e sulle isole con locali rinforzi, deboli variabili nell'interno.

Mari: poco mossi.

Temperature: in live flessione.

		Arezzo	Firenze	Grosseto	Livorno	Lucca	Massa	Pisa	Pistoia	Prato	Siena
T. min	osservata	3	5	8	12	7	10	7	6	9	9
	anomalia*	-2	-3	-1	1	-1	0	-1	-2	0	1
T. max	osservata	19	20	20	20	18	20	21	18	19	20
	anomalia*	3	3	2	2	1	1	4	1	2	5
Precipitazione (mm/24ore)		0	0	0	0	0	0	10	0	0	0

*anomalia calcolata sulla base della normale climatica decadale 1981-2010 Dati: SIR-Regione Toscana, AM, LaMMA

Temperatura Minima del 08/11/2020

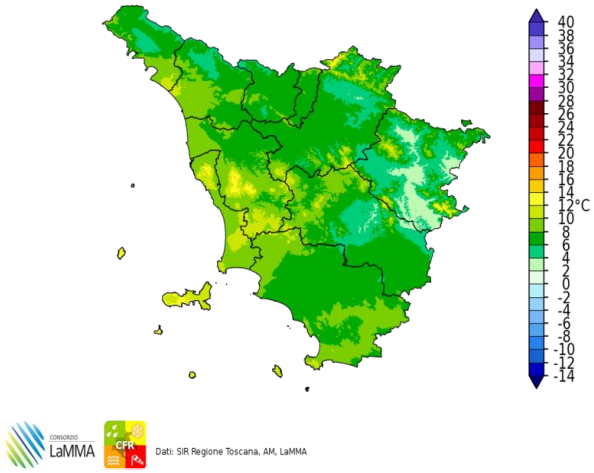

Dati: SIR Regione Toscana, AM, LaMMA

Differenza della Temperatura Minima tra 08/11/2020 e 07/11/2020

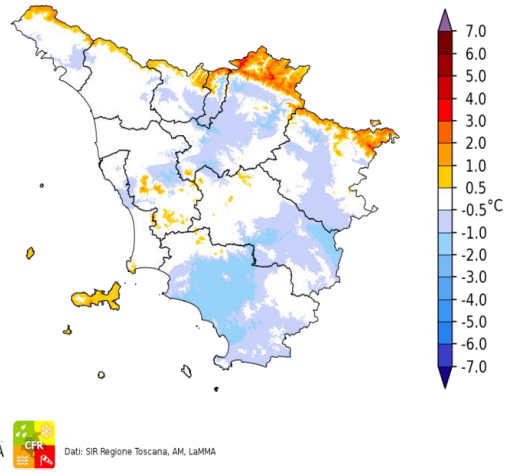

Dati: SIR Regione Toscana, AM, LaMMA

Temperatura Massima del 08/11/2020

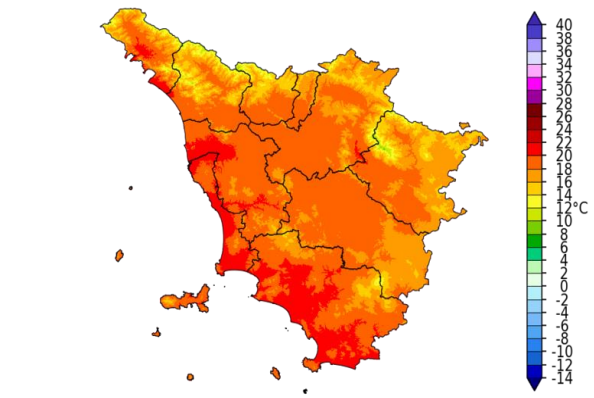

Dati: SIR Regione Toscana, AM, LaMMA

Differenza della Temperatura Massima tra 08/11/2020 e 07/11/2020

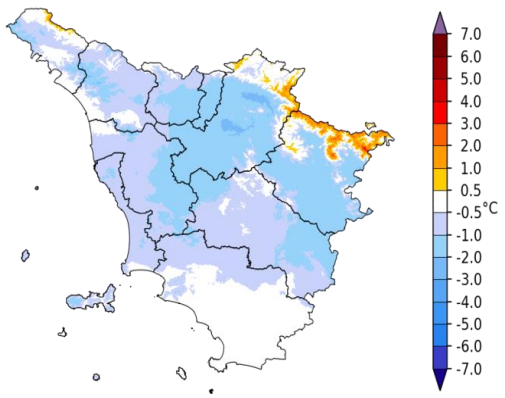

Dati: SIR Regione Toscana, AM, LaMMA

Precipitazione del 08/11/2020

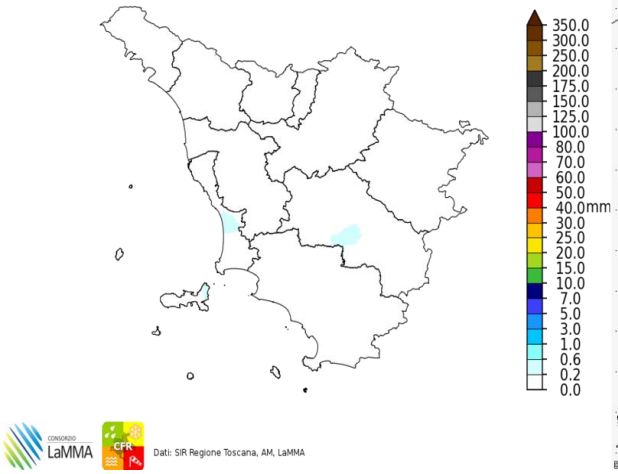

Dati: SIR Regione Toscana, AM, LaMMA

Fulminazioni osservate il giorno 08 Novembre

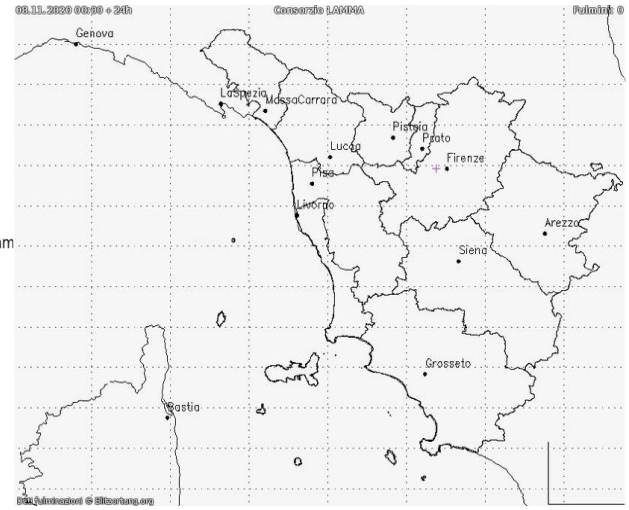

Lunedi' 9 Novembre 2020

Situazione: un vasto campo di alta pressione si estende sull'Europa centro-orientale e determina condizioni di tempo stabile e in prevalenza soleggiato anche su buona parte della penisola italiana. Una depressione atlantica estende la sua influenza al settore occidentale europeo.

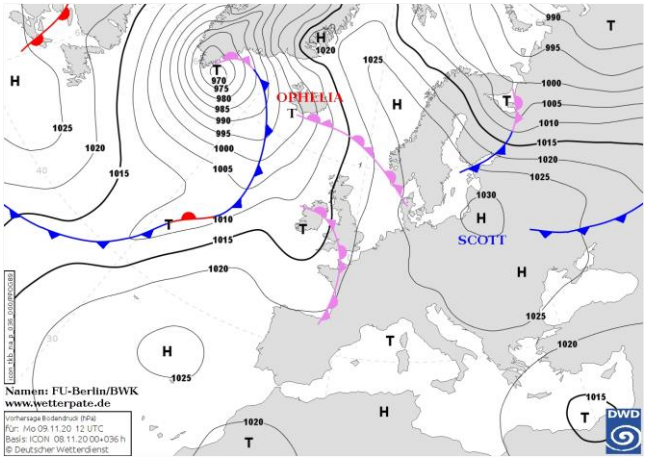

Pressione al suolo e fronti del 09 Novembre alle 12 UTC


Meteosat FOG del 09 Novembre alle 06 UTC

situazione in Toscana

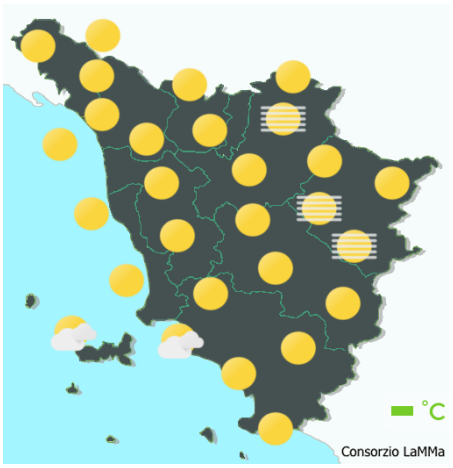

mattina

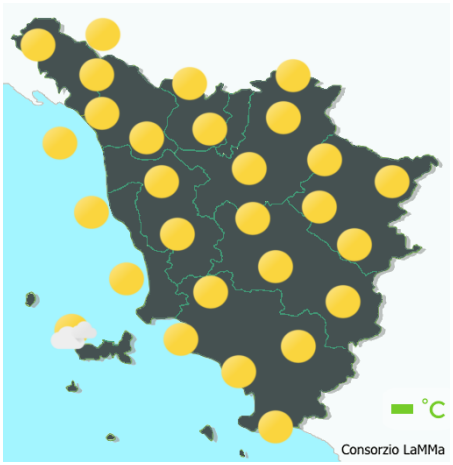

pomeriggio



sera

Stato del cielo: sereno o poco nuvoloso.

Fenomeni: locale nebbia al mattino e dopo il tramonto.

Venti: deboli variabili.

Mari: calmi o poco mossi.

Temperature: in lieve aumento.

		Arezzo	Firenze	Grosseto	Livorno	Lucca	Massa	Pisa	Pistoia	Prato	Siena
T. min	osservata	4	5	8	13	8	10	8	7	9	10
	anomalia*	-1	-2	-1	2	-1	0	-1	-1	0	1
T. max	osservata	19	19	21	19	18	19	21	20	20	20
	anomalia*	4	2	2	2	1	1	4	3	3	4
Precipitazione (mm/24ore)		0	0	0	0	0	0	0	0	0	0

*anomalia calcolata sulla base della normale climatica decadale 1981-2010 Dati: SIR-Regione Toscana, AM, LaMMA

Temperatura Minima del 09/11/2020

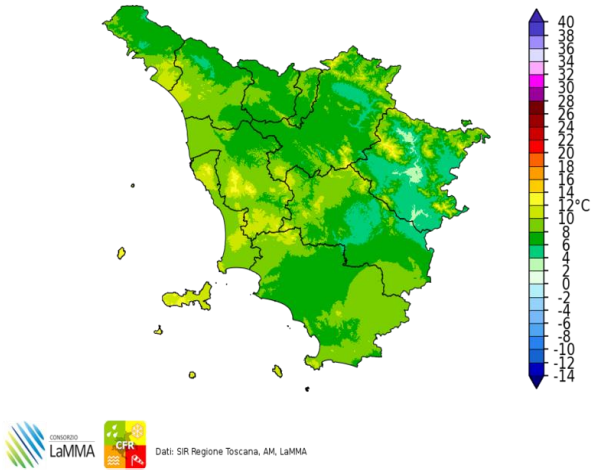

Dati: SIR Regione Toscana, AM, LaMMA

Differenza della Temperatura Minima tra 09/11/2020 e 08/11/2020

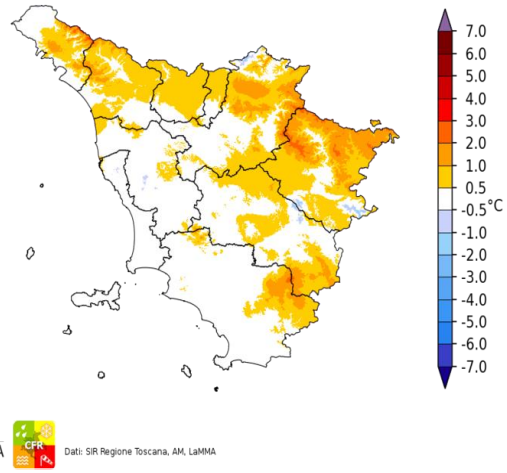

Dati: SIR Regione Toscana, AM, LaMMA

Temperatura Massima del 09/11/2020

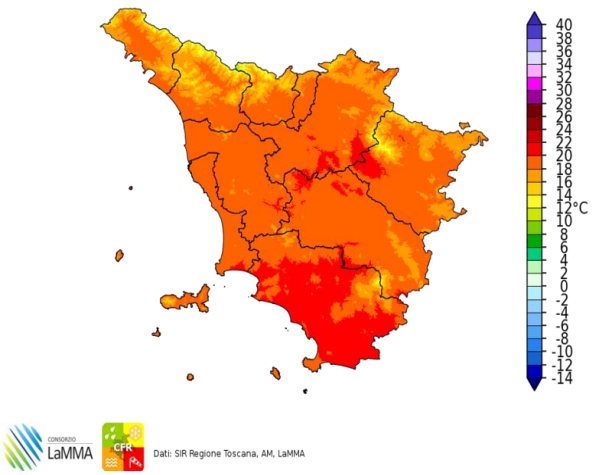

Dati: SIR Regione Toscana, AM, LaMMA

Differenza della Temperatura Massima tra 09/11/2020 e 08/11/2020

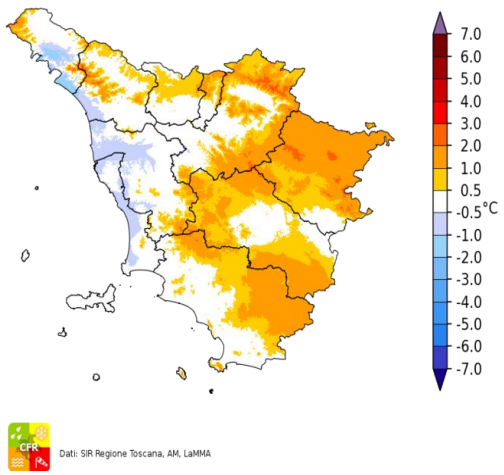

Dati: SIR Regione Toscana, AM, LaMMA

Precipitazione del 09/11/2020

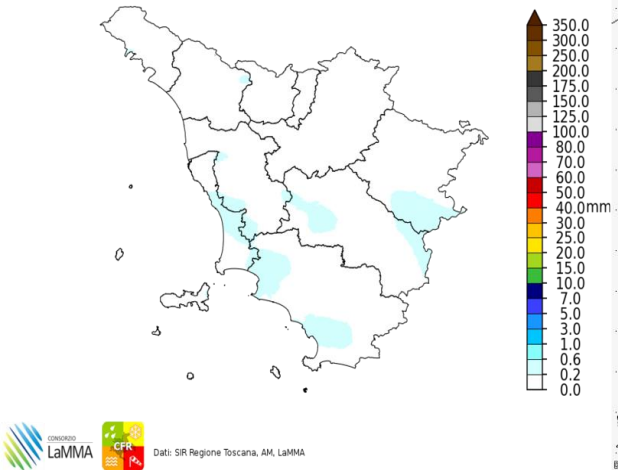

Dati: SIR Regione Toscana, AM, LaMMA

Fulminazioni osservate il giorno 09 Novembre

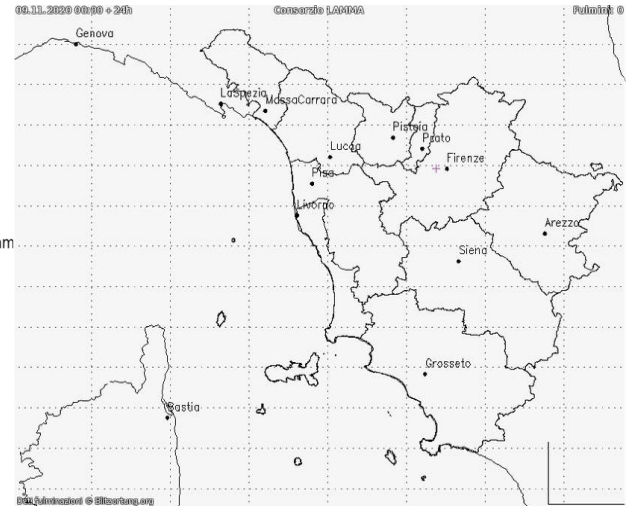

Martedi' 10 Novembre 2020

Situazione: una modesta saccatura in quota sulla Francia convoglia aria mite e umida sulla penisola.

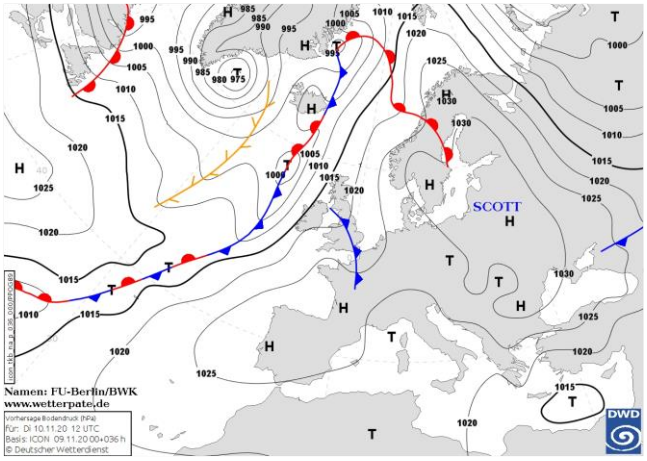

Pressione al suolo e fronti del 10 Novembre alle 12 UTC



Meteosat HRV del 10 Novembre alle 12 UTC

situazione in Toscana

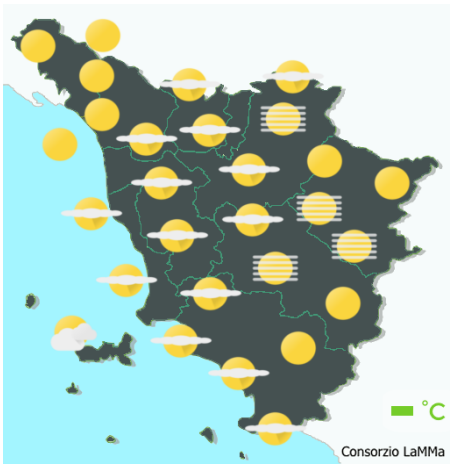

mattina



pomeriggio



sera

Stato del cielo: sereno o velato.

Fenomeni: nessuno.

Venti: deboli variabili.

Mari: calmi o poco mossi.

Temperature: stazionarie o in lieve calo le massime.

		Arezzo	Firenze	Grosseto	Livorno	Lucca	Massa	Pisa	Pistoia	Prato	Siena
T. min	osservata	4	6	9	13	8	10	8	6	9	10
	anomalia*	-1	-2	1	2	-1	0	-1	-1	0	1
T. max	osservata	19	20	19	18	18	18	20	19	19	19
	anomalia*	4	2	1	0	1	0	2	2	2	4
Precipitazione (mm/24ore)		0	0	0	0	0	0	0	0	0	0

*anomalia calcolata sulla base della normale climatica decadale 1981-2010 Dati: SIR-Regione Toscana, AM, LaMMA

Temperatura Minima del 10/11/2020

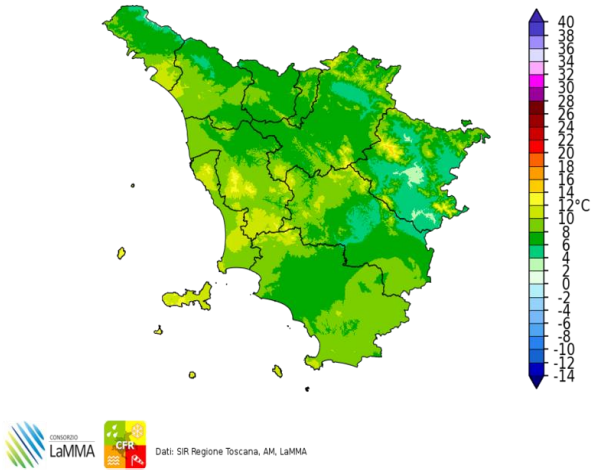

Dati: SIR Regione Toscana, AM, LaMMA

Differenza della Temperatura Minima tra 10/11/2020 e 09/11/2020

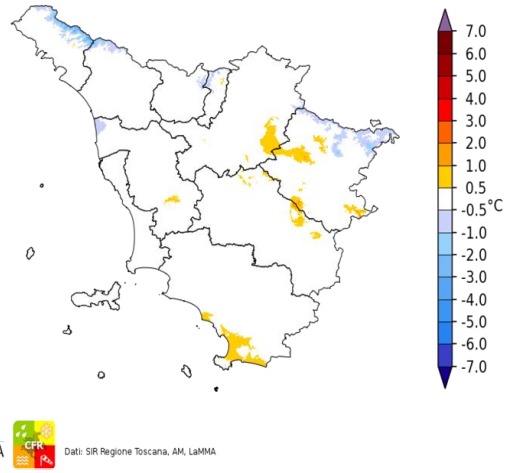

Dati: SIR Regione Toscana, AM, LaMMA

Temperatura Massima del 10/11/2020

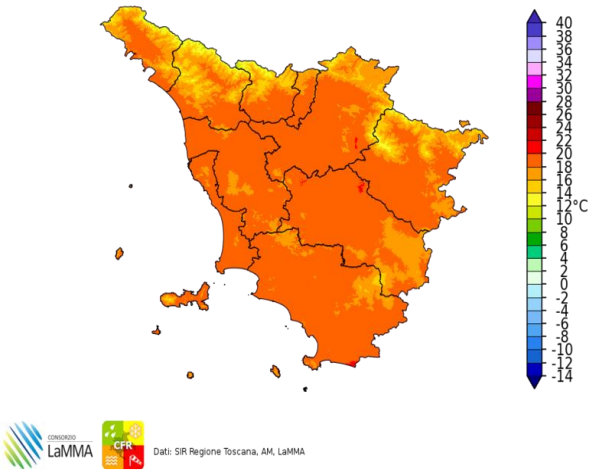

Dati: SIR Regione Toscana, AM, LaMMA

Differenza della Temperatura Massima tra 10/11/2020 e 09/11/2020

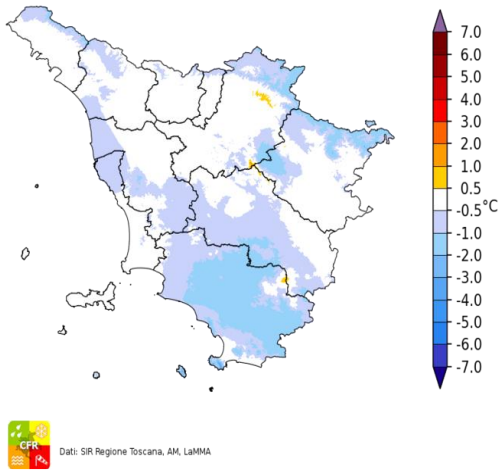

Dati: SIR Regione Toscana, AM, LaMMA

Precipitazione del 10/11/2020

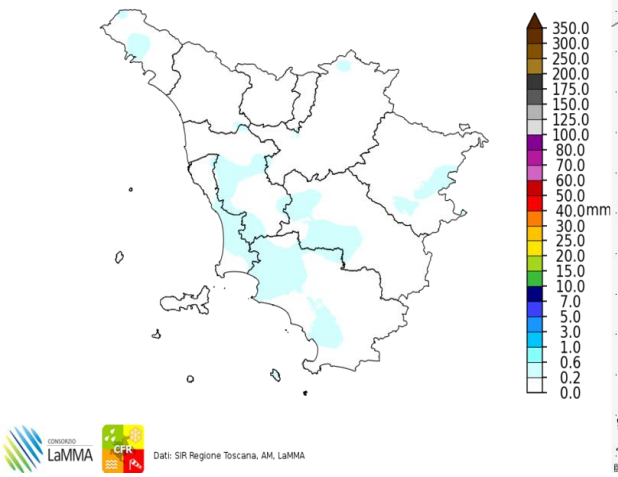

Dati: SIR Regione Toscana, AM, LaMMA

Fulminazioni osservate il giorno 10 Novembre

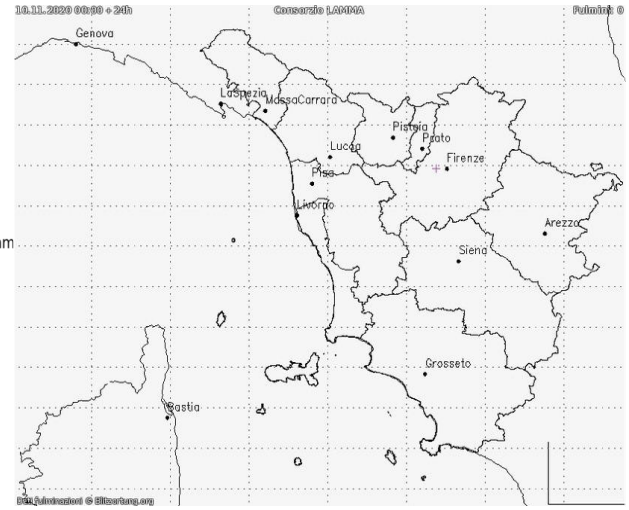

I decade - Quadro regionale – Precipitazioni

Il mese di Novembre si è aperto con una decade all'insegna dell'alta pressione, e non si è assistito al transito di alcuna perturbazione sul territorio toscano. Fatta eccezione per le deboli precipitazioni osservate nel corso dei primi giorni, la decade è risultata decisamente asciutta e con quantitativi molto inferiori a quelli tipici del periodo.

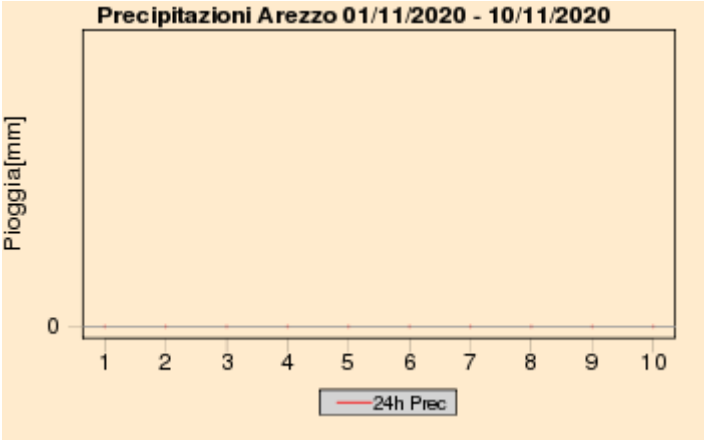

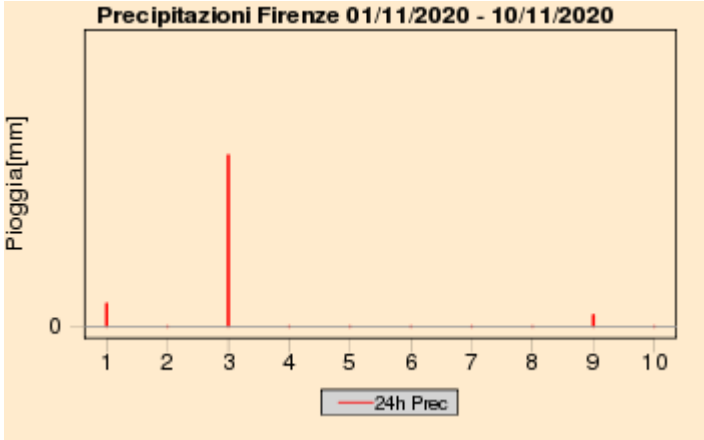

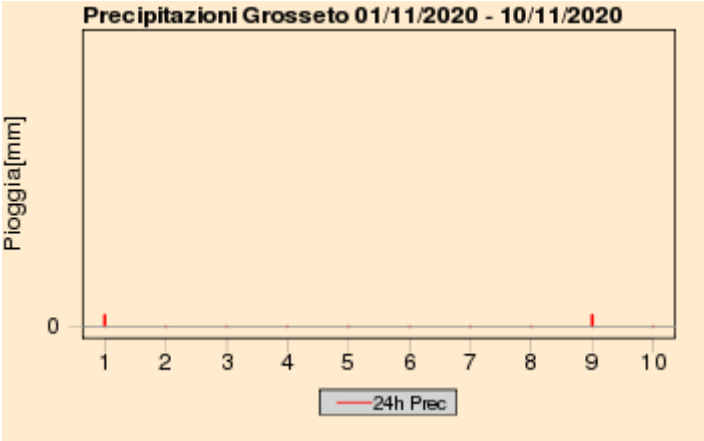

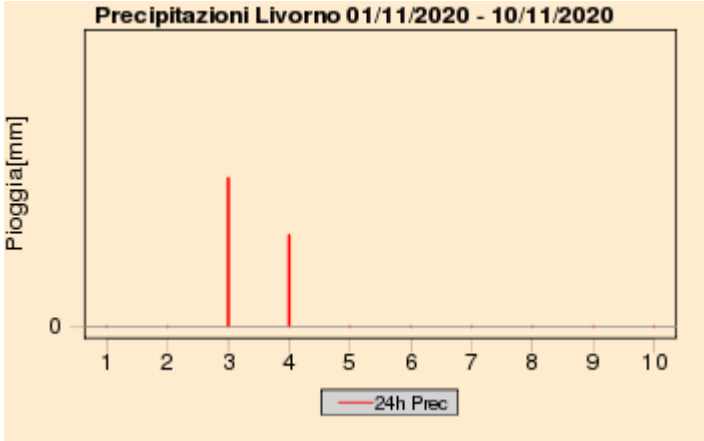

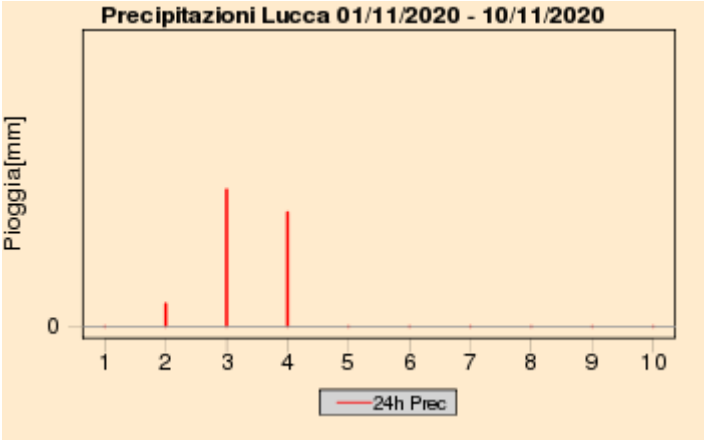

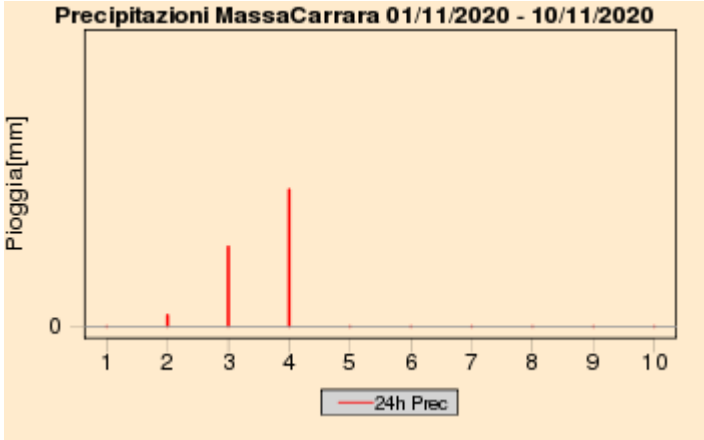

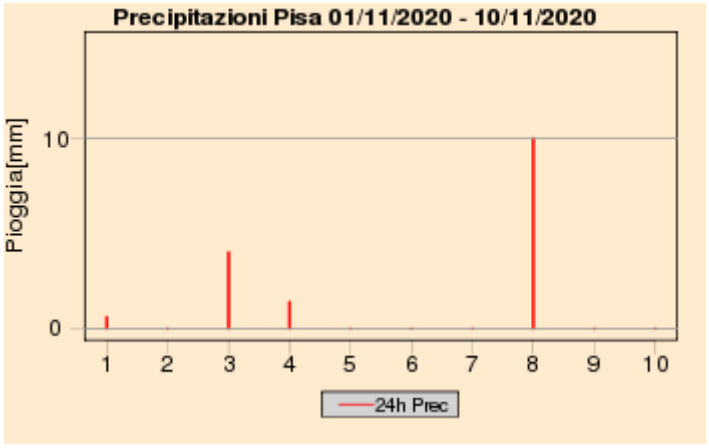

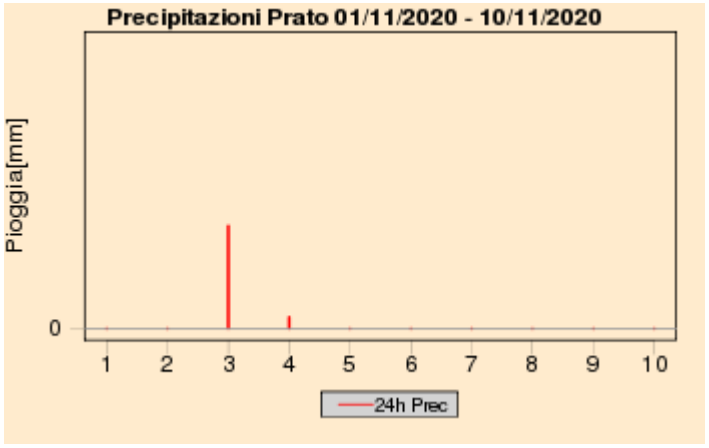

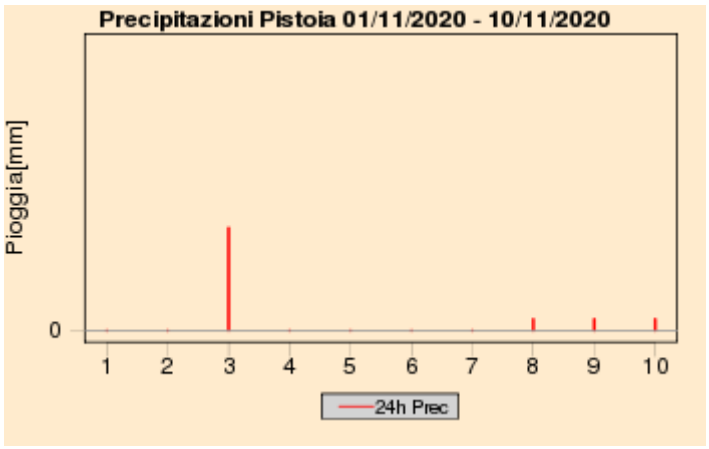

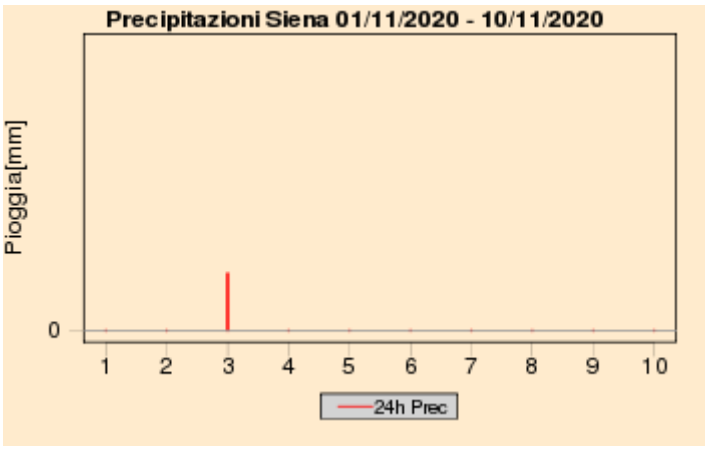

Quadro regionale – Cumulati decadali di precipitazione, anomalia di precipitazione e numero di giorni di pioggia



Dati: SIR Regione Toscana, AM, LaMMA

Percentuale di Precipitazione rispetto alla media climatica
dal 01/11/2020 al 10/11/2020

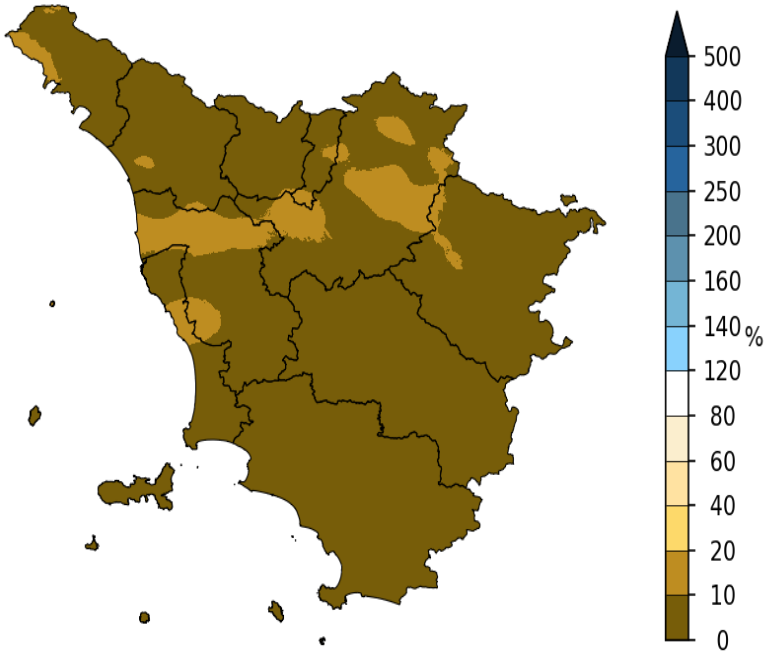

Dati: SIR Regione Toscana, AM, LaMMA

Percentuale del Numero di Giori con Pioggia ≥ di 1 mm rispetto
alla media climatica dal 01/11/2020 al 10/11/2020

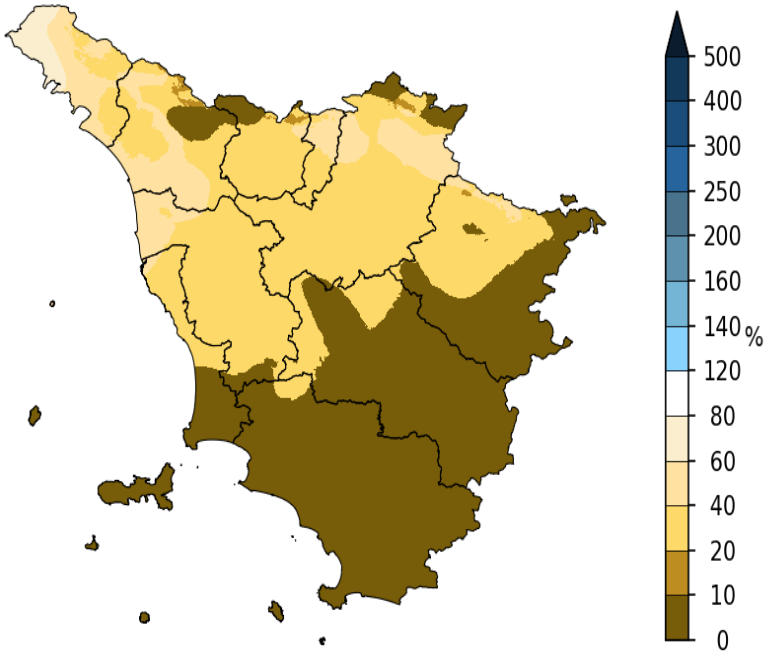

Dati: SIR Regione Toscana, AM, LaMMA

I decade - Quadro regionale – Temperature

La prima decade di Novembre è risultata mite e ha fatto nel complesso registrare temperature leggermente superiori a quelle tipiche del periodo. La prima parte della decade, caratterizzata da cielo prevalentemente nuvoloso, ha favorito limitate escursioni termiche e minime particolarmente elevate. La seconda parte della decade, con cieli prevalentemente poco nuvolosi, ha fatto registrare escursioni termiche giornaliere notevoli e temperature minime che sono localmente riuscite a riportarsi su valori in linea con quelli tipici del periodo.

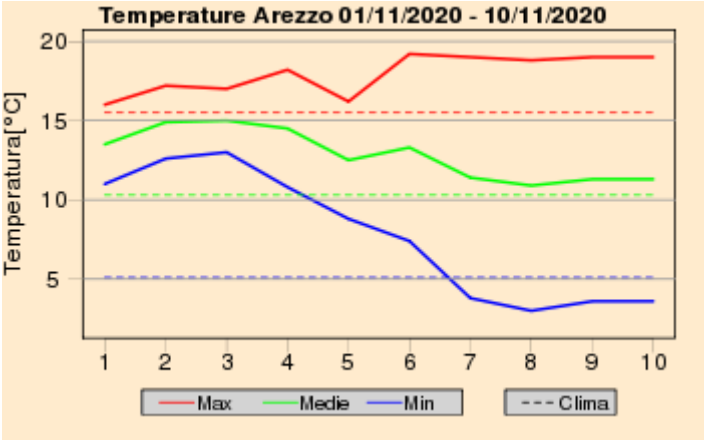

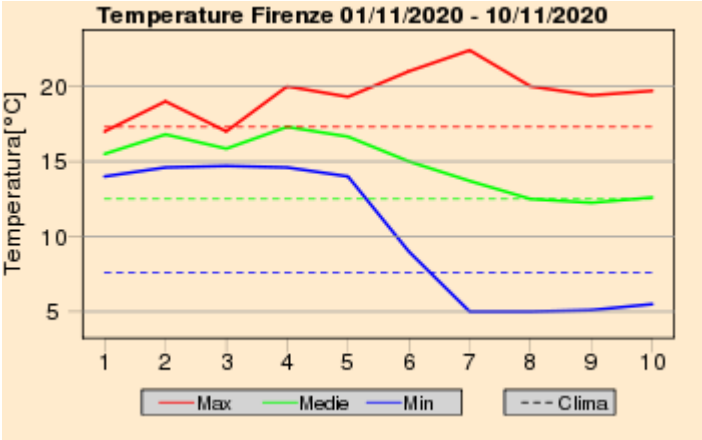

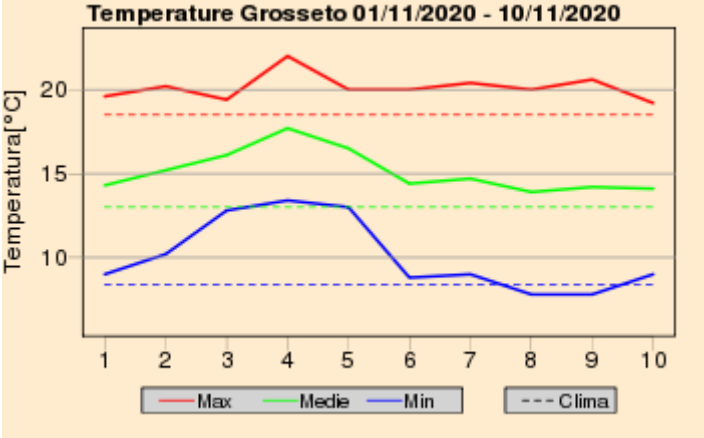

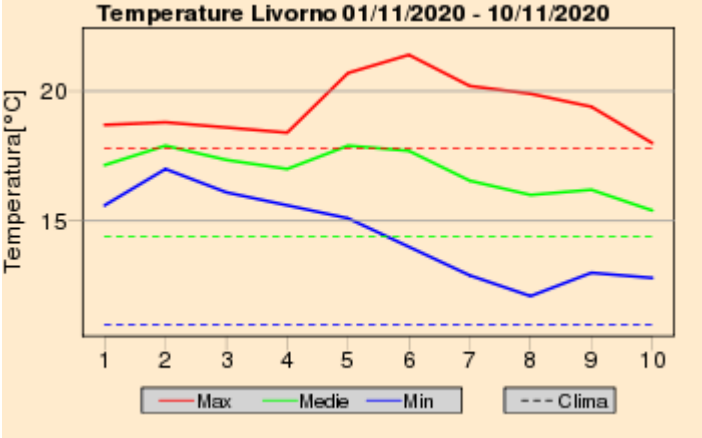

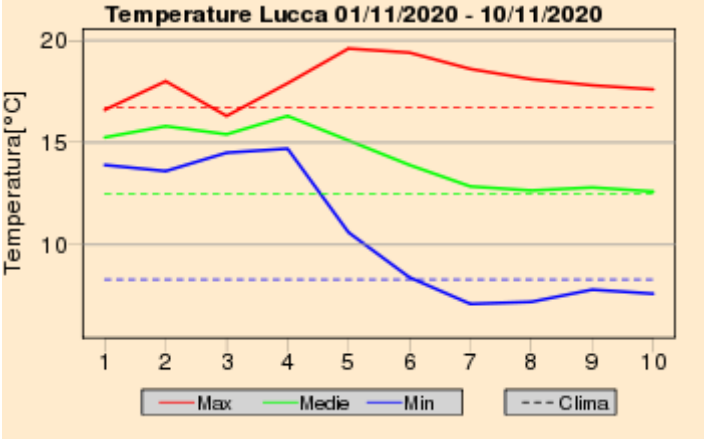

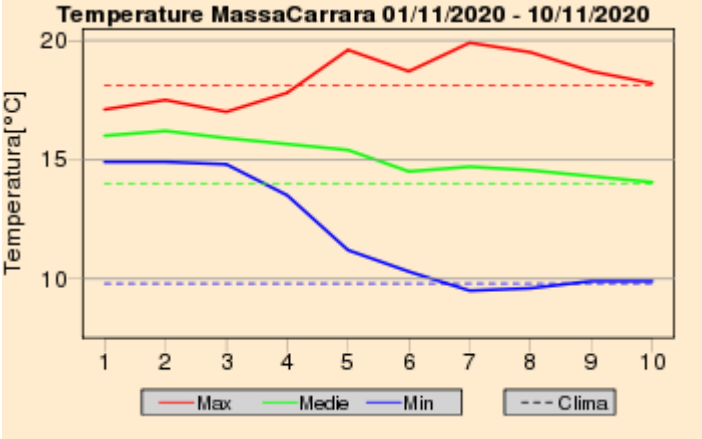

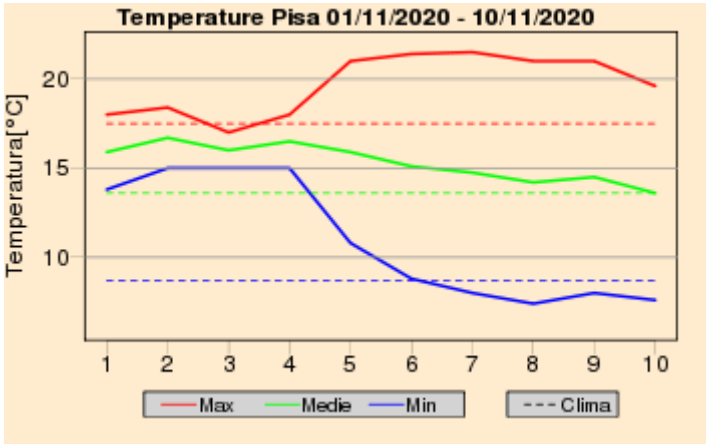

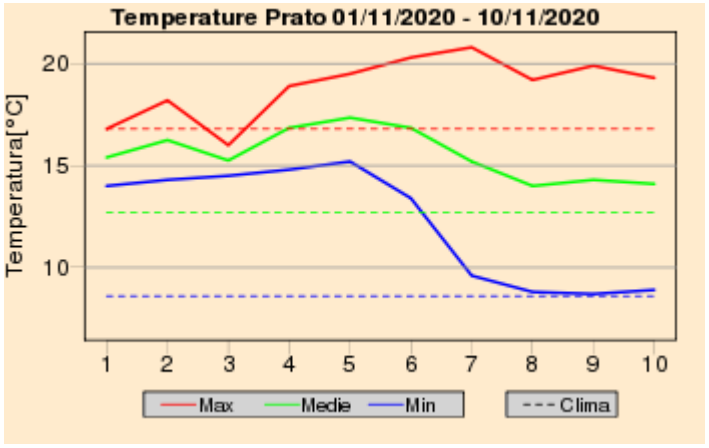

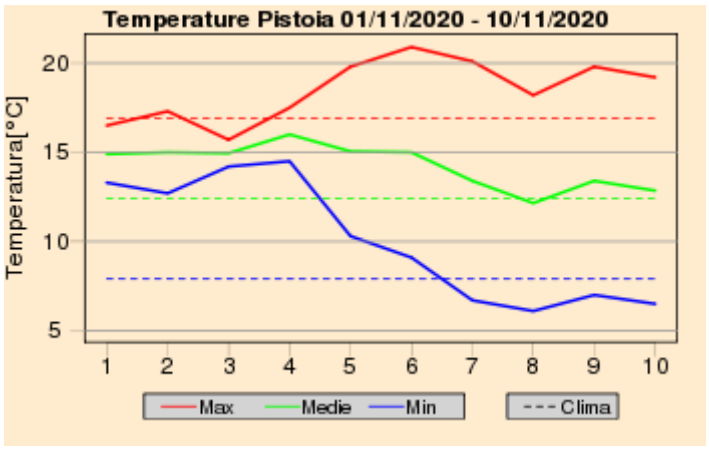

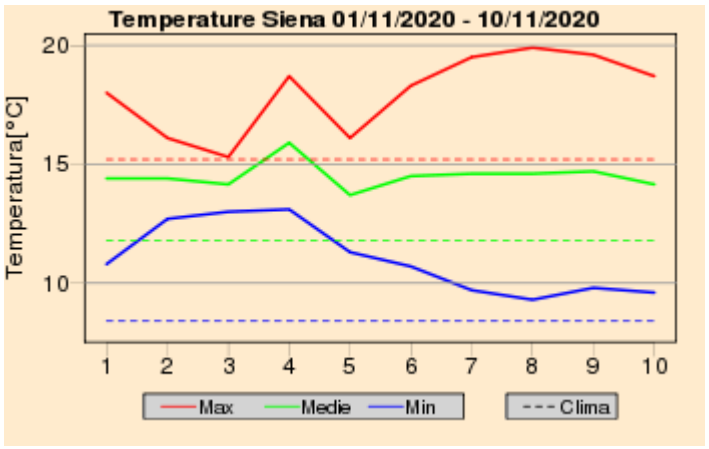

Quadro regionale – Anomalie termiche

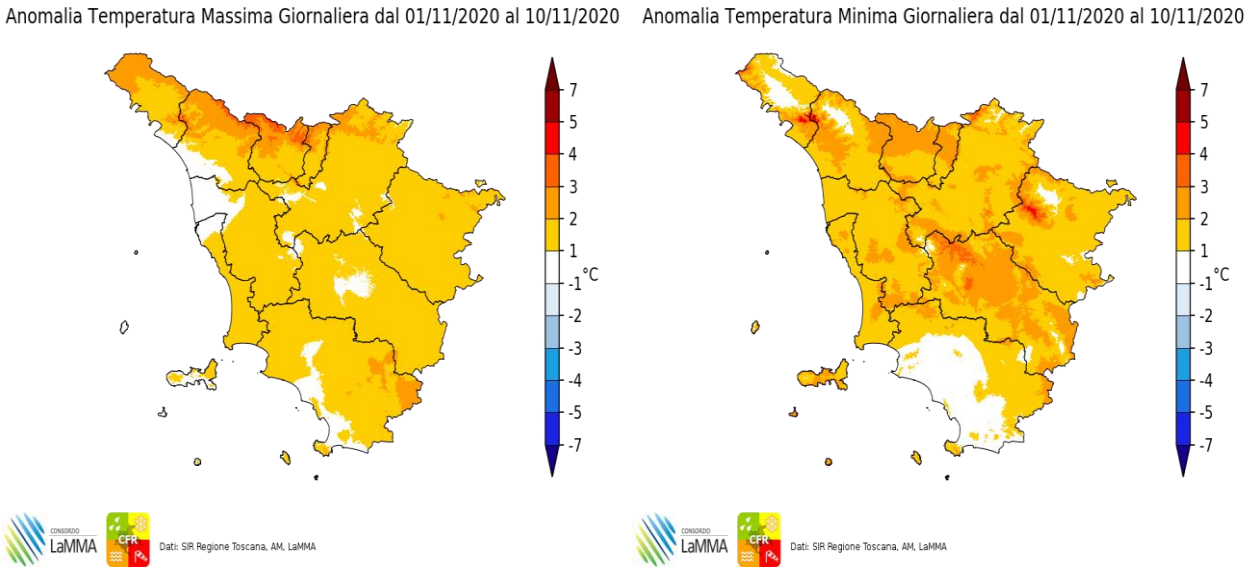

Anomalia termica decadale per le temperature massime e minime giornaliere

Mercoledi' 11 Novembre 2020

Situazione: sul Mediterraneo centrale è presente un campo di alta pressione. Tuttavia il transito di una modesta saccatura in quota sulla Francia convoglia aria mite e umida sulla penisola.

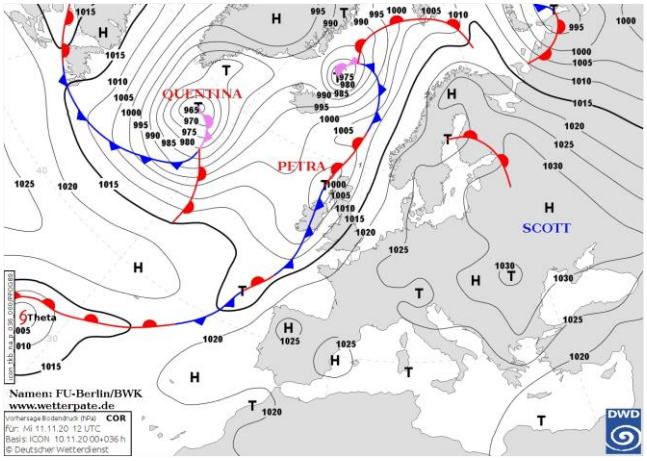

Pressione al suolo e fronti del 11 Novembre alle 12 UTC


Meteosat HRV del 11 Novembre alle 12 UTC

situazione in Toscana

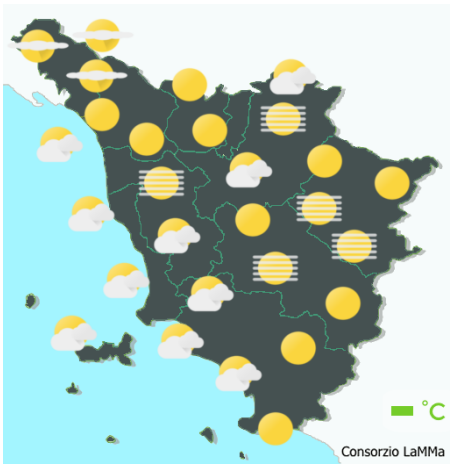

mattina

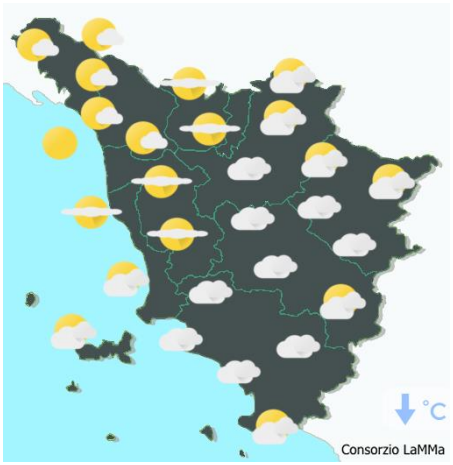

pomeriggio

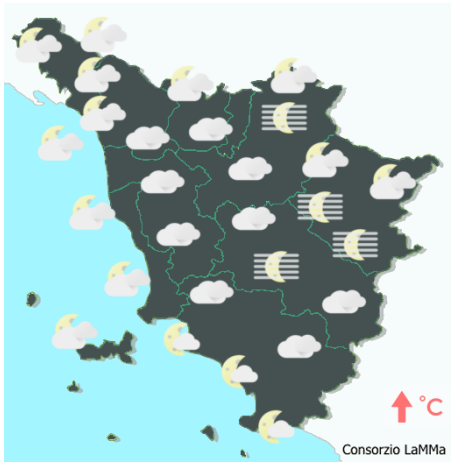

sera

Stato del cielo: nuvoloso.

Fenomeni: locali brevi pioviggini

Venti: deboli variabili.

Mari: calmi o poco mossi.

Temperature: massime in calo.

		Arezzo	Firenze	Grosseto	Livorno	Lucca	Massa	Pisa	Pistoia	Prato	Siena
T. min	osservata	3	7	9	13	8	10	9	7	9	8
	anomalia*	0	1	2	3	2	1	2	1	2	1
T. max	osservata	18	18	19	18	16	18	19	17	18	16
	anomalia*	5	3	3	2	2	2	4	2	3	2
Precipitazione (mm/24ore)		0	0	0	0	3	0	0	0	0	0

*anomalia calcolata sulla base della normale climatica decadale 1981-2010

Dati: SIR-Regione Toscana, AM, LaMMA

Temperatura Minima del 11/11/2020

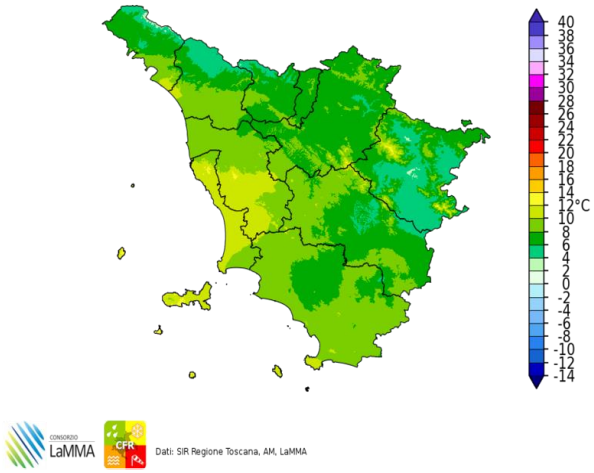

Dati: SIR Regione Toscana, AM, LaMMA

Differenza della Temperatura Minima tra 11/11/2020 e 10/11/2020

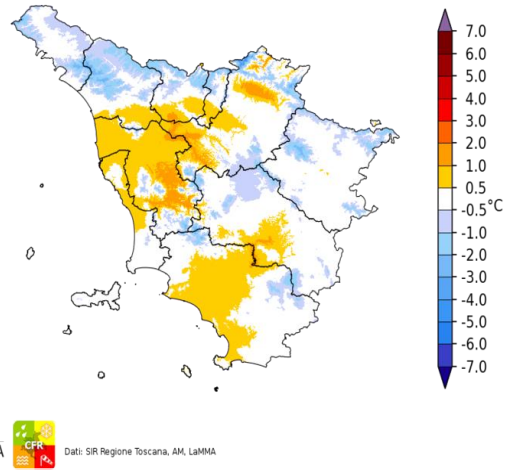

Dati: SIR Regione Toscana, AM, LaMMA

Temperatura Massima del 11/11/2020

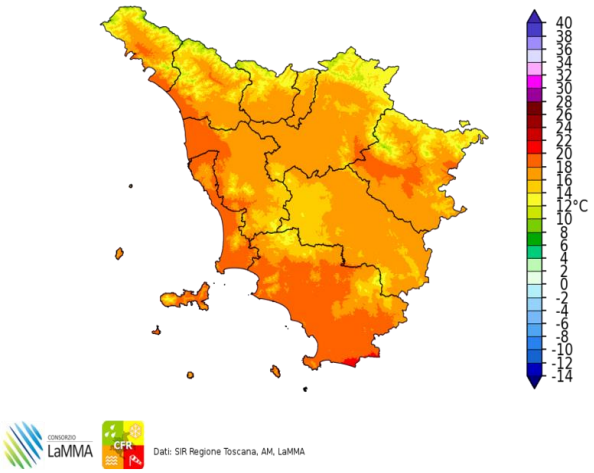

Dati: SIR Regione Toscana, AM, LaMMA

Differenza della Temperatura Massima tra 11/11/2020 e 10/11/2020

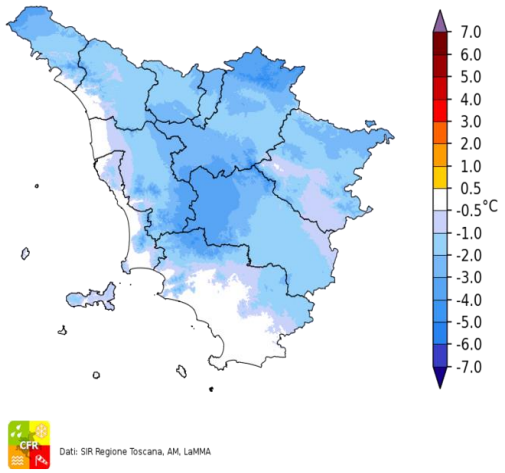

Dati: SIR Regione Toscana, AM, LaMMA

Precipitazione del 11/11/2020

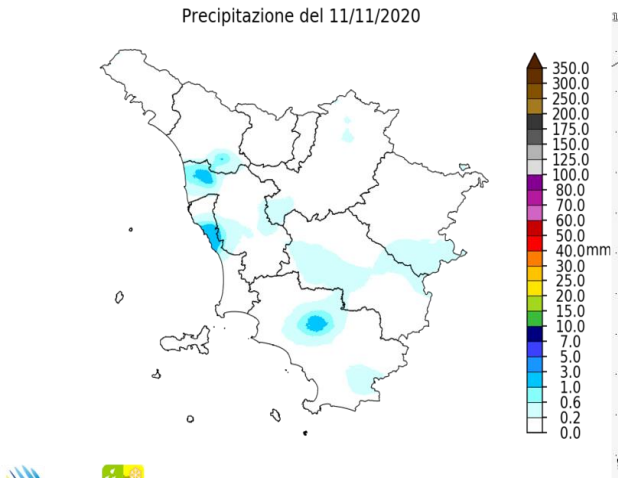

Dati: SIR Regione Toscana, AM, LaMMA

Fulminazioni osservate il giorno 11 Novembre

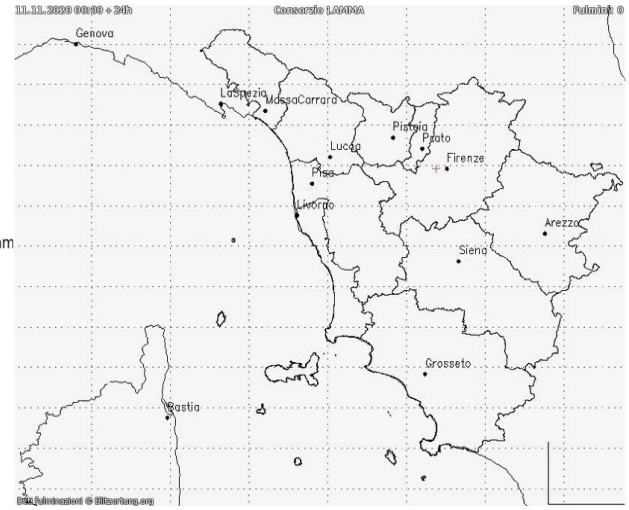

Giovedi' 12 Novembre 2020

Situazione: una debole perturbazione è in transito sulle regioni centro settentrionali italiane.

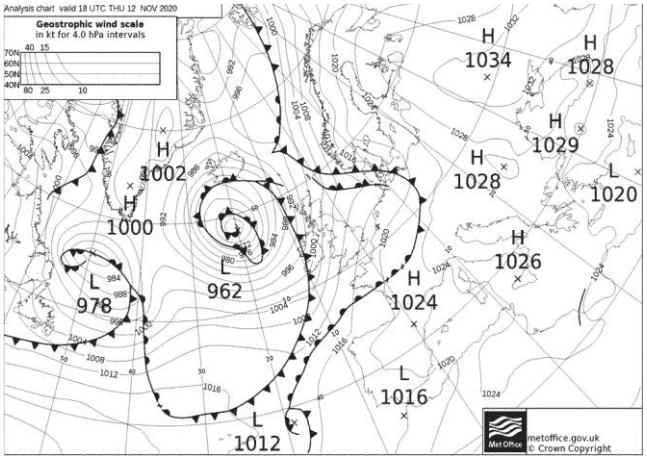

Pressione al suolo e fronti del 12 Novembre alle 12 UTC



Meteosat HRV del 12 Novembre alle 11 UTC

situazione in Toscana



mattina



pomeriggio



sera

Stato del cielo: molto nuvoloso nella prima parte della giornata, ampie schiarite in serata.

Fenomeni: precipitazioni sparse sulle province centro-settentrionali con cumulati massimi fino a 10-15 mm. In tarda serata formazione di nebbie nelle valli dell'interno.

Venti: deboli da sud-ovest sulla costa, variabili nell'interno.

Mari: calmi o poco mossi.

Temperature: minime in aumento, massime in lieve calo.

		Arezzo	Firenze	Grosseto	Livorno	Lucca	Massa	Pisa	Pistoia	Prato	Siena
T. min	osservata	8	12	9	13	11	13	11	12	13	10
	anomalia*	4	6	2	3	4	4	4	6	6	3
T. max	osservata	15	17	19	18	16	18	18	15	16	14
	anomalia*	2	2	2	2	2	1	2	0	1	0
Precipitazione (mm/24ore)		1	5	0	4	4	1	6	1	3	6

*anomalia calcolata sulla base della normale climatica decadale 1981-2010

Dati: SIR-Regione Toscana, AM, LaMMA

Temperatura Minima del 12/11/2020

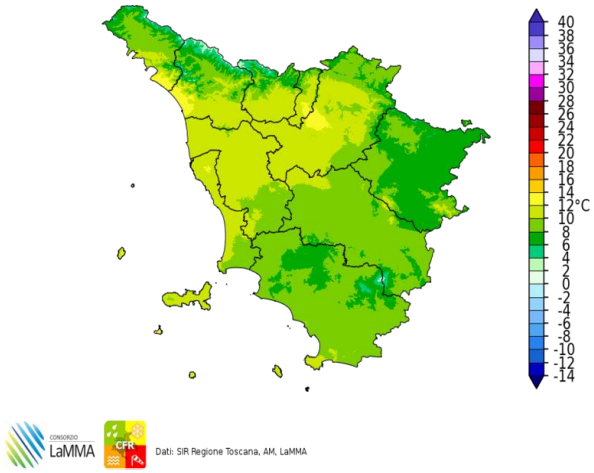

Dati: SIR Regione Toscana, AM, LaMMA

Differenza della Temperatura Minima tra 12/11/2020 e 11/11/2020

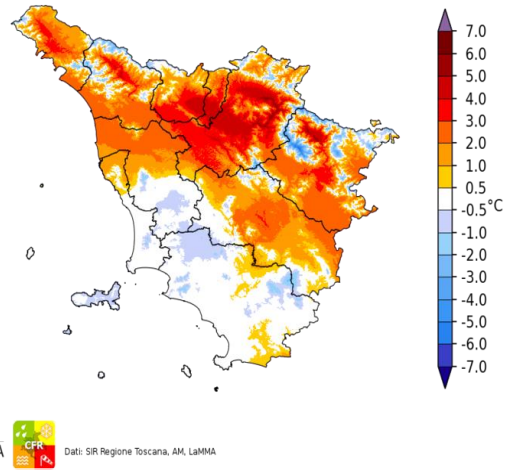

Dati: SIR Regione Toscana, AM, LaMMA

Temperatura Massima del 12/11/2020

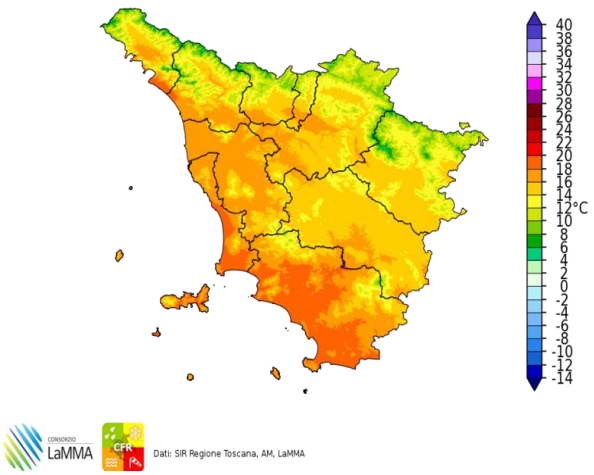

Dati: SIR Regione Toscana, AM, LaMMA

Differenza della Temperatura Massima tra 12/11/2020 e 11/11/2020

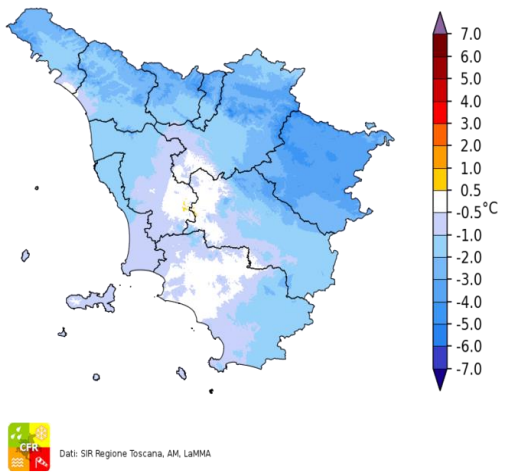

Dati: SIR Regione Toscana, AM, LaMMA

Total Precipitation [mm] cumulated on Thu, 12/11/2020

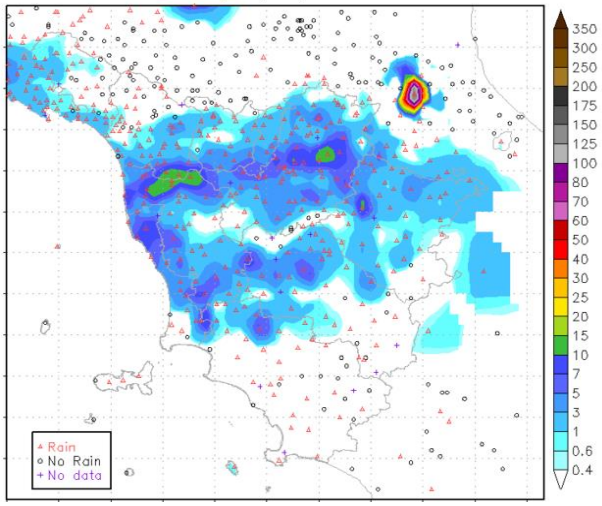

Fulminazioni osservate il giorno 12 Novembre

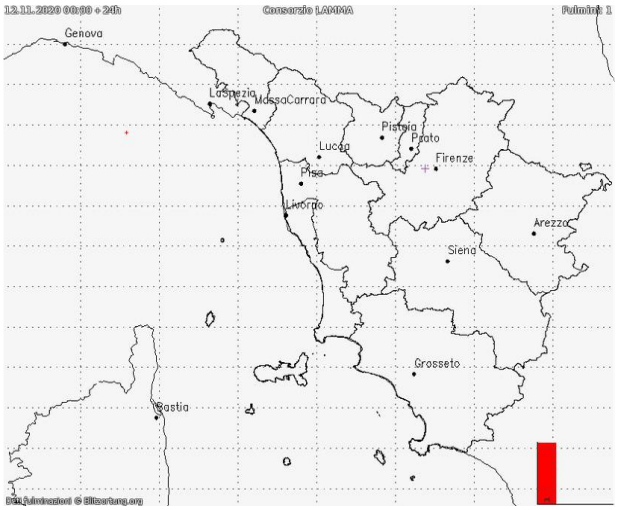

Venerdi' 13 Novembre 2020

Situazione: un vasto anticiclone con massimi sulla Russia estende la sua influenza anche all'Europa centro-meridionale.

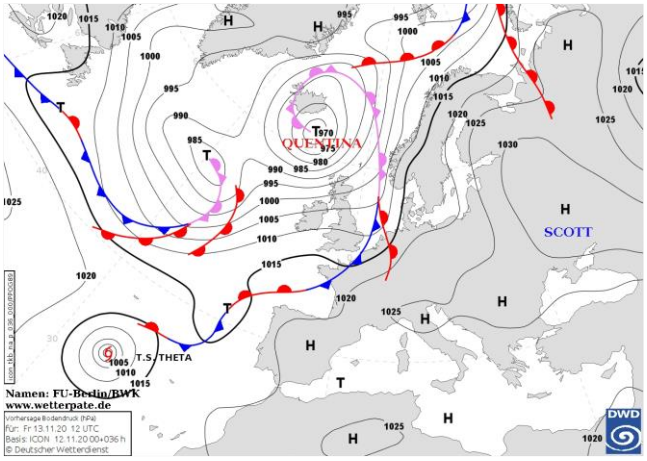

Pressione al suolo e fronti del 13 Novembre alle 12 UTC



Meteosat HRV del 13 Novembre alle 12 UTC

situazione in Toscana



mattina



pomeriggio



sera

Stato del cielo: molto nuvoloso sulle zone settentrionali; poco o parzialmente nuvoloso altrove.

Fenomeni: piogge sul nord ovest nella prima parte della giornata. Banchi di nebbia nelle vallate specialmente dell'interno, in mattinata e dalla sera.

Venti: deboli variabili.

Mari: calmi o poco mossi.

Temperature: minime in calo; massime prevalentemente in aumento.

		Arezzo	Firenze	Grosseto	Livorno	Lucca	Massa	Pisa	Pistoia	Prato	Siena
T. min	osservata	5	7	7	12	10	12	10	8	10	8
	anomalia*	1	2	1	2	3	4	3	2	4	1
T. max	osservata	12	19	19	19	17	17	19	17	18	11
	anomalia*	-2	4	2	3	2	0	3	3	4	-3
Precipitazione (mm/24ore)		0	0	0	0	0	4	0	0	0	1

*anomalia calcolata sulla base della normale climatica decadale 1981-2010

Dati: SIR-Regione Toscana, AM, LaMMA

Temperatura Minima del 13/11/2020

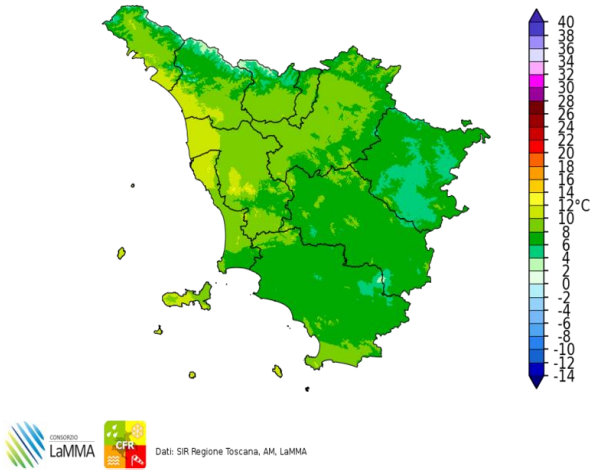

Dati: SIR Regione Toscana, AM, LaMMA

Differenza della Temperatura Minima tra 13/11/2020 e 12/11/2020

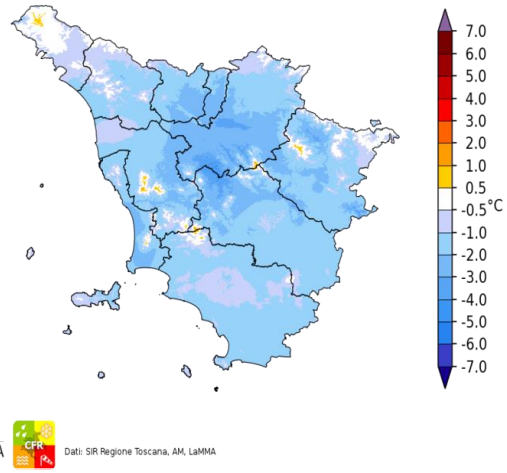

Dati: SIR Regione Toscana, AM, LaMMA

Temperatura Massima del 13/11/2020

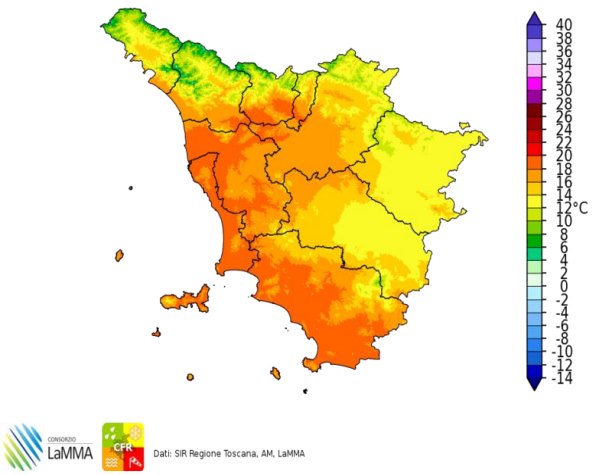

Dati: SIR Regione Toscana, AM, LaMMA

Differenza della Temperatura Massima tra 13/11/2020 e 12/11/2020

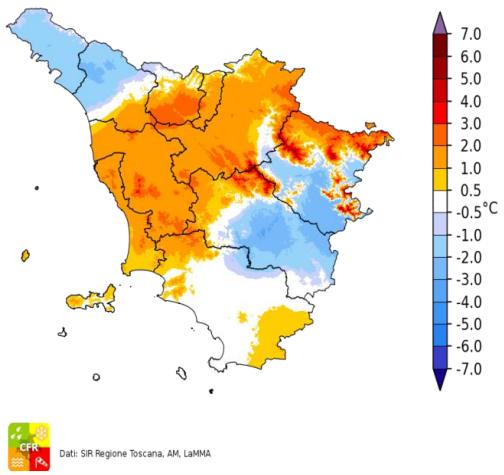

Dati: SIR Regione Toscana, AM, LaMMA

Precipitazione del 13/11/2020

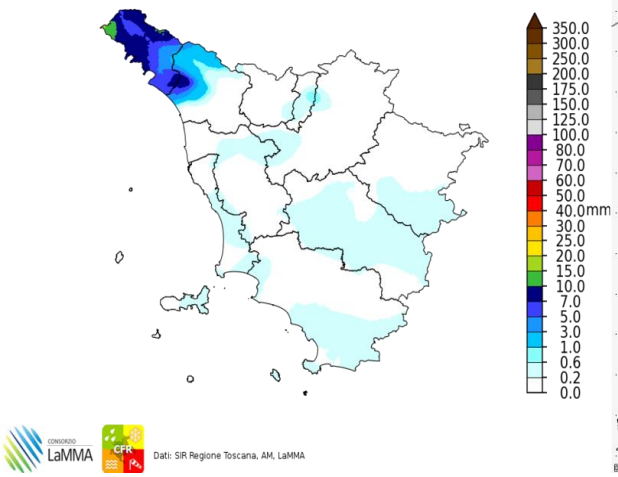

Dati: SIR Regione Toscana, AM, LaMMA

Fulminazioni osservate il giorno 13 Novembre

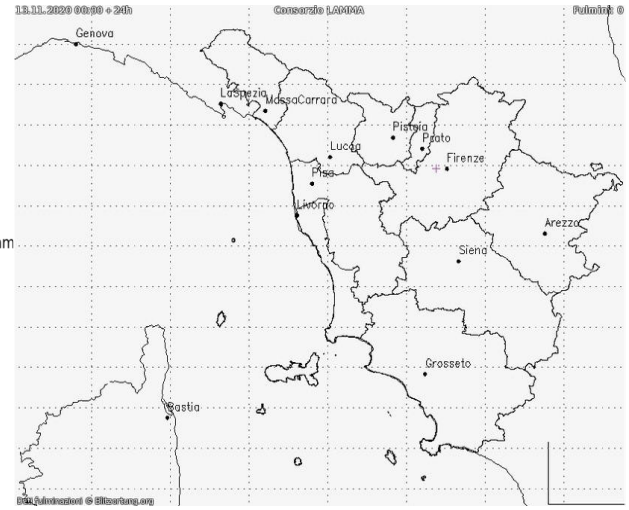

Sabato 14 Novembre 2020

Situazione: pressione in graduale calo sull'Italia per l'avvicinamento di un sistema frontale collegato ad una saccatura nord atlantica. In Toscana flusso meridionale umido e debolmente instabile.

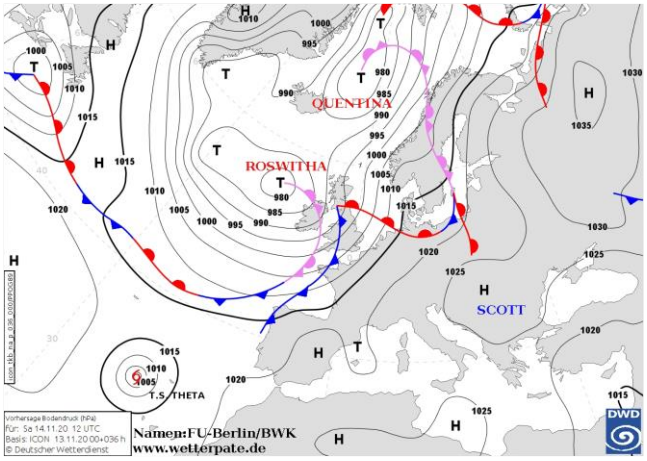

Pressione al suolo e fronti del 14 Novembre alle 12 UTC


Meteosat HRV del 14 Novembre alle 11 UTC

situazione in Toscana



mattina



pomeriggio



sera

Stato del cielo: molto nuvoloso sulle province meridionali ed orientali, parzialmente nuvoloso altrove con ampi spazi di sereno sul nord ovest.

Fenomeni: piogge sparse, generalmente deboli, sulle province di Arezzo, Siena, Grosseto e parte orientale della provincia di Firenze. Nebbie nelle valli in mattinata.

Venti: deboli tra SE e E-SE su costa e Arcipelago, variabili o assenti nell'interno.

Mari: poco mossi.

Temperature: minime in lieve calo sulle province settentrionali, in aumento al Sud. Massime in calo ovunque ad eccezione delle aree nord occidentali (in aumento).

		Arezzo	Firenze	Grosseto	Livorno	Lucca	Massa	Pisa	Pistoia	Prato	Siena
T. min	osservata	5	7	8	12	8	10	9	7	9	7
	anomalia*	2	1	2	2	2	2	2	1	2	0
T. max	osservata	12	15	14	18	17	20	17	15	16	12
	anomalia*	-1	0	-2	2	2	3	2	0	1	-2
Precipitazione (mm/24ore)		2	0	8	0	0	0	0	0	0	5

*anomalia calcolata sulla base della normale climatica decadale 1981-2010

Dati: SIR-Regione Toscana, AM, LaMMA

Temperatura Minima del 14/11/2020

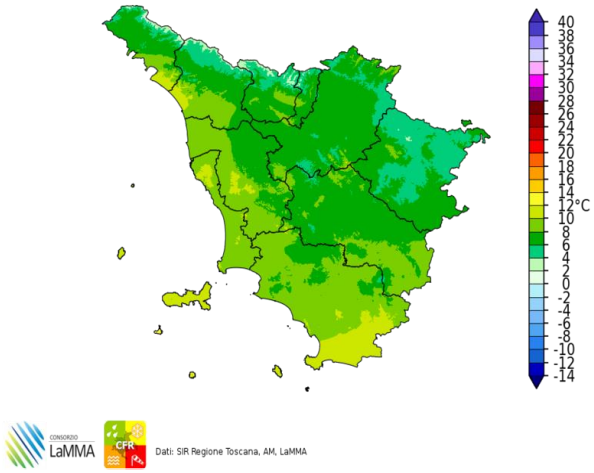

Dati: SIR Regione Toscana, AM, LaMMA

Differenza della Temperatura Minima tra 14/11/2020 e 13/11/2020

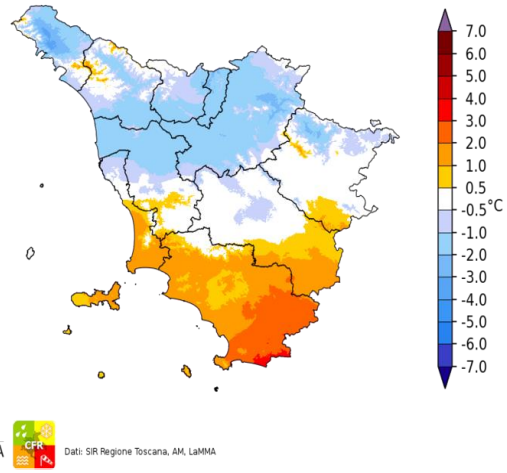

Dati: SIR Regione Toscana, AM, LaMMA

Temperatura Massima del 14/11/2020

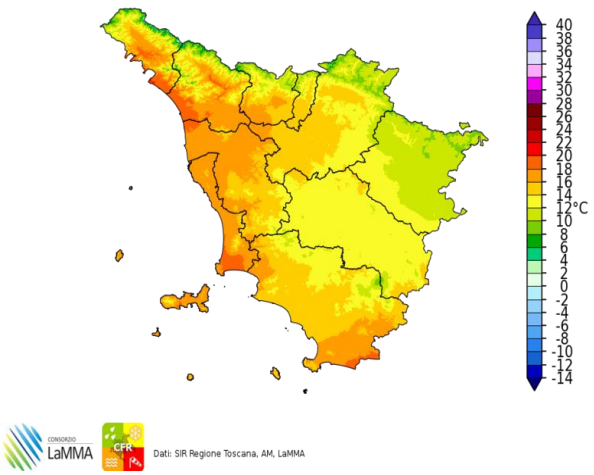

Dati: SIR Regione Toscana, AM, LaMMA

Differenza della Temperatura Massima tra 14/11/2020 e 13/11/2020

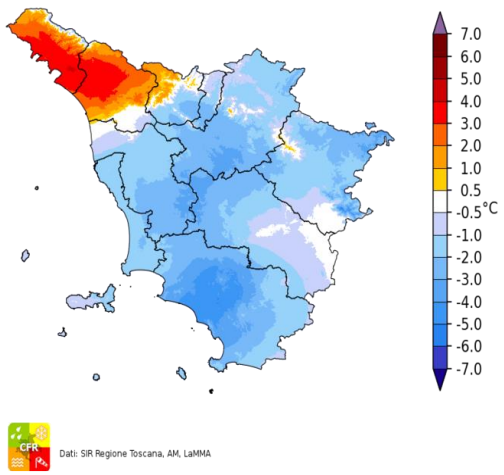

Dati: SIR Regione Toscana, AM, LaMMA

Precipitazione del 14/11/2020

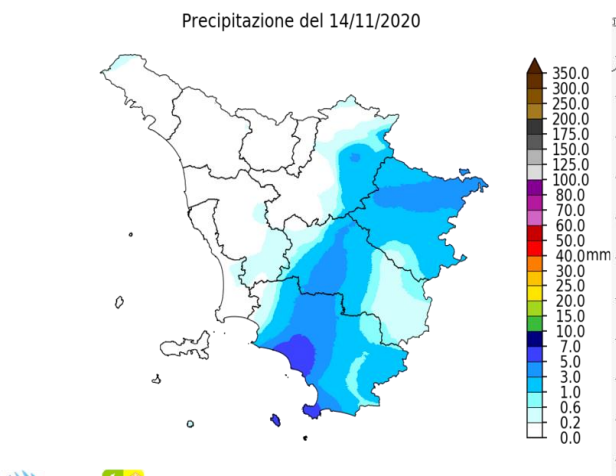

Dati: SIR Regione Toscana, AM, LaMMA

Fulminazioni osservate il giorno 14 Novembre

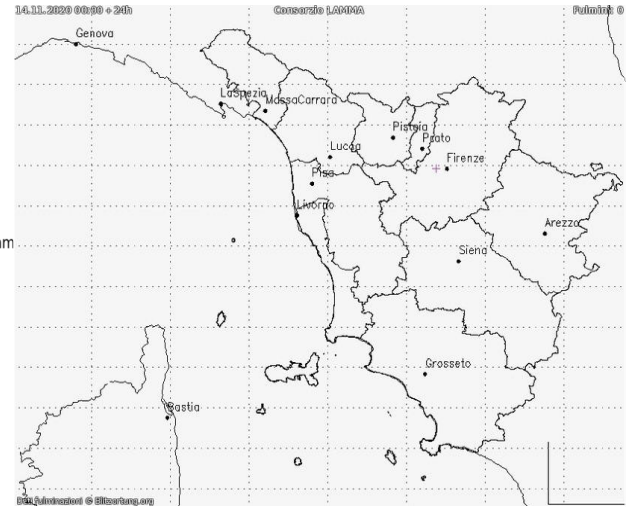

Domenica 15 Novembre 2020

Situazione: una perturbazione nel suo avvicinamento alla penisola favorisce le prime piogge dalla serata odierna.

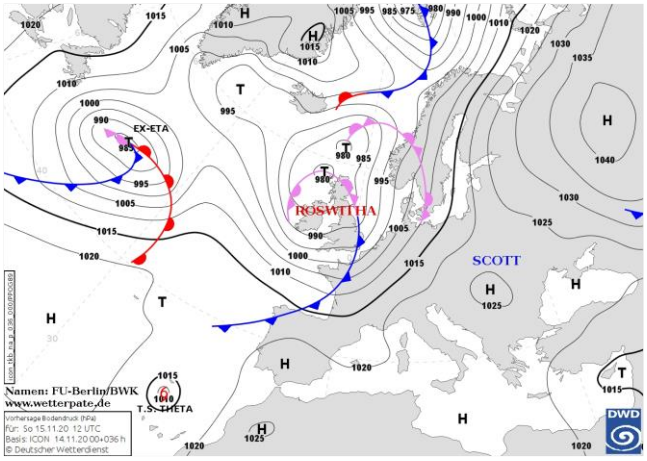

Pressione al suolo e fronti del 15 Novembre alle 12 UTC



Meteosat HRV del 15 Novembre alle 12 UTC

situazione in Toscana



mattina



pomeriggio



sera

Stato del cielo: irregolarmente nuvoloso. Tendenza ad aumento della nuvolosità in serata a partire da ovest.

Fenomeni: piogge sparse in serata sul nord della regione (deboli) e sul basso grossetano (temporalesche). Sul basso grossetano cumulati massimi puntuali fino a 30-40 mm.

Venti: deboli da est, sud-est con locali rinforzi sulla costa e sull'Arcipelago.

Mari: mossi a sud dell'Elba, poco mossi o localmente mossi a nord.

Temperature: in aumento su valori al di sopra delle medie del periodo.

		Arezzo	Firenze	Grosseto	Livorno	Lucca	Massa	Pisa	Pistoia	Prato	Siena
T. min	osservata	9	11	10	13	8	9	9	8	12	11
	anomalia*	6	5	3	4	2	0	2	2	5	4
T. max	osservata	17	19	20	18	17	18	18	17	18	16
	anomalia*	3	4	3	2	2	2	2	2	3	2
Precipitazione (mm/24ore)		0	0	7	2	0	0	0	0	0	1

*anomalia calcolata sulla base della normale climatica decadale 1981-2010

Dati: SIR-Regione Toscana, AM, LaMMA

Temperatura Minima del 15/11/2020

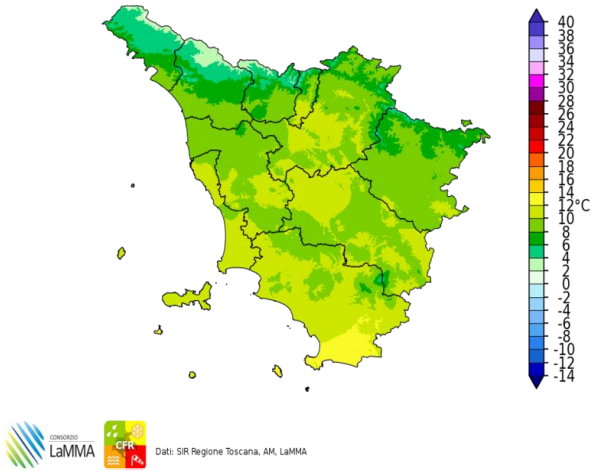

Dati: SIR Regione Toscana, AM, LaMMA

Differenza della Temperatura Minima tra 15/11/2020 e 14/11/2020

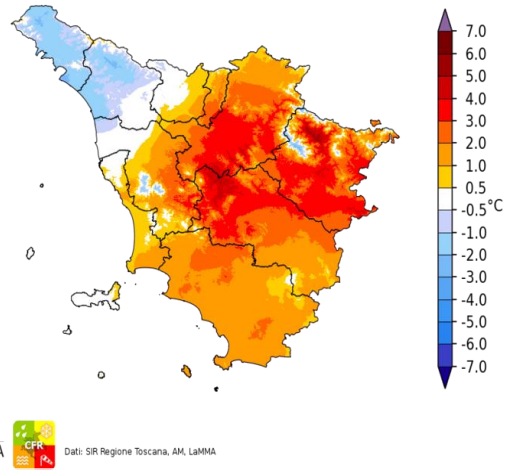

Dati: SIR Regione Toscana, AM, LaMMA

Temperatura Massima del 15/11/2020

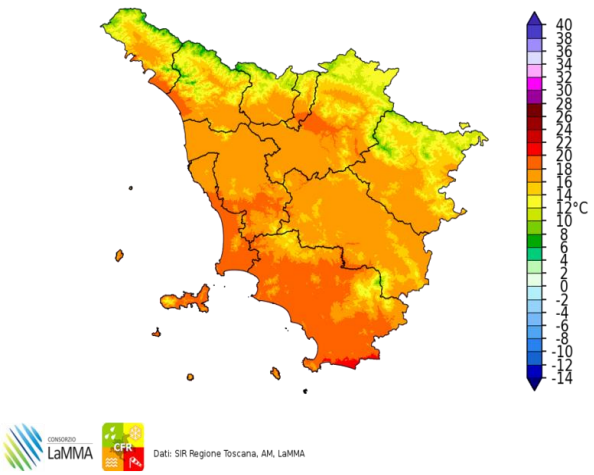

Dati: SIR Regione Toscana, AM, LaMMA

Differenza della Temperatura Massima tra 15/11/2020 e 14/11/2020

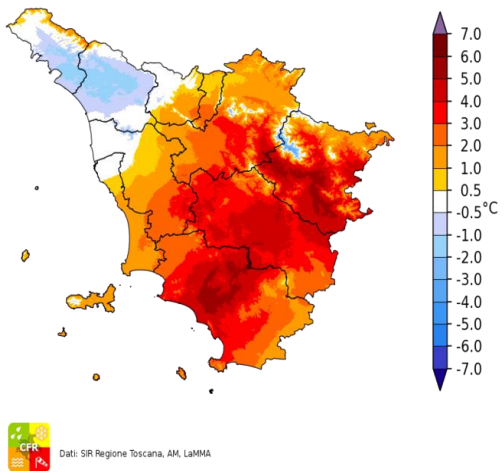

Dati: SIR Regione Toscana, AM, LaMMA

Precipitazione del 15/11/2020

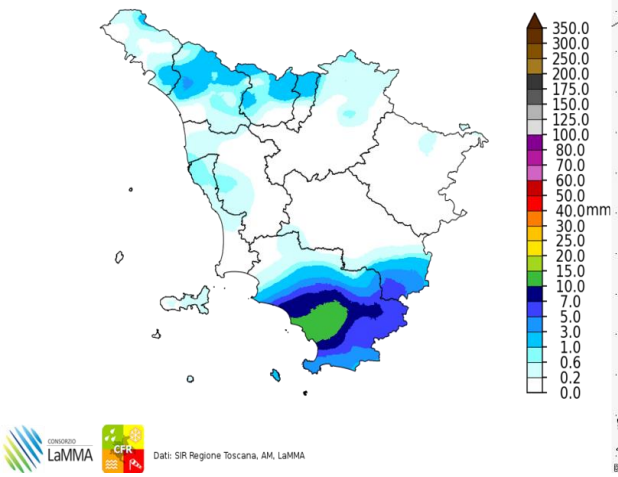

Dati: SIR Regione Toscana, AM, LaMMA

Fulminazioni osservate il giorno 15 Novembre

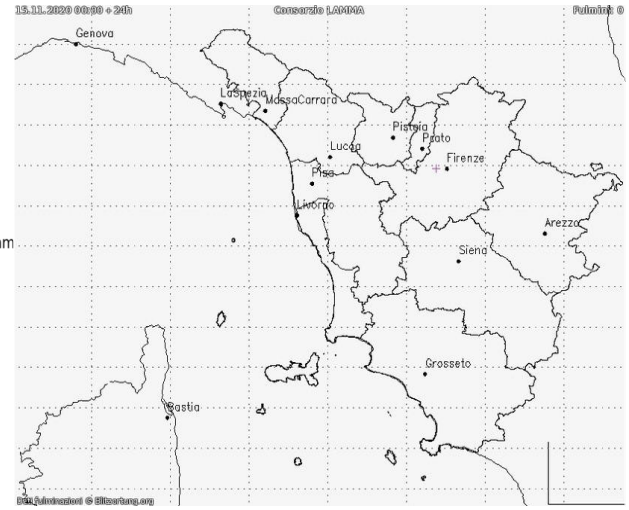

Lunedi' 16 Novembre 2020

Situazione: modesta perturbazione in transito sulle regioni tirreniche.

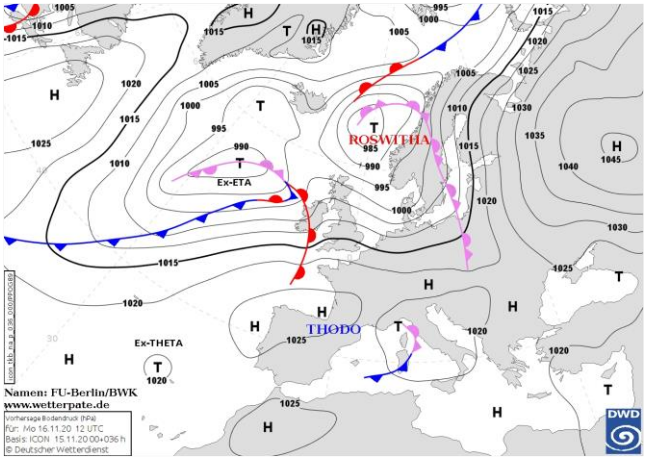

Pressione al suolo e fronti del 16 Novembre alle 12 UTC


Meteosat HRV del 16 Novembre alle 12 UTC

situazione in Toscana



mattina



pomeriggio



sera

Stato del cielo: molto nuvoloso. In serata tendenza a diradamento della nubi a partire dalla costa.

Fenomeni: piogge più persistenti sulle zone centro-settentrionali della regione. Temporali isolati in provincia di Gr.

Venti: deboli o moderati di Libeccio con rinforzi su costa e Arcipelago; dal pomeriggio rotazione ai quadranti settentrionali.

Mari: mossi.

Temperature: massime in calo.

		Arezzo	Firenze	Grosseto	Livorno	Lucca	Massa	Pisa	Pistoia	Prato	Siena
T. min	osservata	9	13	11	13	10	12	10	12	13	9
	anomalia*	6	8	4	4	4	3	3	6	6	2
T. max	osservata	16	17	19	17	16	17	17	15	16	16
	anomalia*	2	2	3	1	1	0	1	1	1	3
Precipitazione (mm/24ore)		17	15	1	20	11	6	27	17	29	4

*anomalia calcolata sulla base della normale climatica decadale 1981-2010

Dati: SIR-Regione Toscana, AM, LaMMA

Temperatura Minima del 16/11/2020

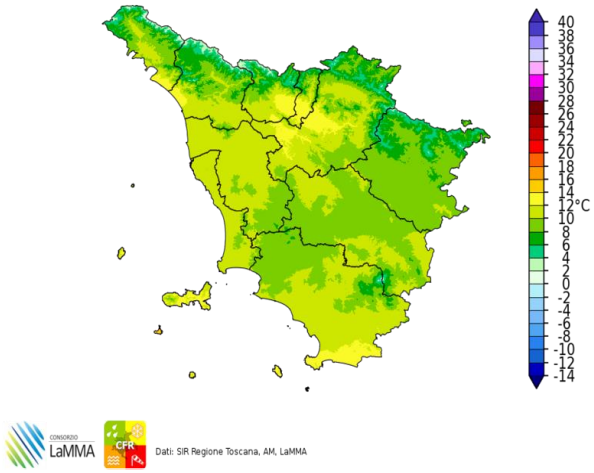

Dati: SIR Regione Toscana, AM, LaMMA

Differenza della Temperatura Minima tra 16/11/2020 e 15/11/2020

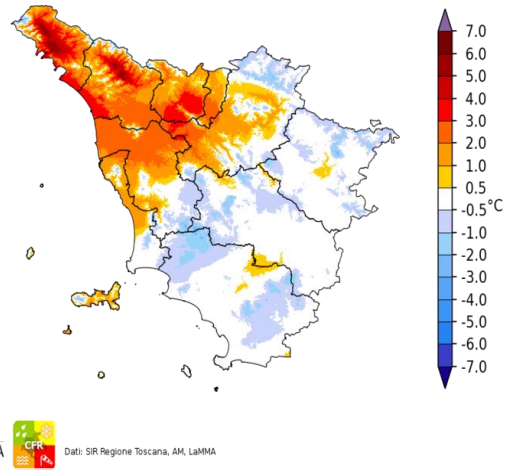

Dati: SIR Regione Toscana, AM, LaMMA

Temperatura Massima del 16/11/2020

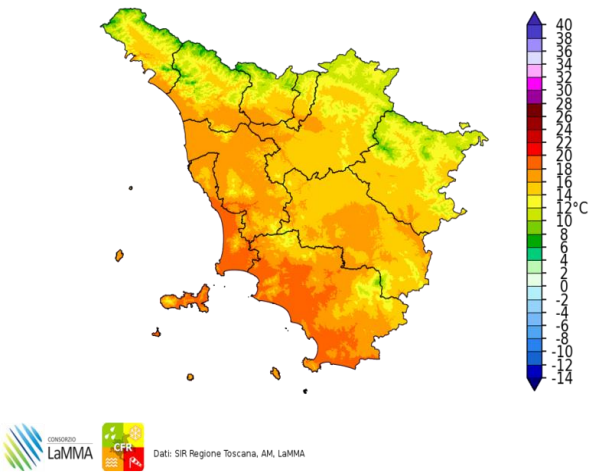

Dati: SIR Regione Toscana, AM, LaMMA

Differenza della Temperatura Massima tra 16/11/2020 e 15/11/2020

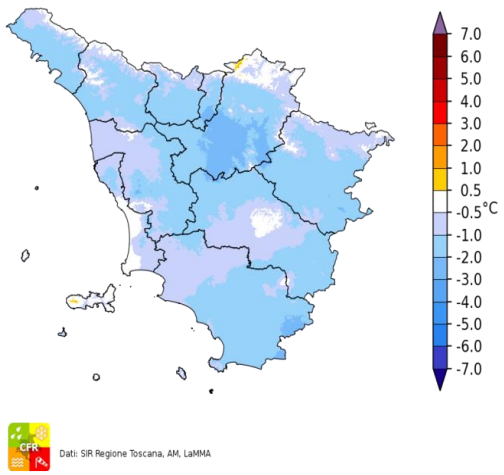

Dati: SIR Regione Toscana, AM, LaMMA

Precipitazione del 16/11/2020

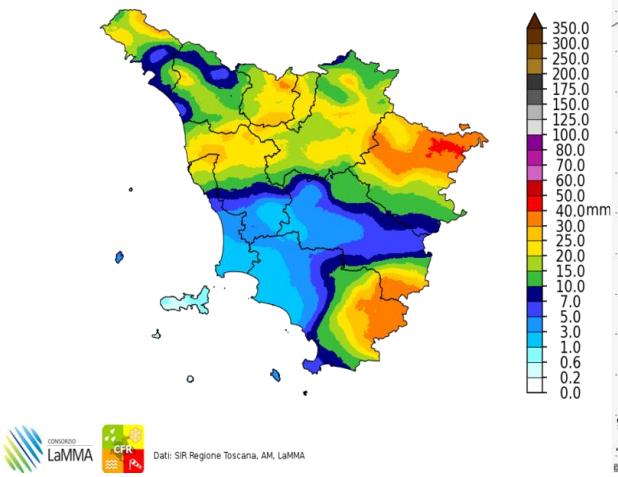

Dati: SIR Regione Toscana, AM, LaMMA

Fulminazioni osservate il giorno 16 Novembre

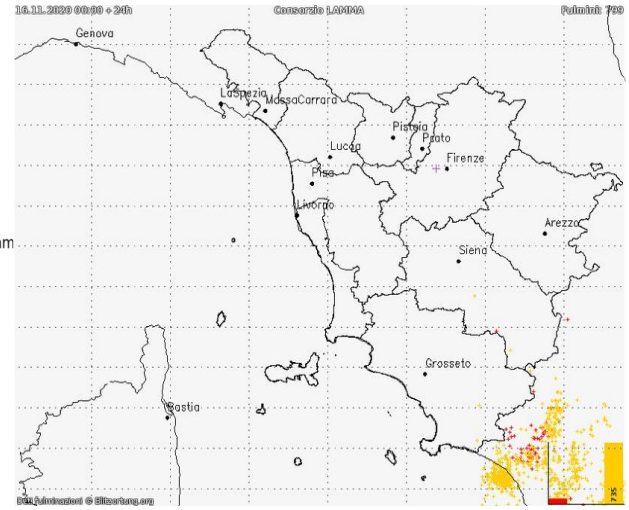

Martedi' 17 Novembre 2020

Situazione: alta pressione.

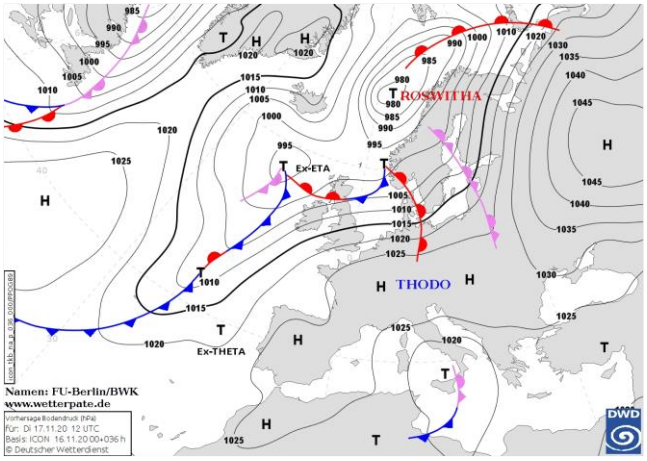

Pressione al suolo e fronti del 17 Novembre alle 12 UTC



Meteosat HRV del 17 Novembre alle 12 UTC

situazione in Toscana

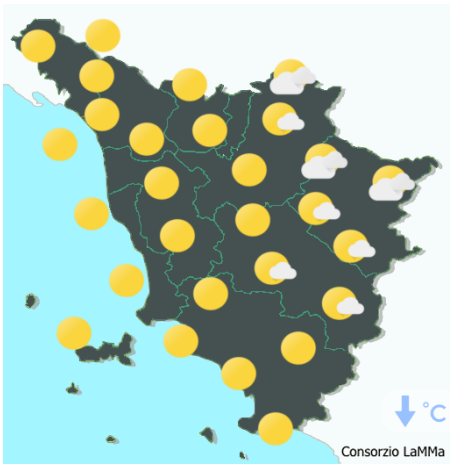

mattina

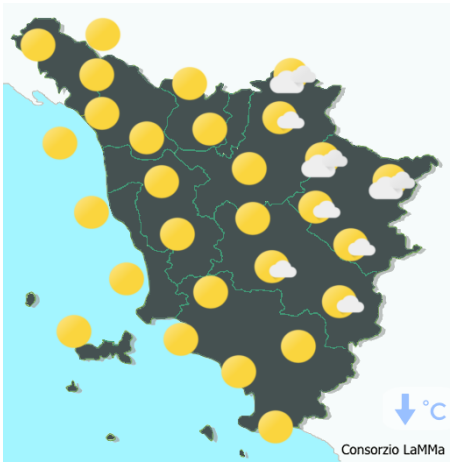

pomeriggio



sera

Stato del cielo: sereno o poco nuvoloso.

Fenomeni: nessuno.

Venti: deboli-moderati da nord-est in attenuazione.

Mari: poco mossi sotto costa, mossi a largo.

Temperature: in calo.

		Arezzo	Firenze	Grosseto	Livorno	Lucca	Massa	Pisa	Pistoia	Prato	Siena
T. min	osservata	9	11	11	13	7	8	8	11	13	9
	anomalia*	6	6	4	3	0	0	1	5	6	2
T. max	osservata	15	16	22	18	18	19	19	17	16	15
	anomalia*	2	1	5	2	4	2	3	2	2	1
Precipitazione (mm/24ore)		0	0	0	0	0	0	0	0	0	0

*anomalia calcolata sulla base della normale climatica decadale 1981-2010

Dati: SIR-Regione Toscana, AM, LaMMA

Temperatura Minima del 17/11/2020

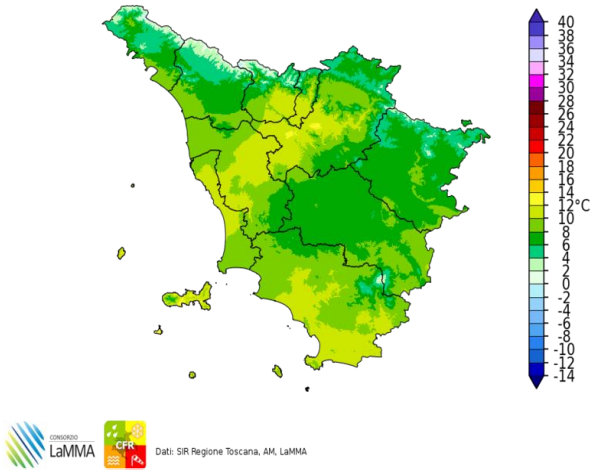

Dati: SIR Regione Toscana, AM, LaMMA

Differenza della Temperatura Minima tra 17/11/2020 e 16/11/2020

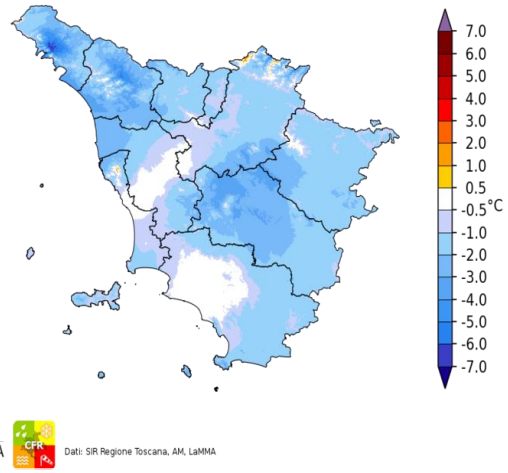

Dati: SIR Regione Toscana, AM, LaMMA

Temperatura Massima del 17/11/2020

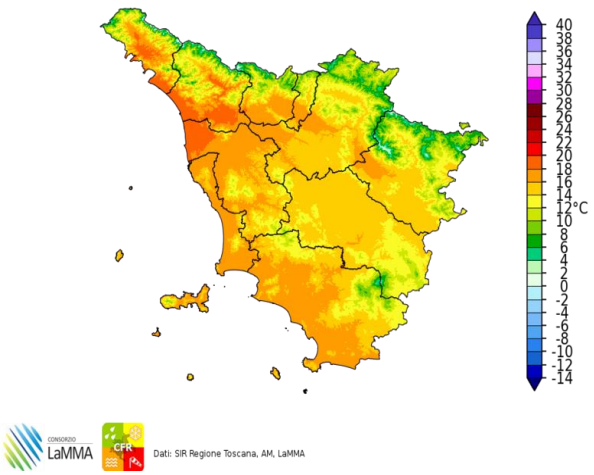

Dati: SIR Regione Toscana, AM, LaMMA

Differenza della Temperatura Massima tra 17/11/2020 e 16/11/2020

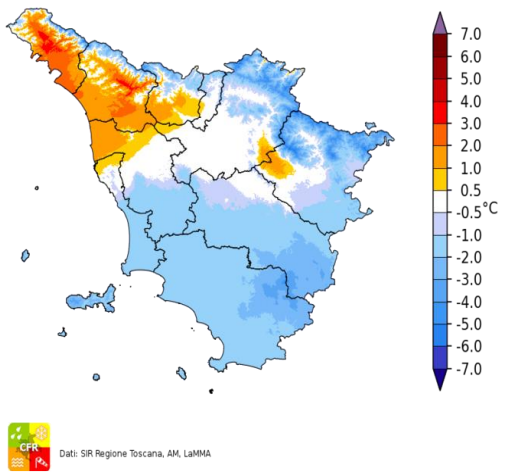

Dati: SIR Regione Toscana, AM, LaMMA

Precipitazione del 17/11/2020

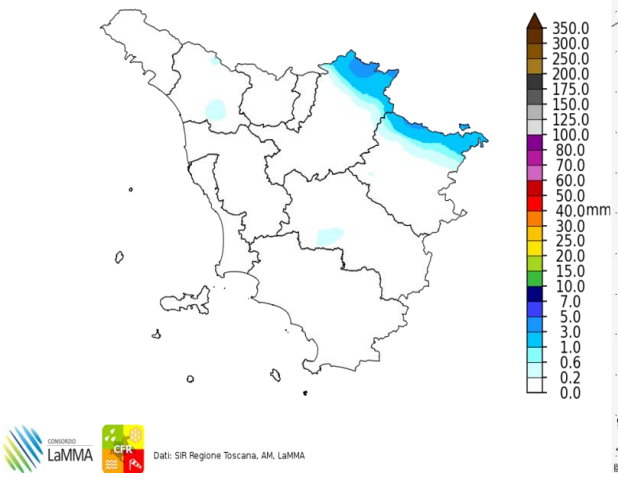

Dati: SIR Regione Toscana, AM, LaMMA

Fulminazioni osservate il giorno 17 Novembre

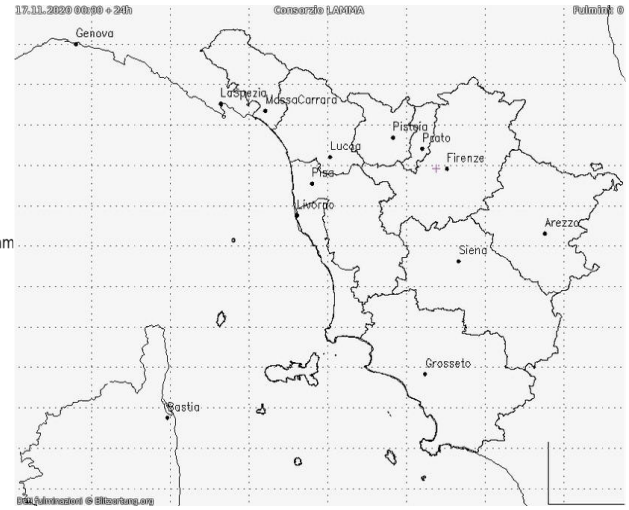

Mercoledi' 18 Novembre 2020

Situazione: pressione in aumento e tempo stabile.

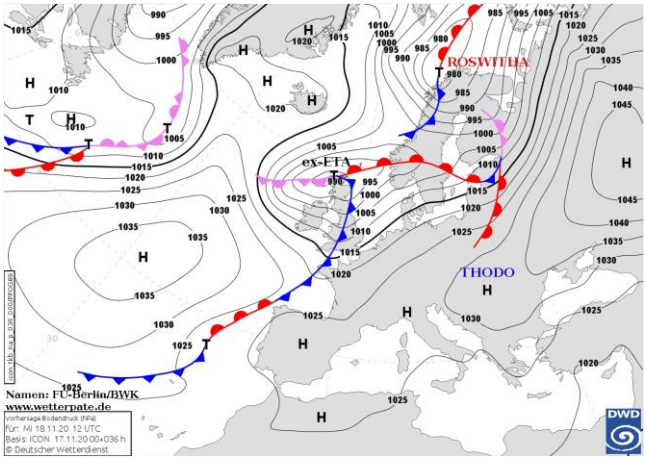

Pressione al suolo e fronti del 18 Novembre alle 12 UTC



Meteosat HRV del 18 Novembre alle 12 UTC

situazione in Toscana

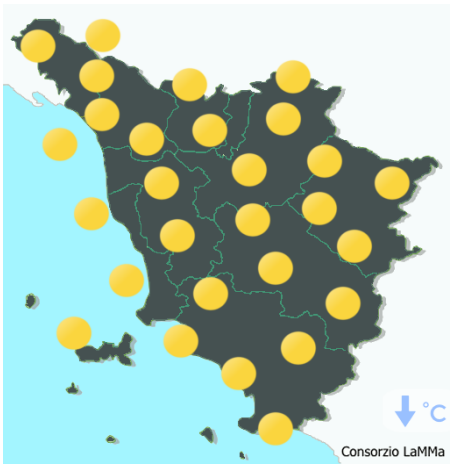

mattina

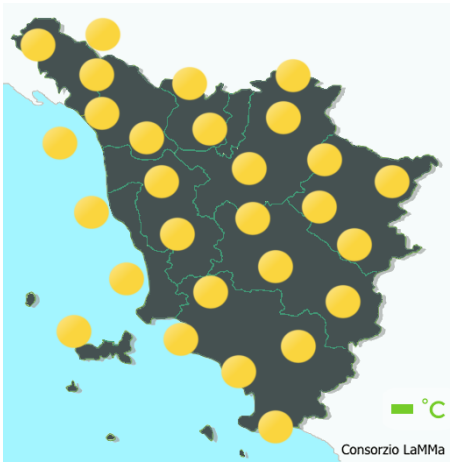

pomeriggio



sera

Stato del cielo: sereno.

Fenomeni: nessuno.

Venti: deboli nord orientali con residui rinforzi.

Mari: poco mossi o localmente mossi a largo.

Temperature: minime in lieve calo, massime in aumento.

		Arezzo	Firenze	Grosseto	Livorno	Lucca	Massa	Pisa	Pistoia	Prato	Siena
T. min	osservata	8	6	8	11	5	7	7	5	9	8
	anomalia*	4	0	1	1	-2	-2	0	-1	2	1
T. max	osservata	19	21	20	20	18	18	19	20	20	19
	anomalia*	6	6	3	4	3	1	3	5	5	5
Precipitazione (mm/24ore)		0	0	0	0	0	0	0	0	0	0

*anomalia calcolata sulla base della normale climatica decadale 1981-2010

Dati: SIR-Regione Toscana, AM, LaMMA

Temperatura Minima del 18/11/2020

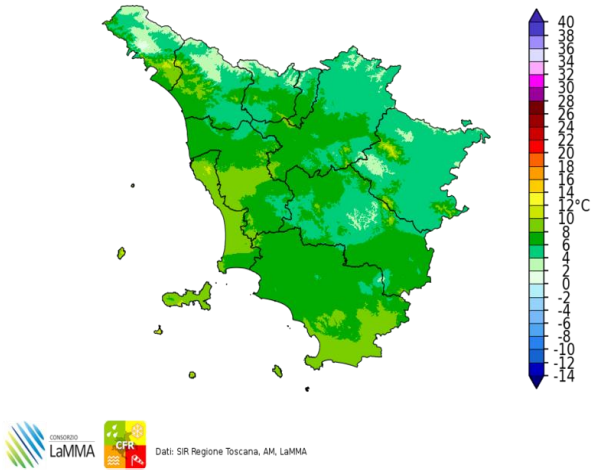

Dati: SIR Regione Toscana, AM, LaMMA

Differenza della Temperatura Minima tra 18/11/2020 e 17/11/2020

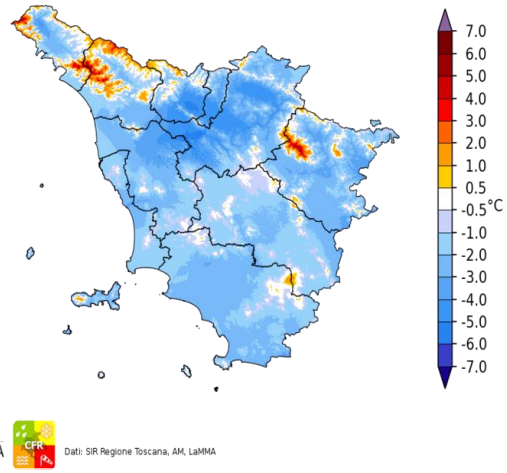

Dati: SIR Regione Toscana, AM, LaMMA

Temperatura Massima del 18/11/2020

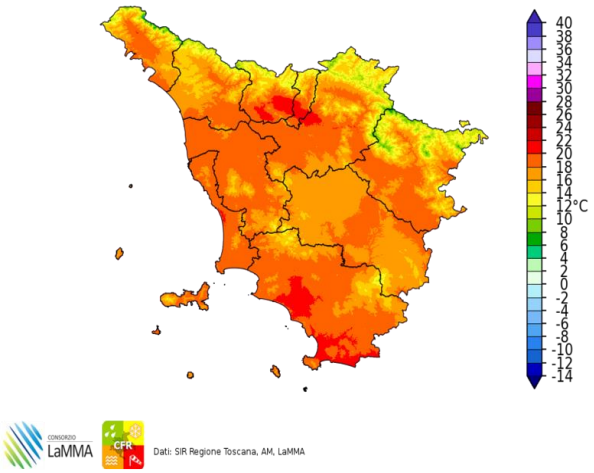

Dati: SIR Regione Toscana, AM, LaMMA

Differenza della Temperatura Massima tra 18/11/2020 e 17/11/2020

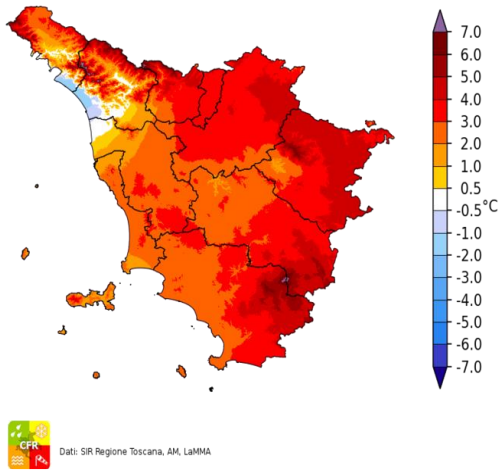

Dati: SIR Regione Toscana, AM, LaMMA

Precipitazione del 18/11/2020

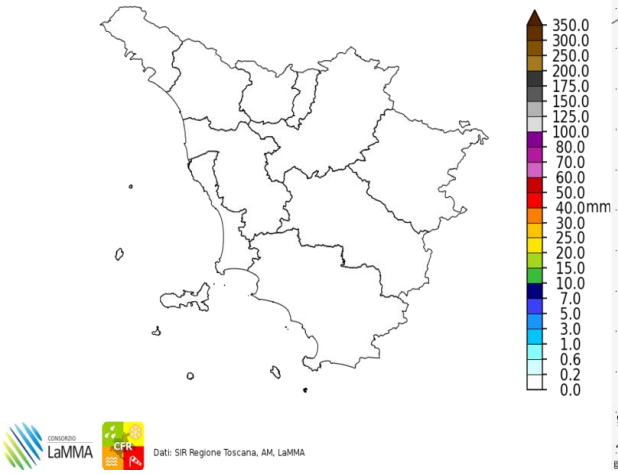

Dati: SIR Regione Toscana, AM, LaMMA

Fulminazioni osservate il giorno 18 Novembre

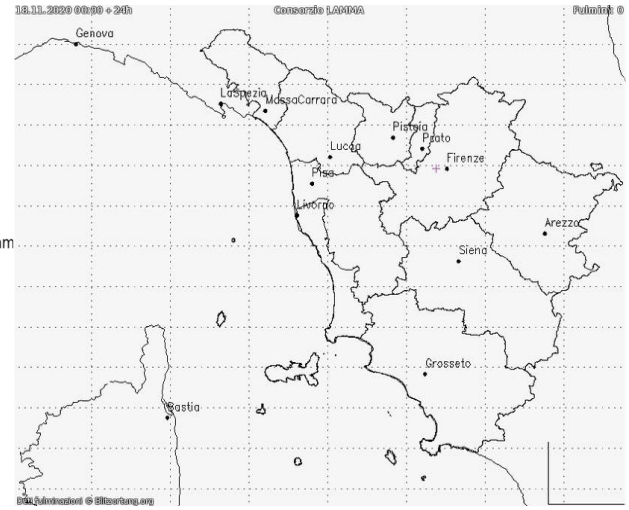

Giovedi' 19 Novembre 2020

Situazione: pressione in calo per l'avvicinamento di una saccatura da nord-ovest.

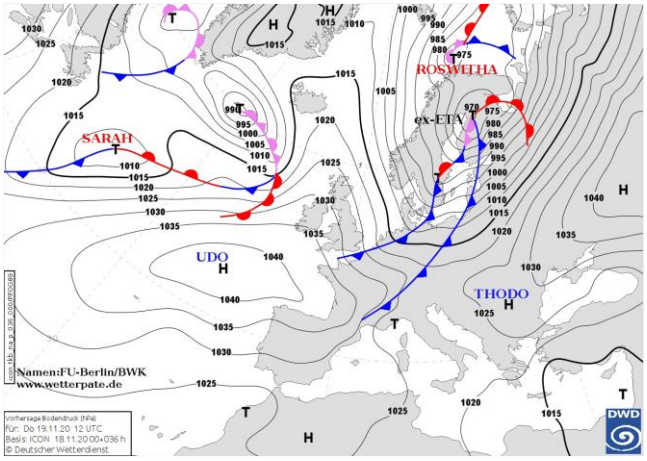

Pressione al suolo e fronti del 19 Novembre alle 12 UTC



Meteosat HRV del 19 Novembre alle 11 UTC

situazione in Toscana

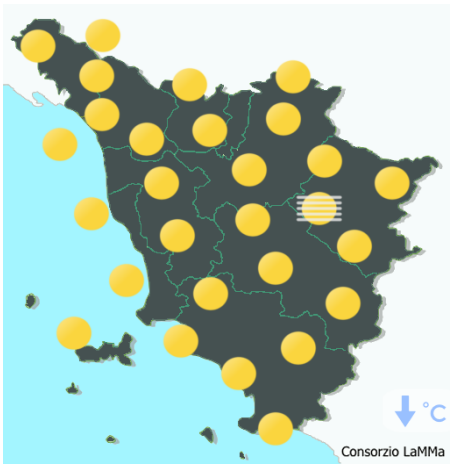

mattina

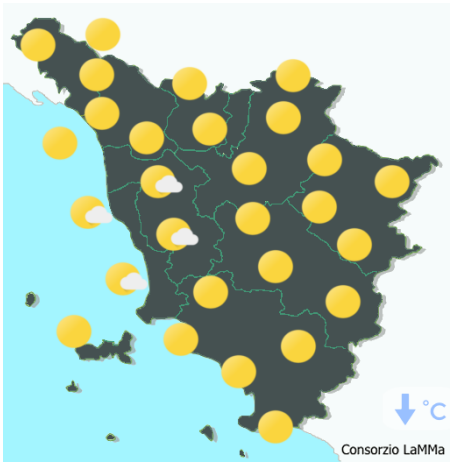

pomeriggio



sera

Stato del cielo: soleggiato.

Fenomeni: nessuno.

Venti: deboli variabili.

Mari: poco mossi.

Temperature: in flessione.

		Arezzo	Firenze	Grosseto	Livorno	Lucca	Massa	Pisa	Pistoia	Prato	Siena
T. min	osservata	1	2	5	9	4	6	3	3	6	8
	anomalia*	-2	-4	-2	0	-3	-2	-3	-3	0	1
T. max	osservata	17	17	19	18	16	18	18	16	17	19
	anomalia*	4	2	2	2	1	1	2	1	2	5
Precipitazione (mm/24ore)		0	0	0	0	0	0	0	0	0	0

*anomalia calcolata sulla base della normale climatica decadale 1981-2010

Dati: SIR-Regione Toscana, AM, LaMMA

Temperatura Minima del 19/11/2020

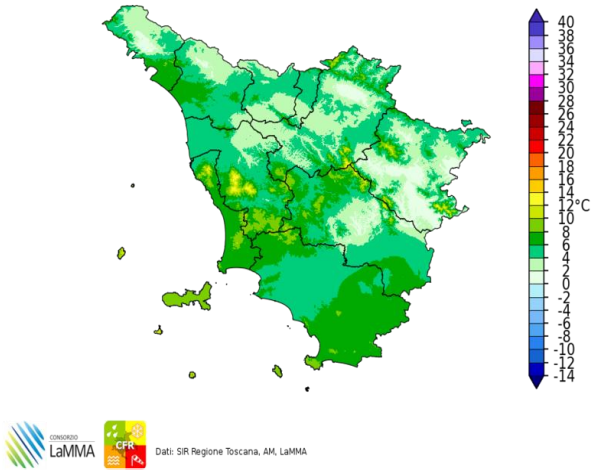

Dati: SIR Regione Toscana, AM, LaMMA

Differenza della Temperatura Minima tra 19/11/2020 e 18/11/2020

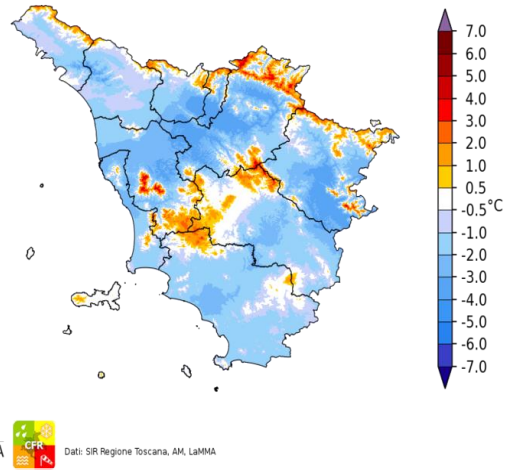

Dati: SIR Regione Toscana, AM, LaMMA

Temperatura Massima del 19/11/2020

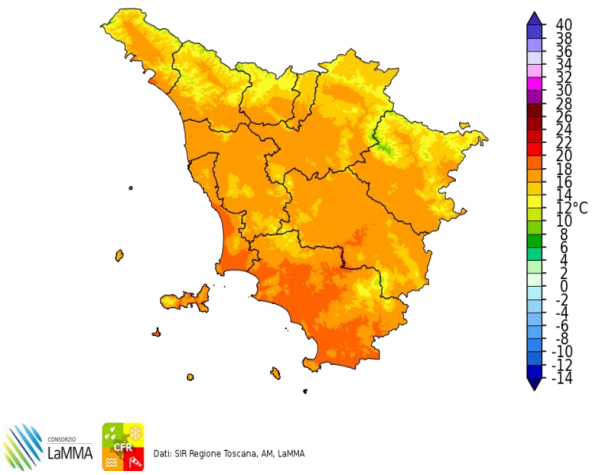

Dati: SIR Regione Toscana, AM, LaMMA

Differenza della Temperatura Massima tra 19/11/2020 e 18/11/2020

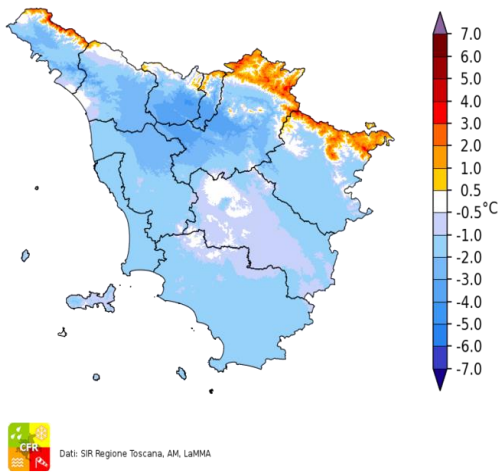

Dati: SIR Regione Toscana, AM, LaMMA

Precipitazione del 19/11/2020

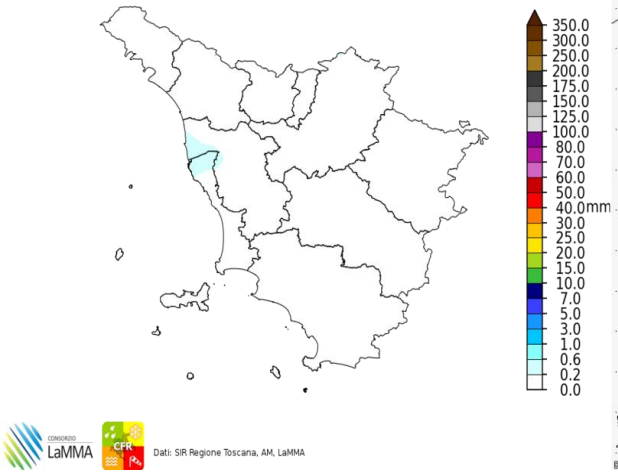

Dati: SIR Regione Toscana, AM, LaMMA

Fulminazioni osservate il giorno 19 Novembre

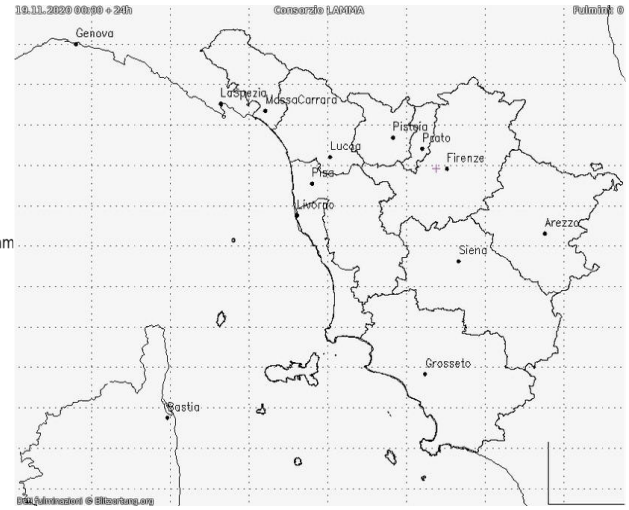

Venerdi' 20 Novembre 2020

Situazione: saccatura da nord in rapido transito sulla nostra regione. Afflusso di aria fredda di estrazione artico-marittima e forti correnti di Grecale.

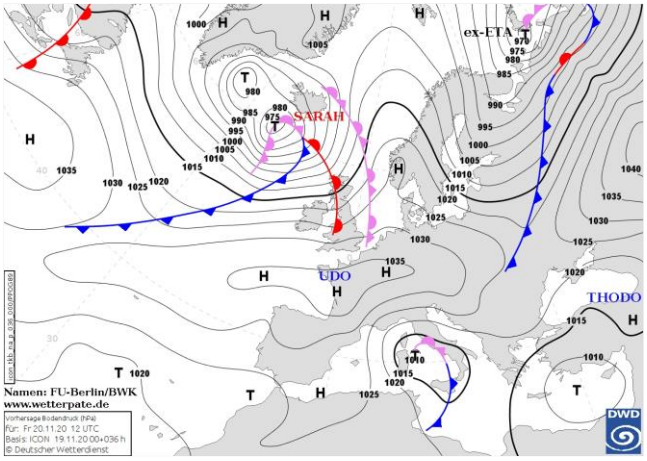

Pressione al suolo e fronti del 20 Novembre alle 12 UTC


Meteosat HRV del 20 Novembre alle 13 UTC

situazione in Toscana



mattina



pomeriggio



sera

Stato del cielo: molto nuvoloso. Attenuazione della nuvolosità in serata.

Fenomeni: piogge sparse fino al pomeriggio, più abbondanti in Appennino e sulle zone centro-meridionali. Nevicate oltre 900-1200 metri.

Venti: forti di Grecale.

Mari: molto mossi al largo, generalmente mossi sottocosta.

Temperature: minime in aumento, massime in calo.

		Arezzo	Firenze	Grosseto	Livorno	Lucca	Massa	Pisa	Pistoia	Prato	Siena
T. min	osservata	4	8	8	10	10	8	10	8	9	8
	anomalia*	0	2	1	0	3	-1	3	2	2	1
T. max	osservata	12	14	13	14	14	17	14	14	13	10
	anomalia*	-1	-1	-4	-2	0	0	-1	-1	-1	-3
Precipitazione (mm/24ore)		0	3	6	16	0	5	5	1	3	1

*anomalia calcolata sulla base della normale climatica decadale 1981-2010

Dati: SIR-Regione Toscana, AM, LaMMA

Temperatura Minima del 20/11/2020

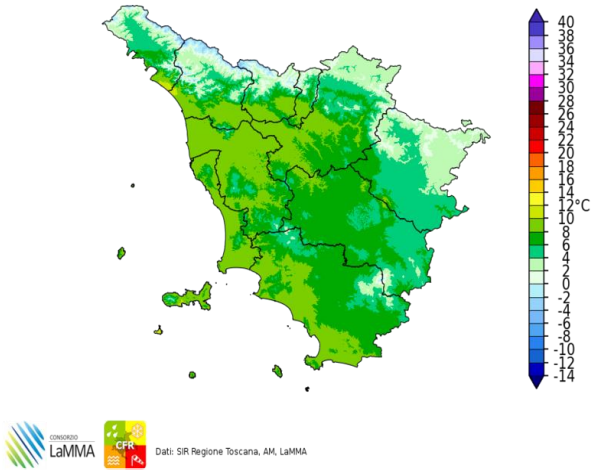

Dati: SIR Regione Toscana, AM, LaMMA

Differenza della Temperatura Minima tra 20/11/2020 e 19/11/2020



Dati: SIR Regione Toscana, AM, LaMMA

Temperatura Massima del 20/11/2020

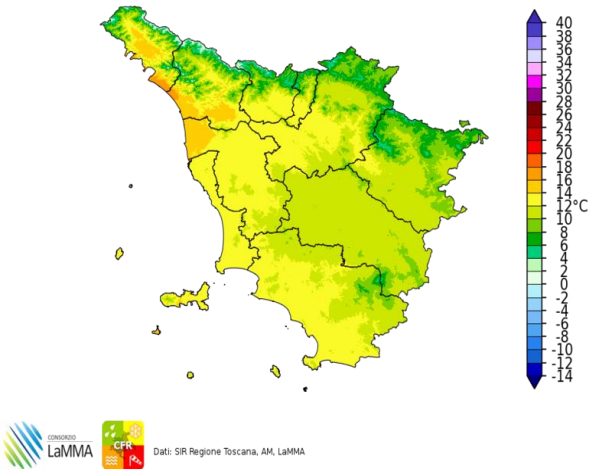

Dati: SIR Regione Toscana, AM, LaMMA

Differenza della Temperatura Massima tra 20/11/2020 e 19/11/2020

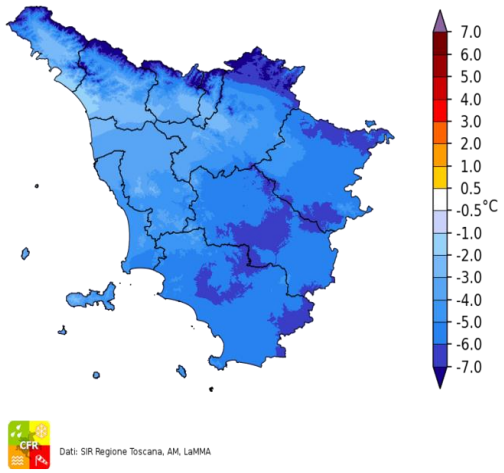

Dati: SIR Regione Toscana, AM, LaMMA

Precipitazione del 20/11/2020

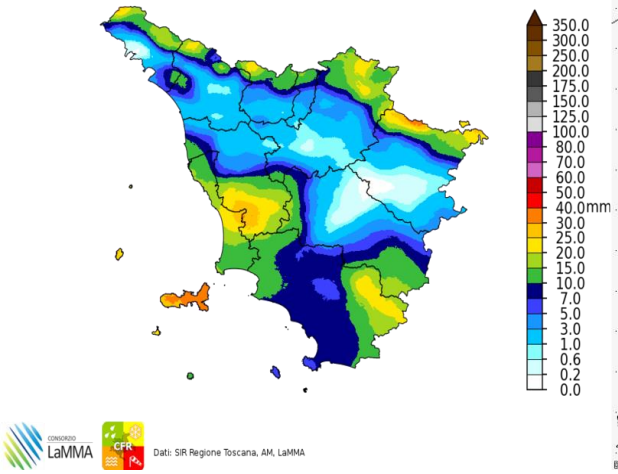

Dati: SIR Regione Toscana, AM, LaMMA

Fulminazioni osservate il giorno 20 Novembre

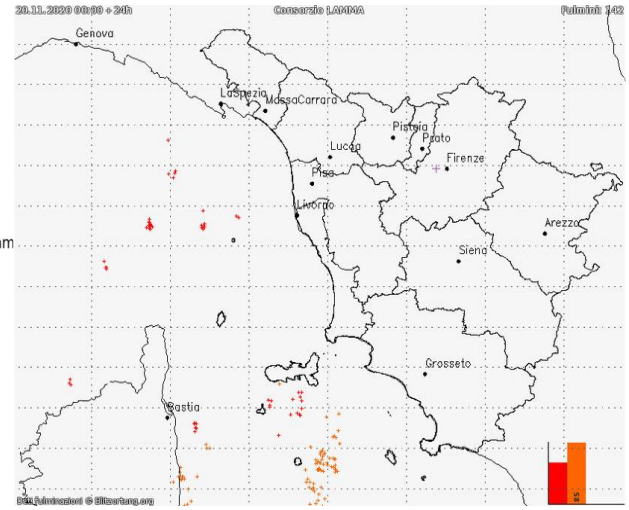

II decade - Quadro regionale – Precipitazioni

La seconda decade di Novembre è risultata un po' più dinamica e meno dominata dall'alta pressione rispetto alla prima; un paio di modeste perturbazioni sono infatti transitate sulla Toscana portando tuttavia precipitazioni non particolarmente abbondanti. Le zone dove ha piovuto maggiormente sono risultate i settori appenninici, l'Amiata e parte del pisano e livornese, ove in 10 giorni si sono registrati tra i 50 e i 100 mm. Nel complesso tuttavia questi cumulati risultano inferiori ai cumulati medi del periodo.



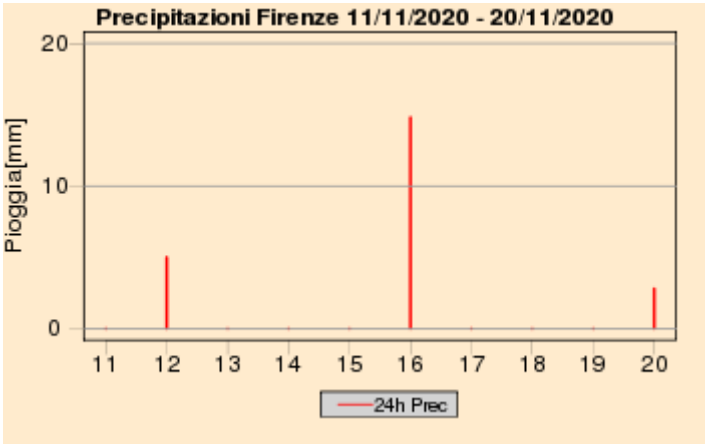

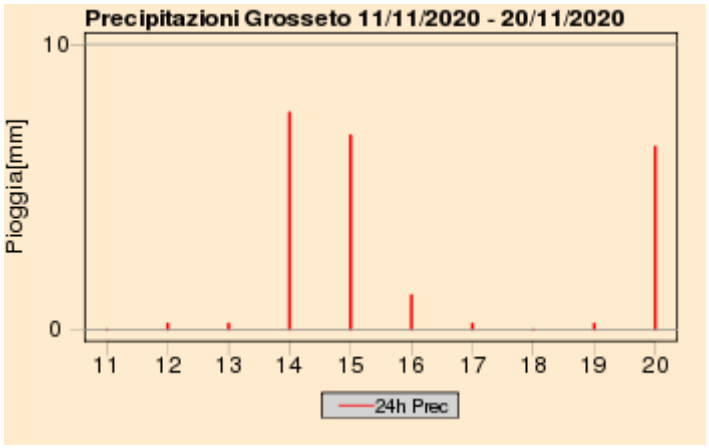

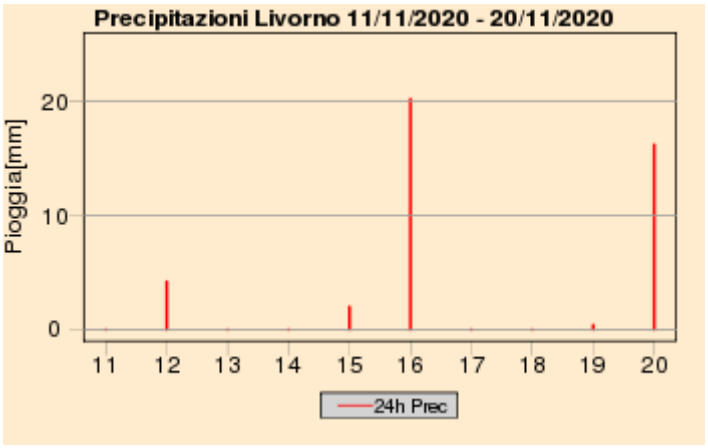

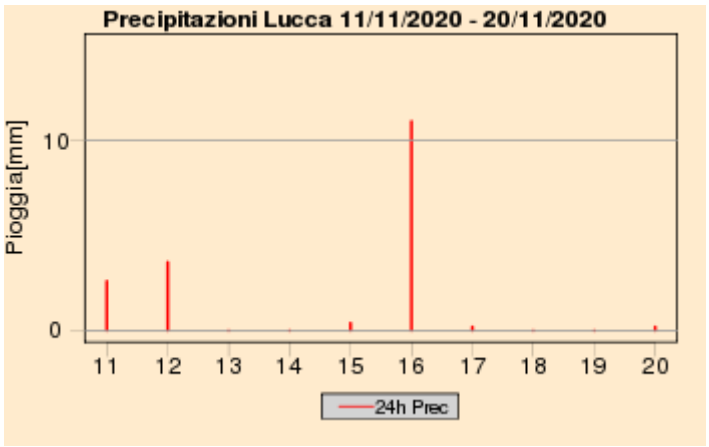

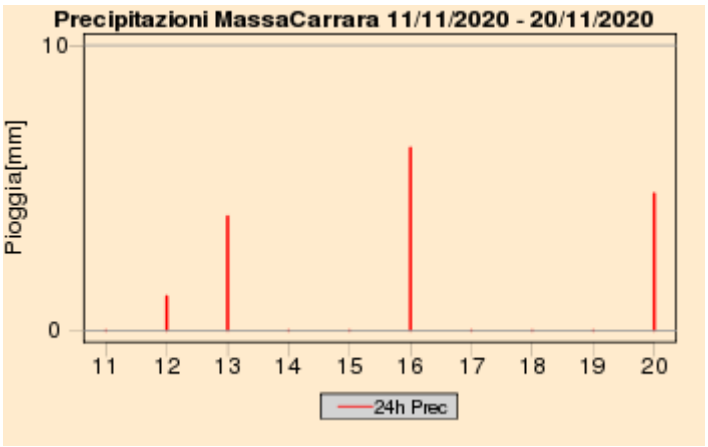

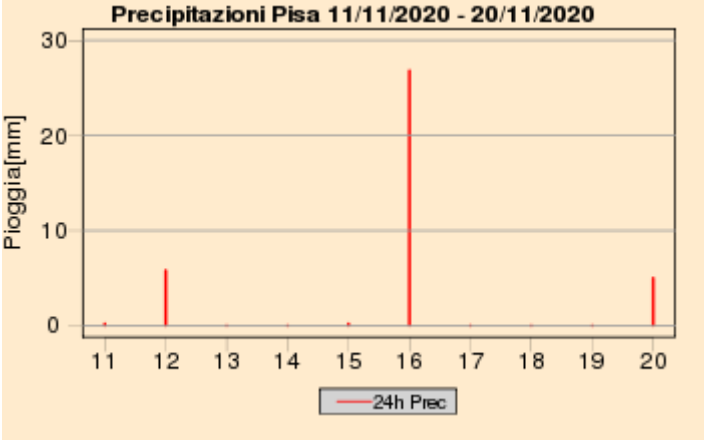







Quadro regionale – Cumulati decadali di precipitazione, anomalia di precipitazione e numero di giorni di pioggia

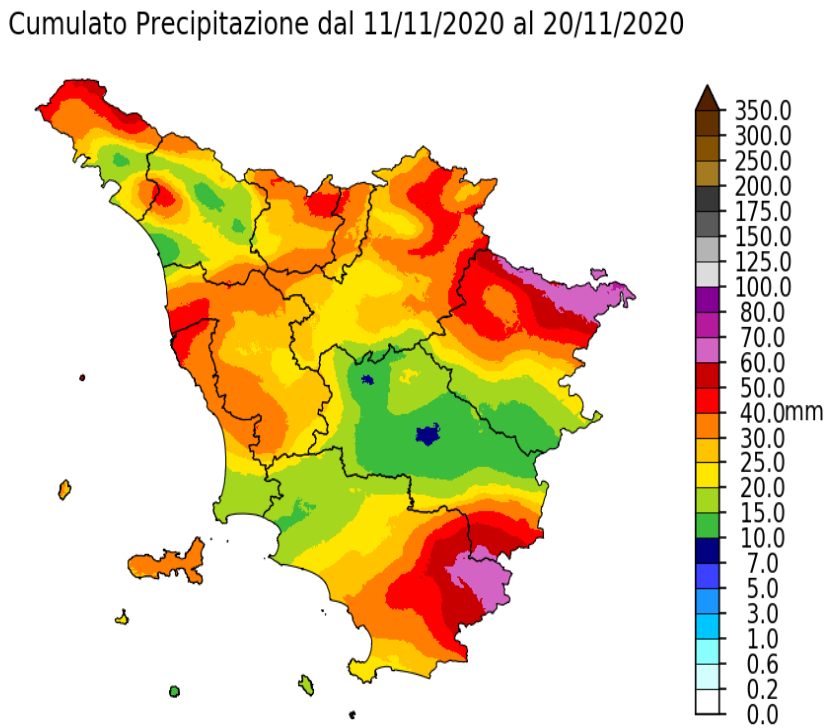

Dati: SIR Regione Toscana, AM, LaMMA

Percentuale di Precipitazione rispetto alla media climatica
dal 11/11/2020 al 20/11/2020

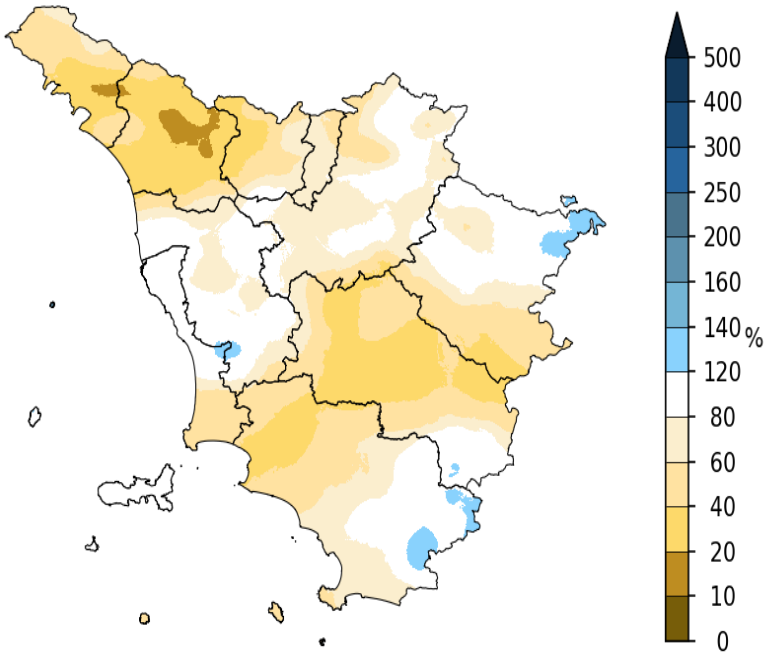

Dati: SIR Regione Toscana, AM, LaMMA

Giorni con Pioggia ≥ di 1 mm dal 11/11/2020 al 20/11/2020

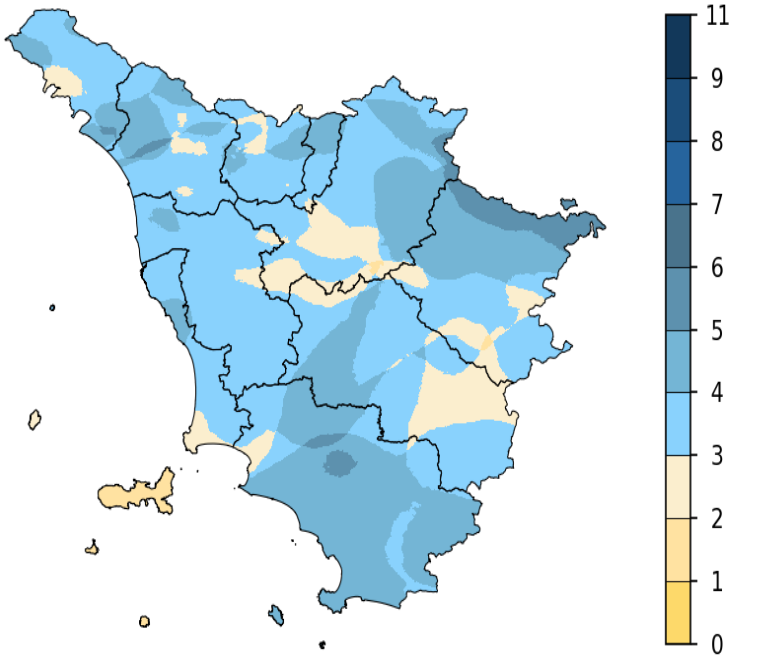

Dati: SIR Regione Toscana, AM, LaMMA

II decade - Quadro regionale - Temperature

Anche la seconda decade di Novembre, come la prima, è risultata mediamente più calda della media, con una anomalia termica positiva valutabile in circa 1 °C a livello complessivo regionale, sia per i valori minimi giornalieri, che per quelli massimi.

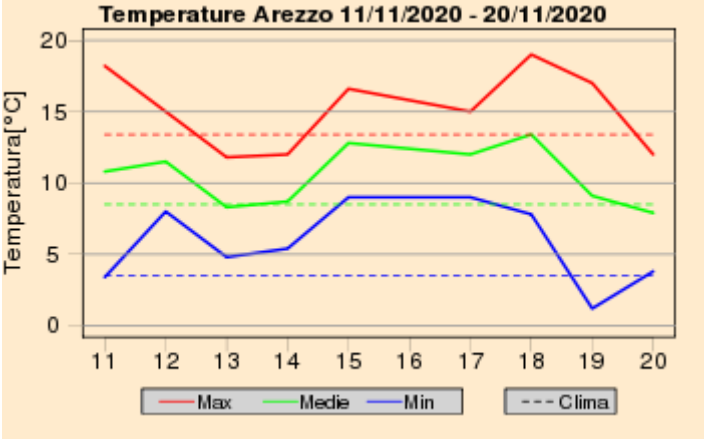

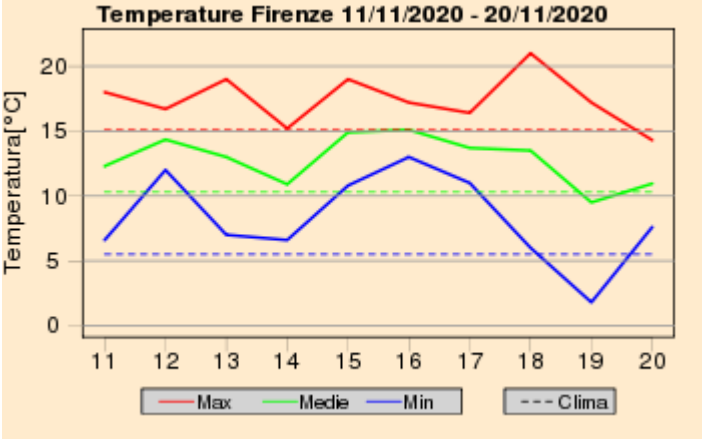

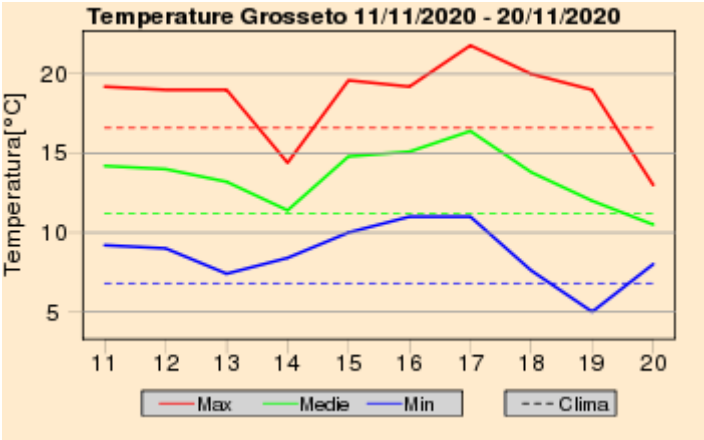

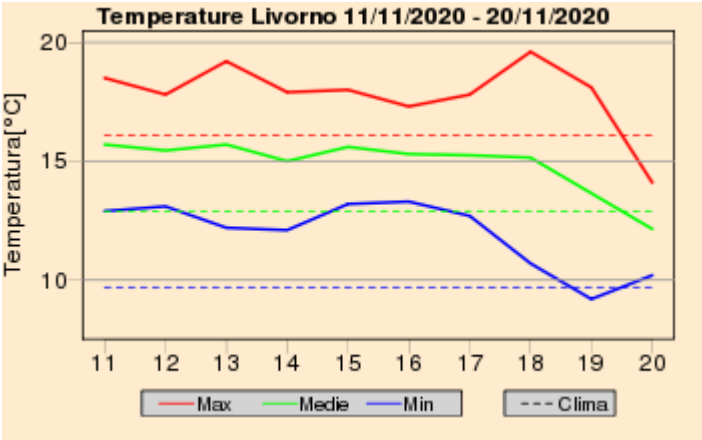

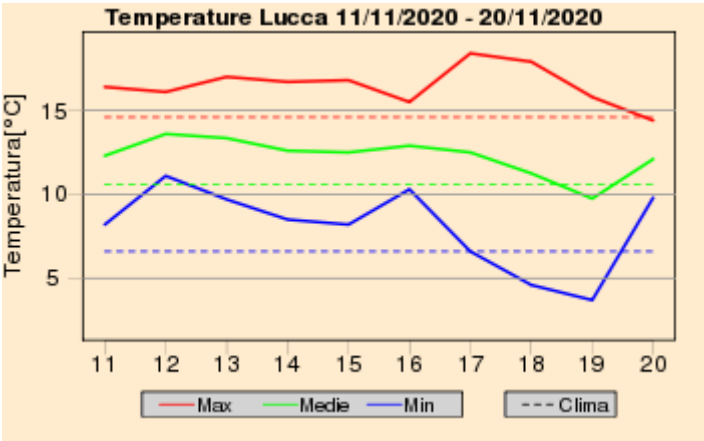

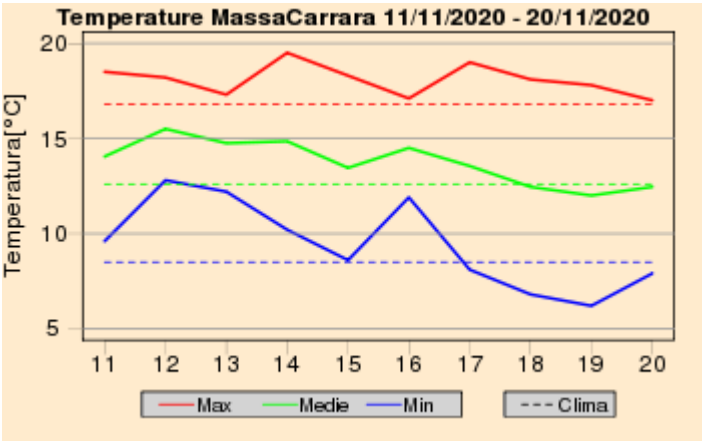

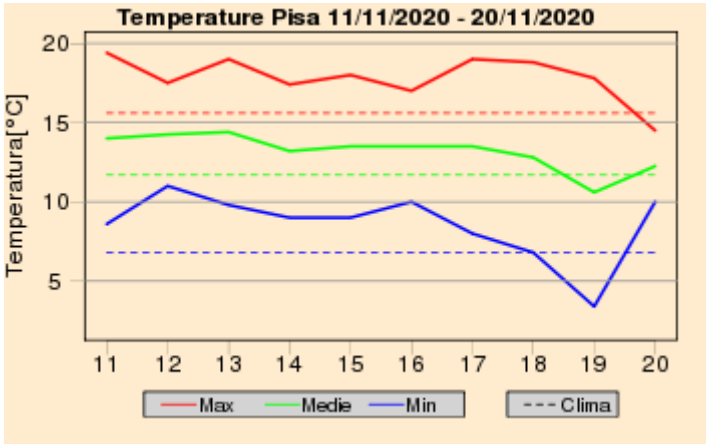

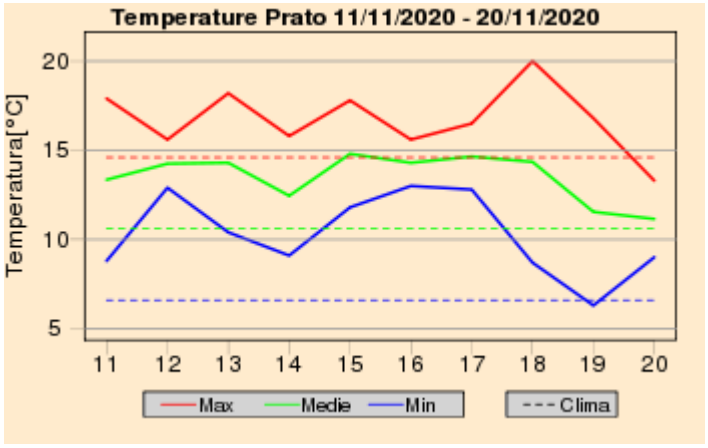

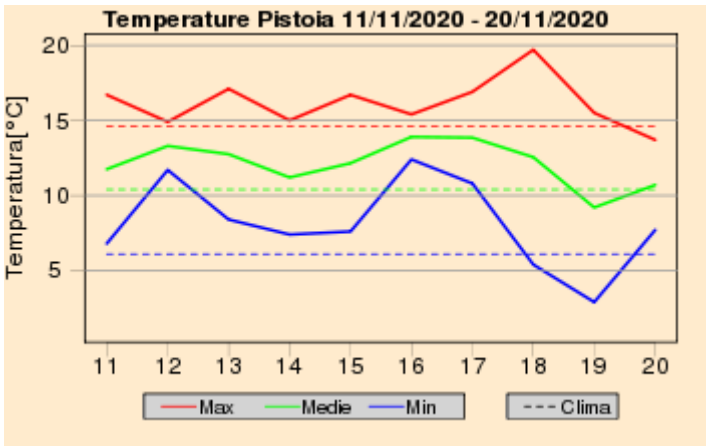

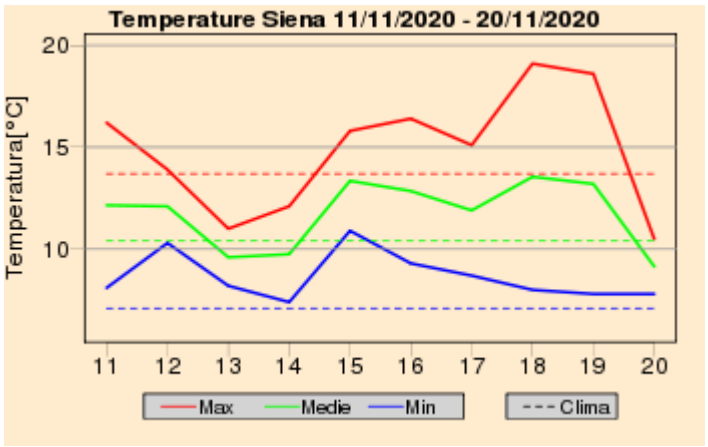

Quadro regionale – Anomalie termiche

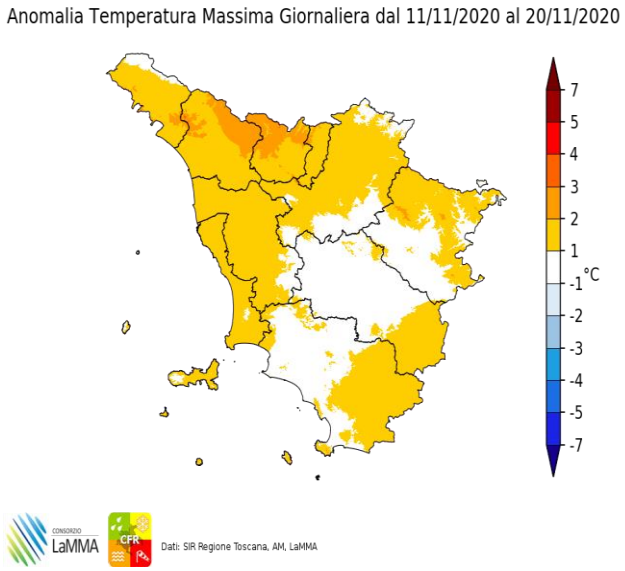

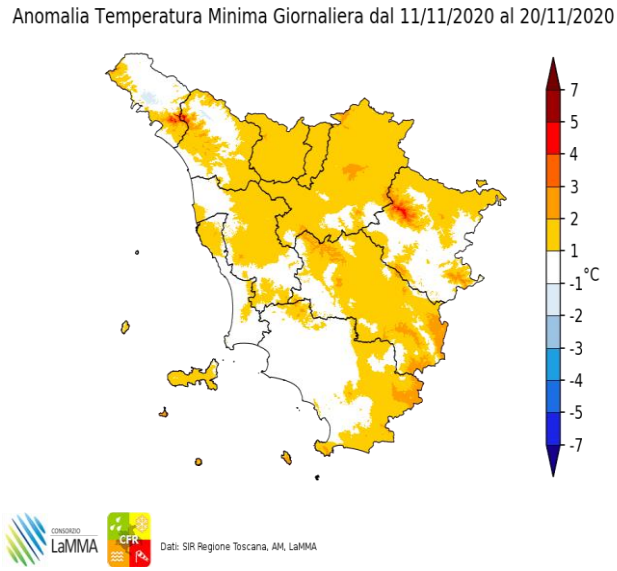

Anomalia termica decadale per le temperature massime e minime giornaliere

Sabato 21 Novembre 2020

Situazione: minimo sul Canale di Sicilia e pressione in deciso rialzo sul centro nord Italia a garanzia di tempo stabile e soleggiato anche sulla Toscana.

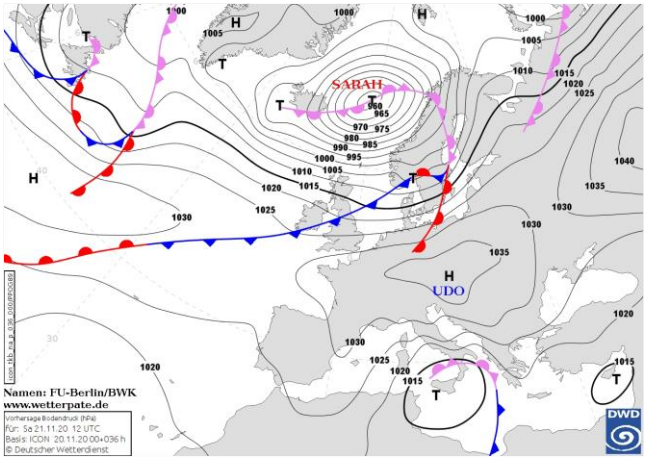

Pressione al suolo e fronti del 21 Novembre alle 12 UTC


Meteosat HRV del 21 Novembre alle 12 UTC

situazione in Toscana

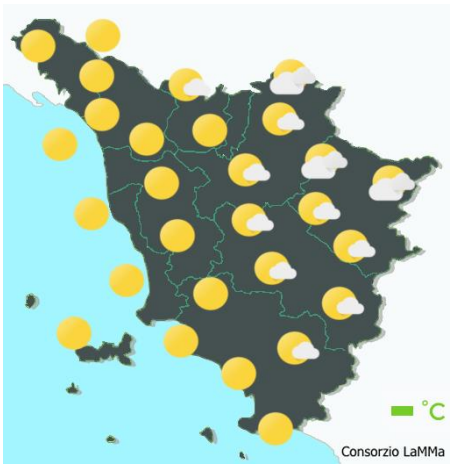

mattina

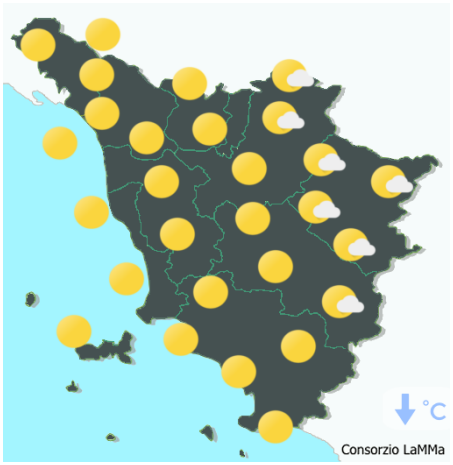

pomeriggio



sera

Stato del cielo: sereno o poco nuvoloso salvo locali addensamenti sulle province di Arezzo, Siena e localmente anche su quelle di Firenze e Grosseto.

Fenomeni: nessuno.

Venti: forti di Grecale.

Mari: da poco mossi a mossi sottocosta, molto mossi al largo.

Temperature: in calo, con valori anche di 3-4°C inferiori alla media del periodo.

		Arezzo	Firenze	Grosseto	Livorno	Lucca	Massa	Pisa	Pistoia	Prato	Siena
T. min	osservata	7	7	8	9	3	6	6	7	8	3
	anomalia*	4	2	2	0	-2	-1	0	2	2	-2
T. max	osservata	9	12	11	12	12	13	13	11	11	9
	anomalia*	-2	-1	-4	-2	0	-2	0	-2	-2	-3
Precipitazione (mm/24ore)		0	0	0	0	0	0	0	0	0	0

*anomalia calcolata sulla base della normale climatica decadale 1981-2010

Dati: SIR-Regione Toscana, AM, LaMMA

Temperatura Minima del 21/11/2020

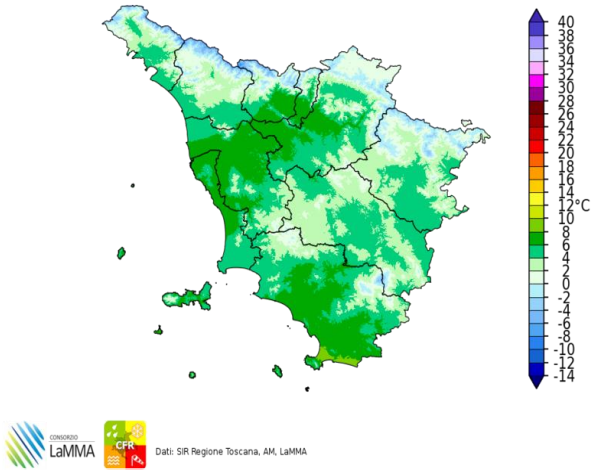

Dati: SIR Regione Toscana, AM, LaMMA

Differenza della Temperatura Minima tra 21/11/2020 e 20/11/2020

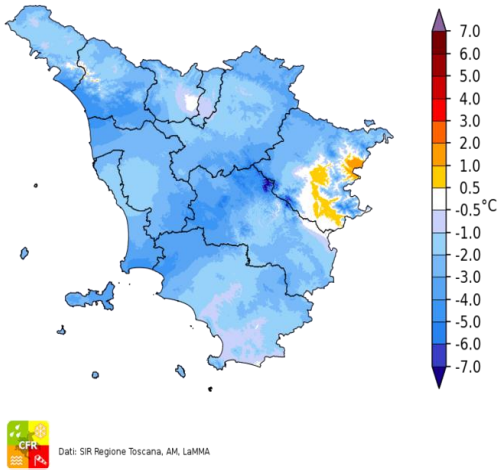

Dati: SIR Regione Toscana, AM, LaMMA

Temperatura Massima del 21/11/2020

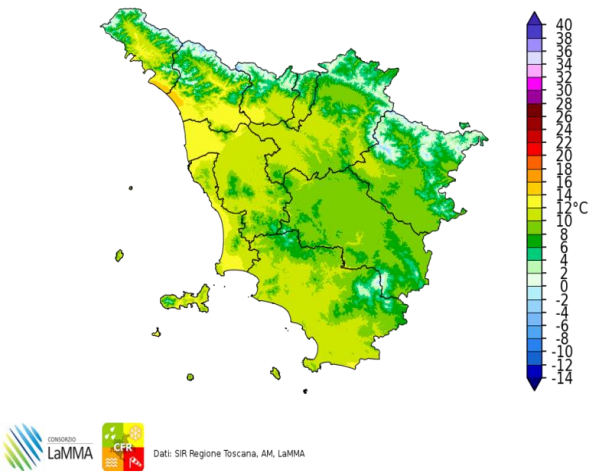

Dati: SIR Regione Toscana, AM, LaMMA

Differenza della Temperatura Massima tra 21/11/2020 e 20/11/2020

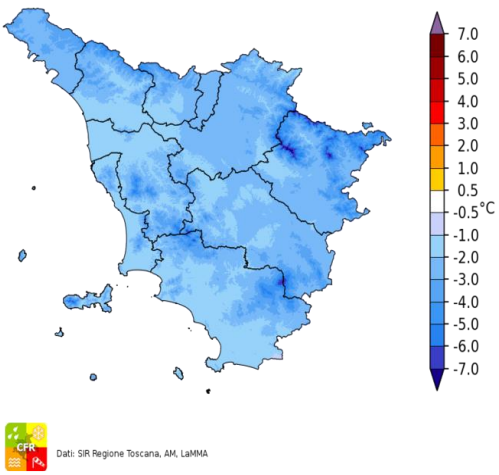

Dati: SIR Regione Toscana, AM, LaMMA

Precipitazione del 21/11/2020

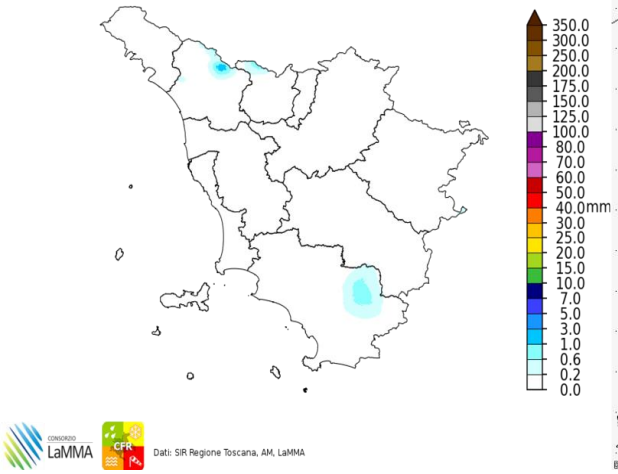

Dati: SIR Regione Toscana, AM, LaMMA

Fulminazioni osservate il giorno 21 Novembre

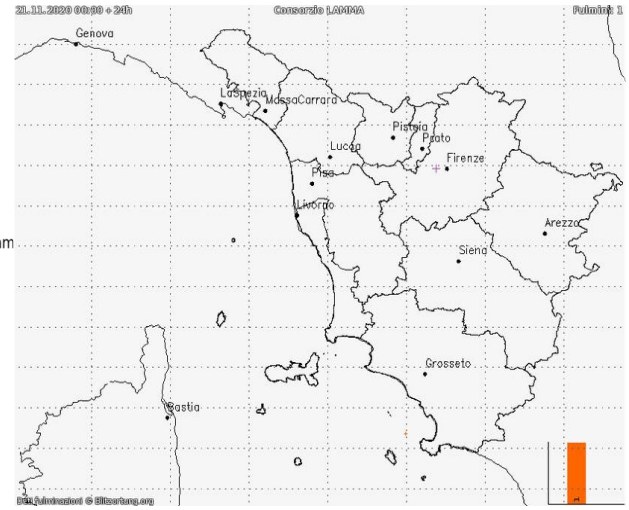

Domenica 22 Novembre 2020

Situazione: area depressionaria sul sud Italia in lento colmamento; alta pressione sull'Europa centrale e il centro-nord Italia.

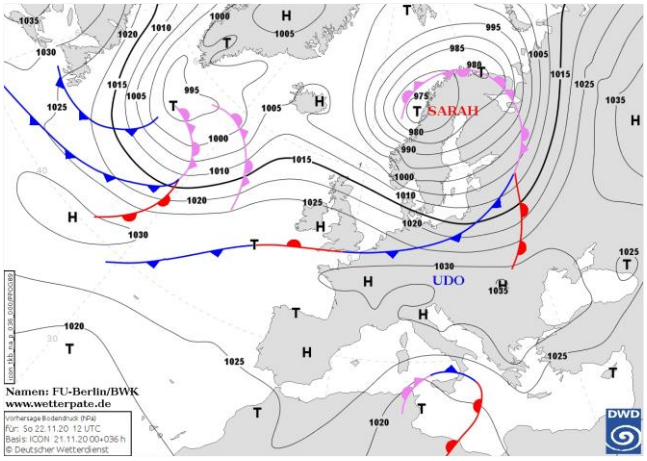

Pressione al suolo e fronti del 22 Novembre alle 12 UTC


Meteosat HRV del 22 Novembre alle 12 UTC

situazione in Toscana

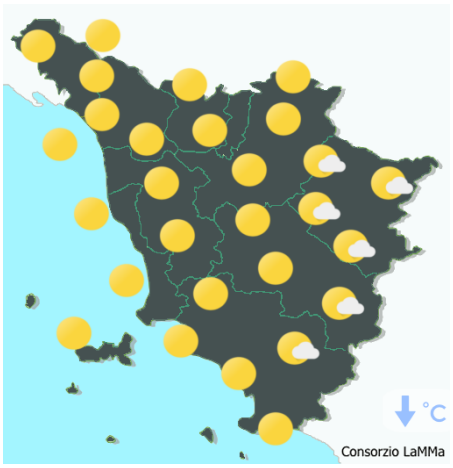

mattina

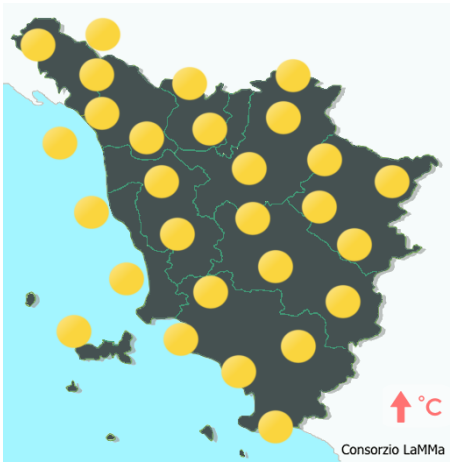

pomeriggio



sera

Stato del cielo: sereno o poco nuvoloso.

Fenomeni: nessuno.

Venti: moderati di Grecale con ancora locali forti raffiche in mattinata, in graduale attenuazione dal pomeriggio.

Mari: poco mossi sottocosta. Mossi al largo.

Temperature: in calo le minime con locali gelate nell'interno (zone appenniniche e di alta collina), massime in lieve aumento ma su valori di 3-4°C inferiori alle medie.

		Arezzo	Firenze	Grosseto	Livorno	Lucca	Massa	Pisa	Pistoia	Prato	Siena
T. min	osservata	4	-1	3	7	0	2	2	1	4	3
	anomalia*	1	-6	-2	-1	-6	-4	-4	-4	-2	-3
T. max	osservata	12	12	13	13	12	13	14	13	12	10
	anomalia*	1	-1	-2	-2	0	-2	1	0	-1	-2
Precipitazione (mm/24ore)		0	0	0	0	0	0	0	0	0	0

*anomalia calcolata sulla base della normale climatica decadale 1981-2010 Dati: SIR-Regione Toscana, AM, LaMMA

Temperatura Minima del 22/11/2020

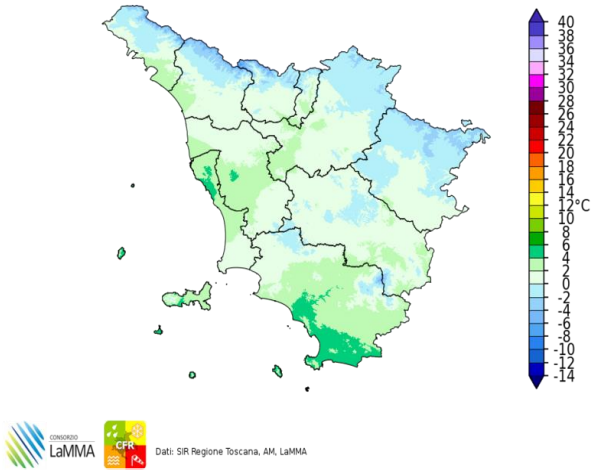

Dati: SIR Regione Toscana, AM, LaMMA

Differenza della Temperatura Minima tra 22/11/2020 e 21/11/2020

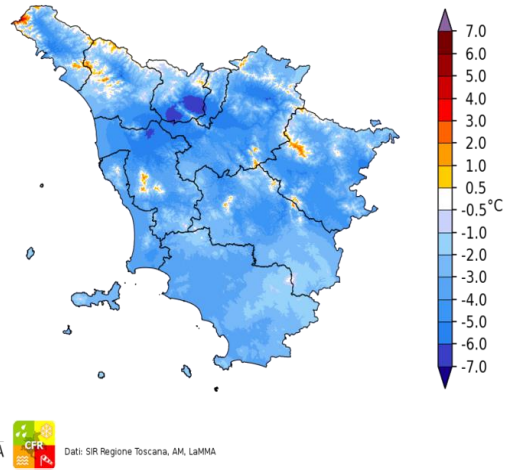

Dati: SIR Regione Toscana, AM, LaMMA

Temperatura Massima del 22/11/2020

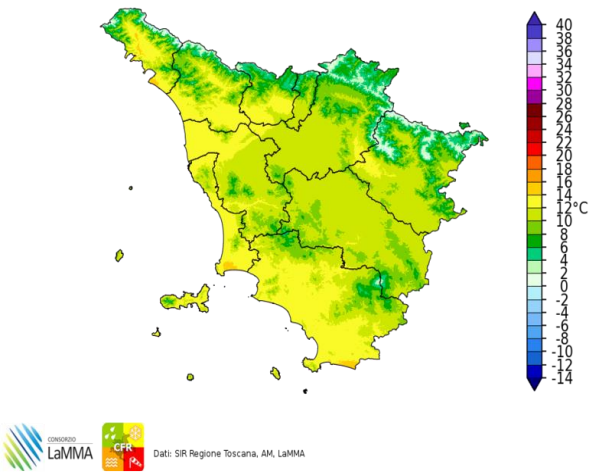

Dati: SIR Regione Toscana, AM, LaMMA

Differenza della Temperatura Massima tra 22/11/2020 e 21/11/2020

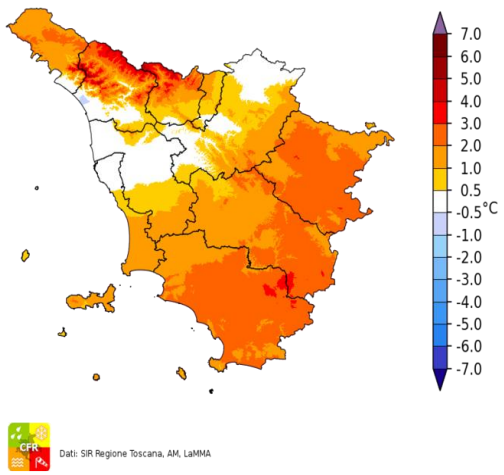

Dati: SIR Regione Toscana, AM, LaMMA

Precipitazione del 22/11/2020

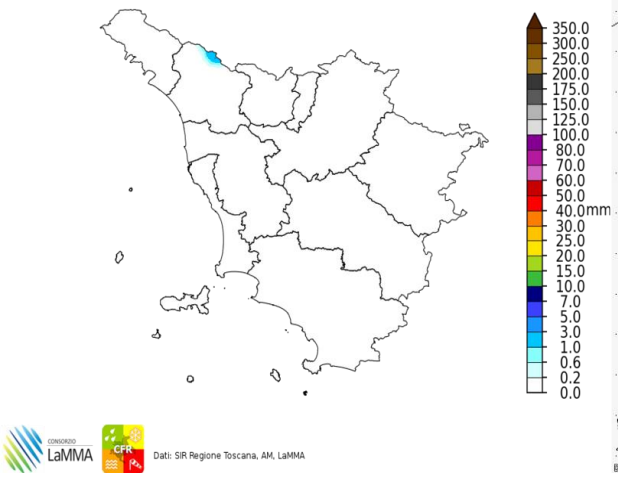

Dati: SIR Regione Toscana, AM, LaMMA

Fulminazioni osservate il giorno 22 Novembre

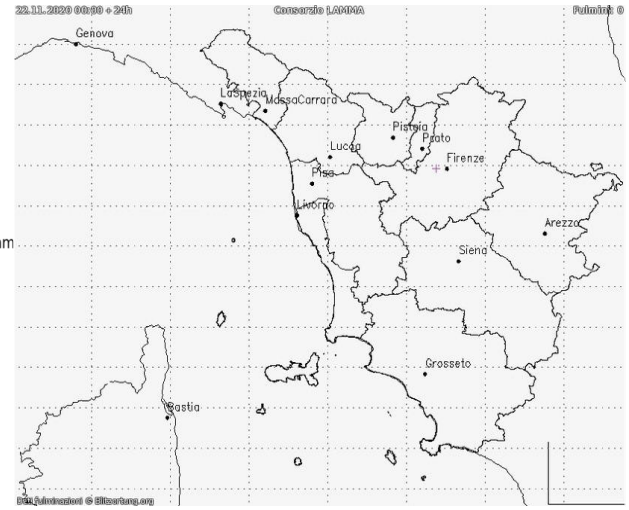

Lunedi' 23 Novembre 2020

Situazione: vasto campo di alta pressione interessa gran parte dell'Europa con massimi oltre i 1028 hPa tra Francia e Germania. Il flusso perturbato atlantico viaggia a latitudini molto settentrionali coerentemente con un forte vortice polare. Un'area di bassa pressione sul nord Africa lambisce le zone più meridionali della nostra penisola.

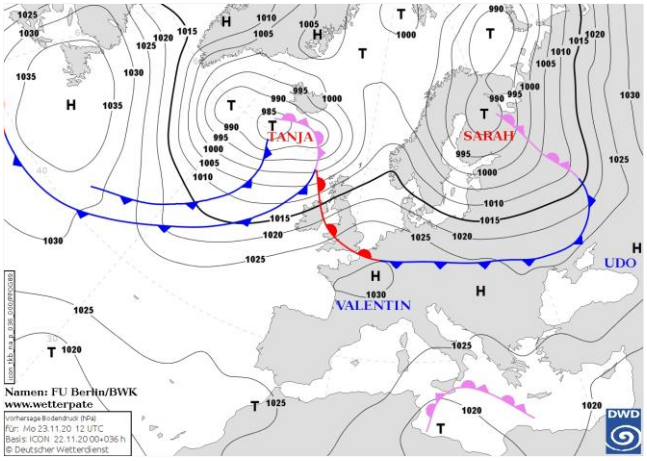

Pressione al suolo e fronti del 23 Novembre alle 12 UTC


Meteosat HRV del 23 Novembre alle 12 UTC

situazione in Toscana

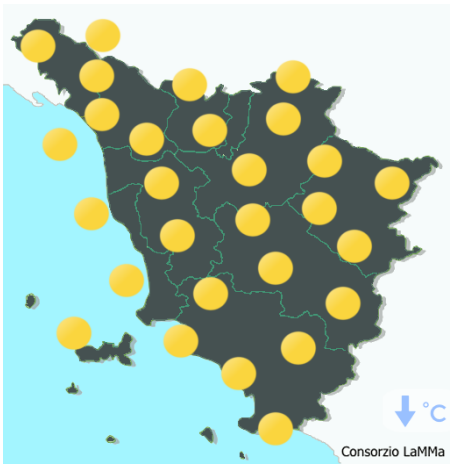

mattina

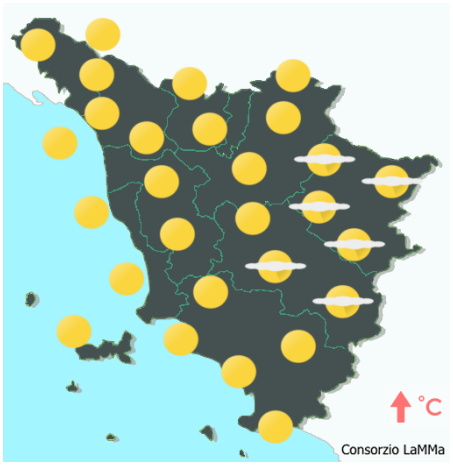

pomeriggio



sera

Stato del cielo: in prevalenza sereno.

Fenomeni: nessuno.

Venti: deboli.

Mari: poco mossi.

Temperature: minime in calo in pianura con inversione termica. Massime in aumento.

		Arezzo	Firenze	Grosseto	Livorno	Lucca	Massa	Pisa	Pistoia	Prato	Siena
T. min	osservata	-3	-3	1	6	-1	2	-1	-2	1	3
	anomalia*	-6	-8	-4	-3	-6	-4	-6	-7	-4	-3
T. max	osservata	13	14	16	13	11	13	15	12	13	13
	anomalia*	2	0	1	-1	-2	-1	1	0	0	2
Precipitazione (mm/24ore)		0	0	0	0	0	0	0	0	0	0

*anomalia calcolata sulla base della normale climatica decadale 1981-2010 Dati: SIR-Regione Toscana, AM, LaMMA

Temperatura Minima del 23/11/2020

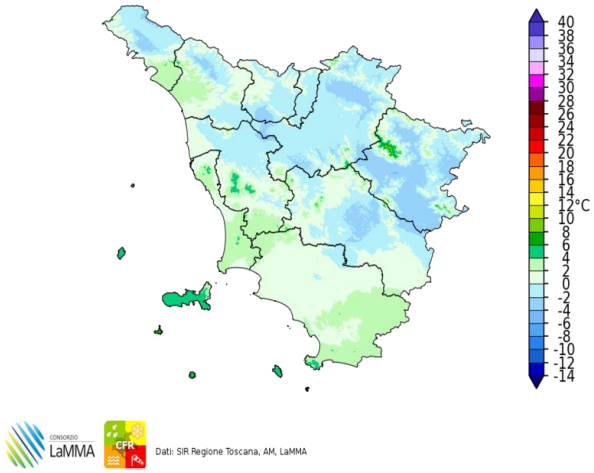

Dati: SIR Regione Toscana, AM, LaMMA

Differenza della Temperatura Minima tra 23/11/2020 e 22/11/2020

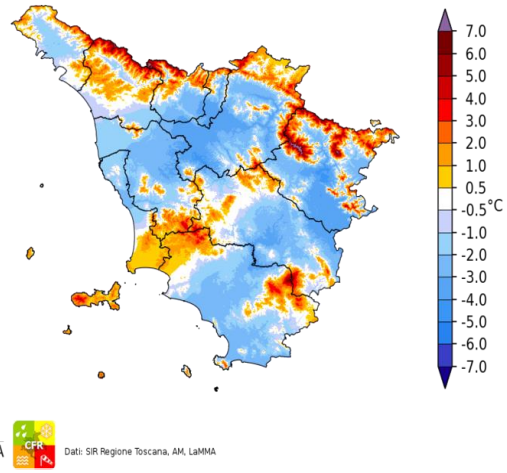

Dati: SIR Regione Toscana, AM, LaMMA

Temperatura Massima del 23/11/2020

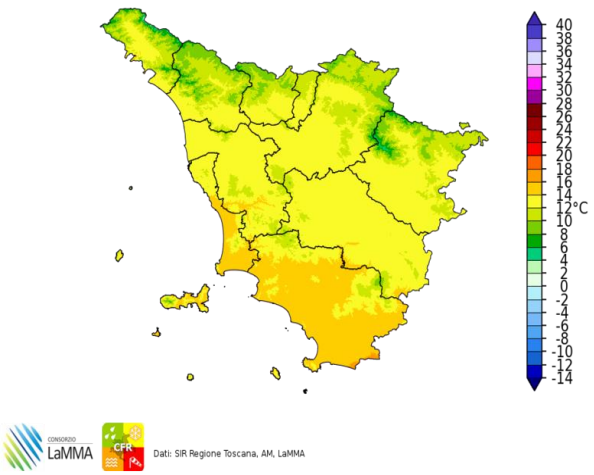

Dati: SIR Regione Toscana, AM, LaMMA

Differenza della Temperatura Massima tra 23/11/2020 e 22/11/2020

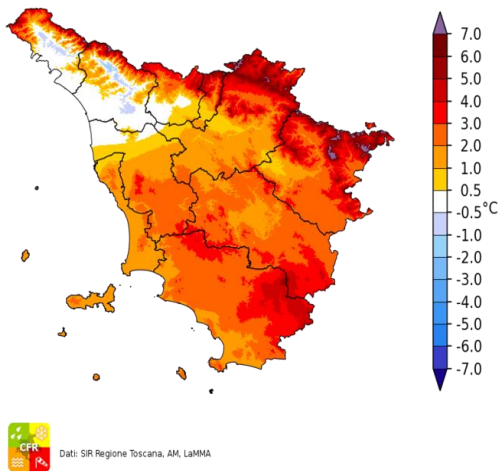

Dati: SIR Regione Toscana, AM, LaMMA

Precipitazione del 23/11/2020

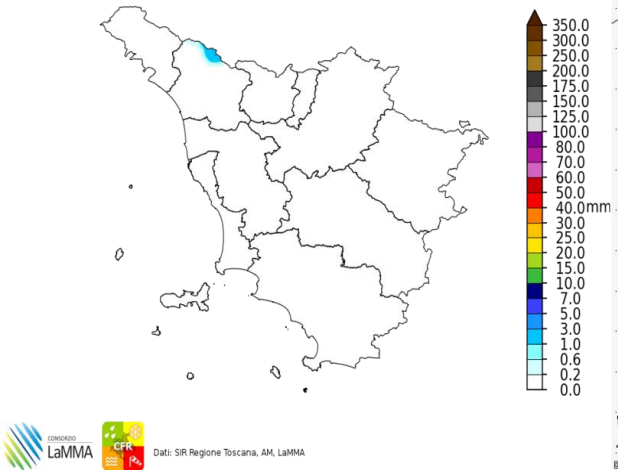

Dati: SIR Regione Toscana, AM, LaMMA

Fulminazioni osservate il giorno 23 Novembre

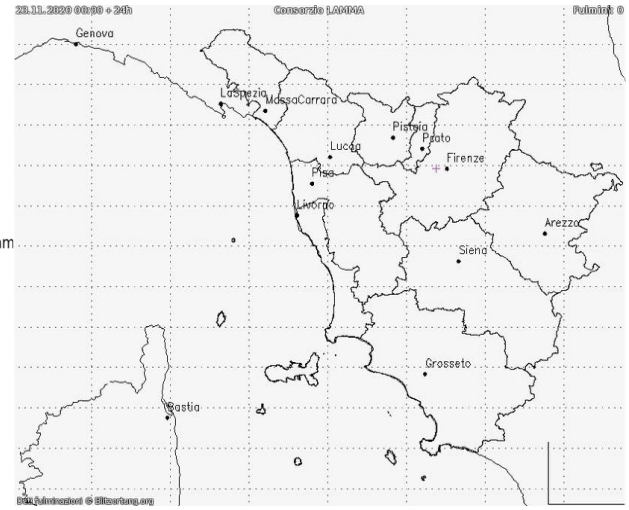

Martedi' 24 Novembre 2020

Situazione: un vasto campo di alta pressione interessa gran parte dell'Europa con massimi oltre i 1028 hPa sul settore orientale. Il flusso perturbato atlantico viaggia a latitudini molto settentrionali, sospinto da un forte vortice polare. Un area di bassa pressione sul nord Africa lambisce le zone più meridionali della nostra penisola.

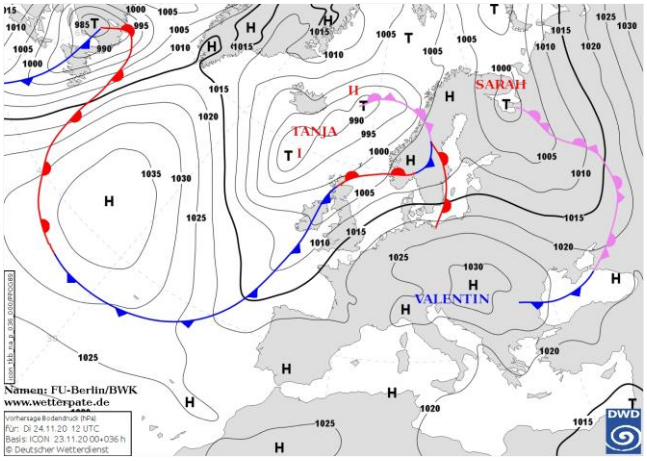

Pressione al suolo e fronti del 24 Novembre alle 12 UTC


Meteosat HRV del 24 Novembre alle 12 UTC

situazione in Toscana

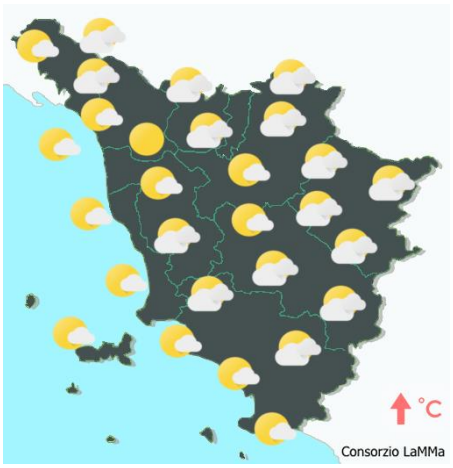

mattina

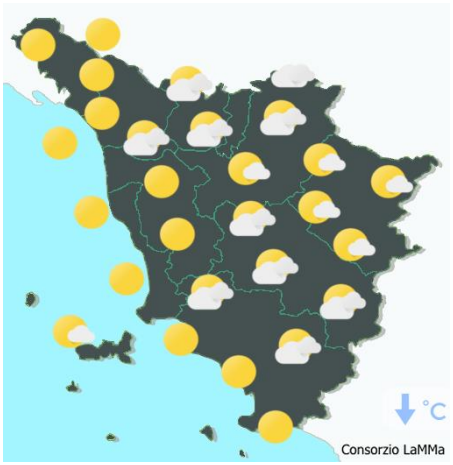

pomeriggio

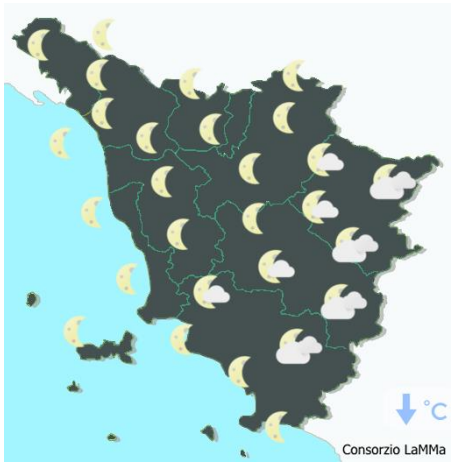

sera

Stato del cielo: poco o parzialmente nuvoloso.

Fenomeni: nessuno.

Venti: tra deboli e moderati nord-orientali con locali rinforzi sui rilievi.

Mari: poco mossi, tendenti a mossi al largo.

Temperature: minime in aumento.

		Arezzo	Firenze	Grosseto	Livorno	Lucca	Massa	Pisa	Pistoia	Prato	Siena
T. min	osservata	-1	0	2	7	1	4	0	1	3	5
	anomalia*	-4	-5	-4	-1	-4	-2	-5	-4	-2	0
T. max	osservata	13	15	16	14	14	14	15	13	12	13
	anomalia*	2	2	1	0	2	0	1	0	0	1
Precipitazione (mm/24ore)		0	N.D.	0	0	0	0	0	0	0	0

*anomalia calcolata sulla base della normale climatica decadale 1981-2010 Dati: SIR-Regione Toscana, AM, LaMMA

Temperatura Minima del 24/11/2020

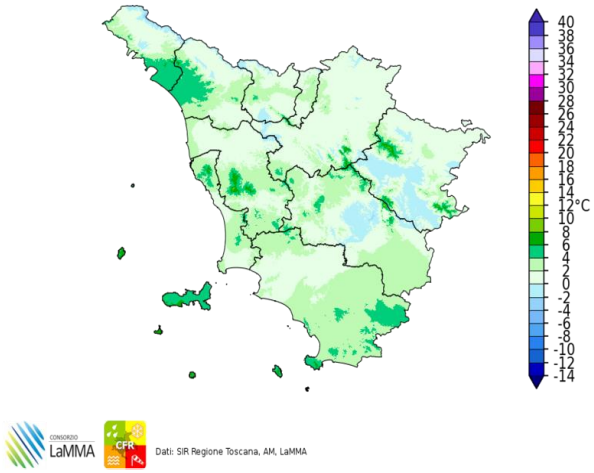

Dati: SIR Regione Toscana, AM, LaMMA

Differenza della Temperatura Minima tra 24/11/2020 e 23/11/2020

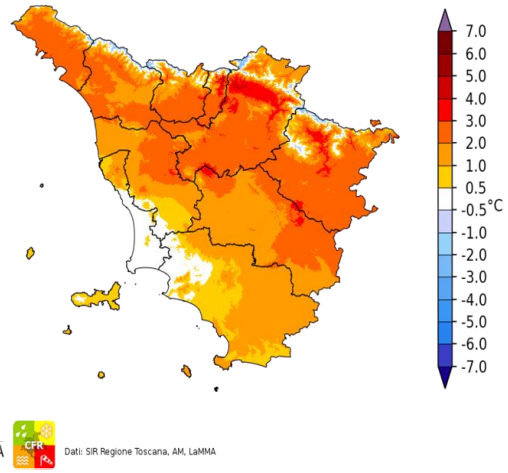

Dati: SIR Regione Toscana, AM, LaMMA

Temperatura Massima del 24/11/2020

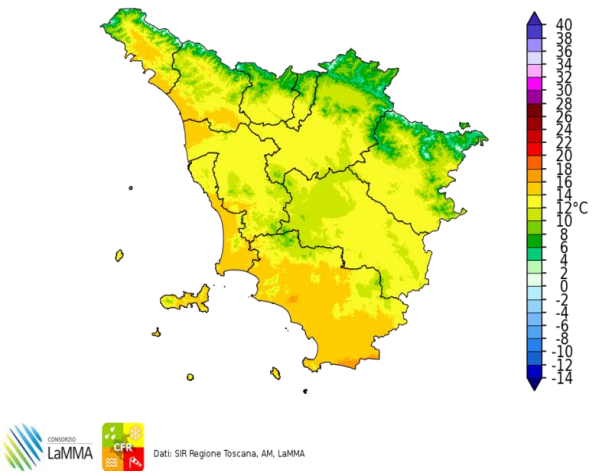

Dati: SIR Regione Toscana, AM, LaMMA

Differenza della Temperatura Massima tra 24/11/2020 e 23/11/2020

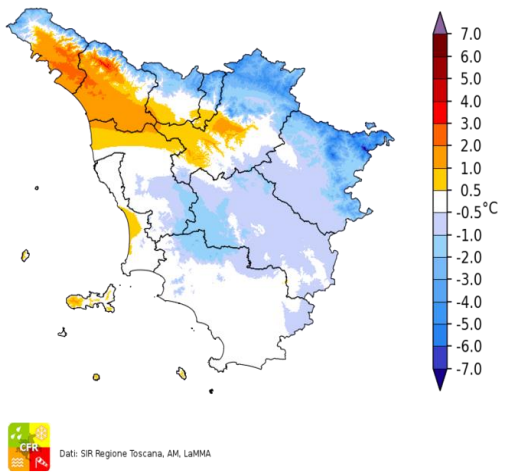

Dati: SIR Regione Toscana, AM, LaMMA

Precipitazione del 24/11/2020

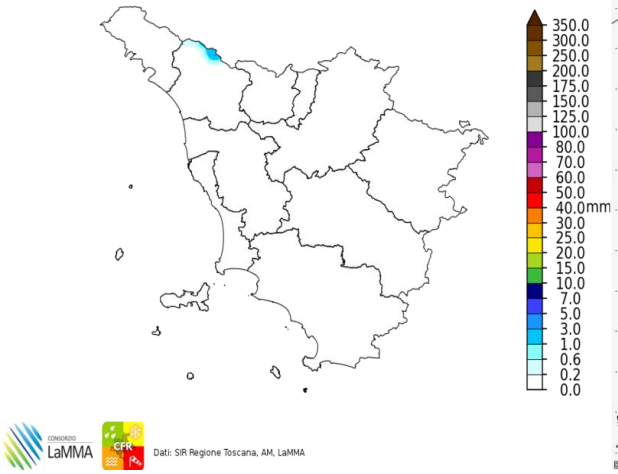

Dati: SIR Regione Toscana, AM, LaMMA

Fulminazioni osservate il giorno 24 Novembre

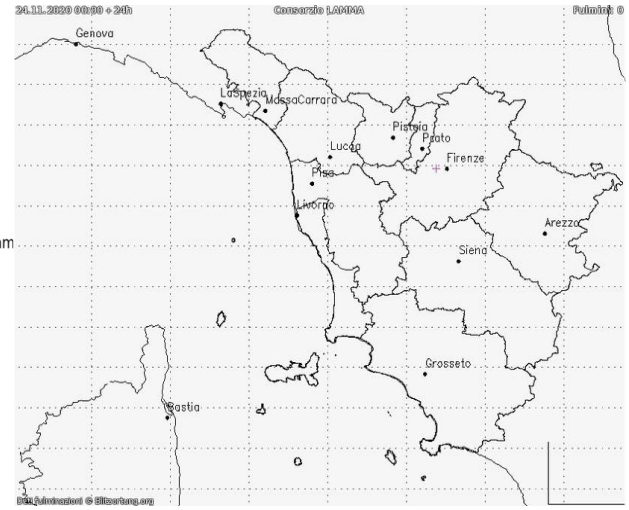

Mercoledi' 25 Novembre 2020

Situazione: un vasto campo di alta pressione protegge il Mediterraneo centrale dal transito delle perturbazioni atlantiche.

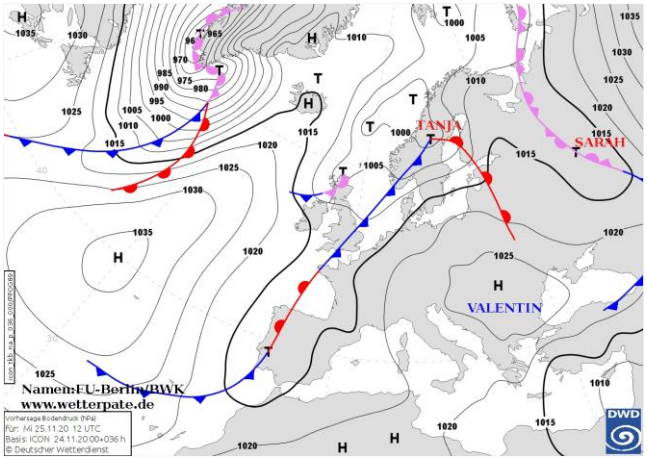

Pressione al suolo e fronti del 25 Novembre alle 12 UTC


Meteosat HRV del 25 Novembre alle 12 UTC

situazione in Toscana

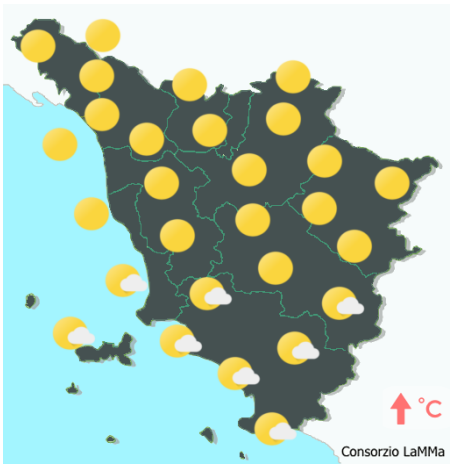

mattina

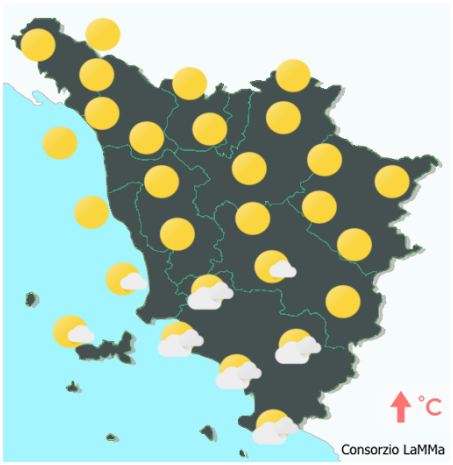

pomeriggio



sera

Stato del cielo: sereno o poco nuvoloso salvo addensamenti di tipo basso sul grossetano

Fenomeni: nessuno.

Venti: deboli variabili nell'interno, tendenti a provenire da est-sud-est sulla costa.

Mari: poco mossi.

Temperature: in aumento.

		Arezzo	Firenze	Grosseto	Livorno	Lucca	Massa	Pisa	Pistoia	Prato	Siena
T. min	osservata	-2	-1	4	9	1	4	2	1	4	6
	anomalia*	-5	-6	-2	0	-4	-3	-4	-4	-2	1
T. max	osservata	15	15	15	16	13	15	15	14	15	13
	anomalia*	4	2	0	1	1	1	2	1	2	2
Precipitazione (mm/24ore)		0	0	0	0	0	0	0	0	0	0

*anomalia calcolata sulla base della normale climatica decadale 1981-2010 Dati: SIR-Regione Toscana, AM, LaMMA

Temperatura Minima del 25/11/2020

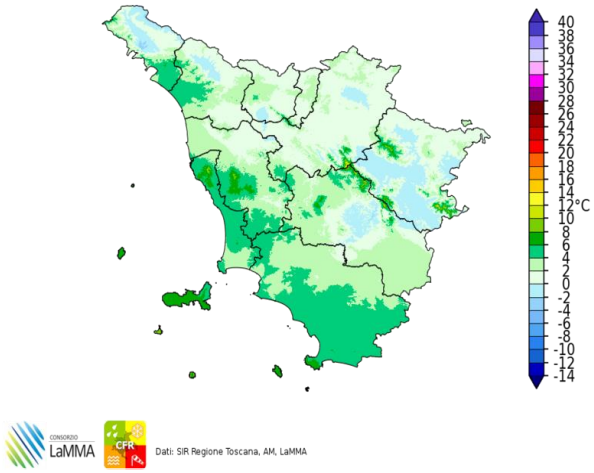

Dati: SIR Regione Toscana, AM, LaMMA

Differenza della Temperatura Minima tra 25/11/2020 e 24/11/2020

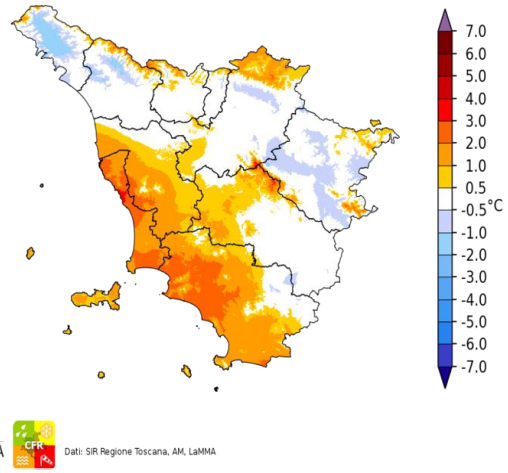

Dati: SIR Regione Toscana, AM, LaMMA

Temperatura Massima del 25/11/2020

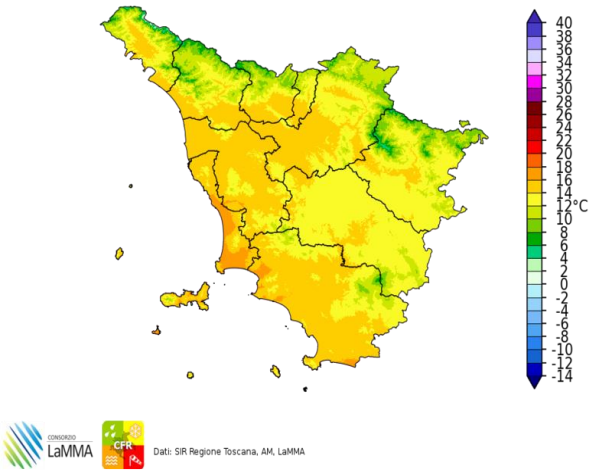

Dati: SIR Regione Toscana, AM, LaMMA

Differenza della Temperatura Massima tra 25/11/2020 e 24/11/2020

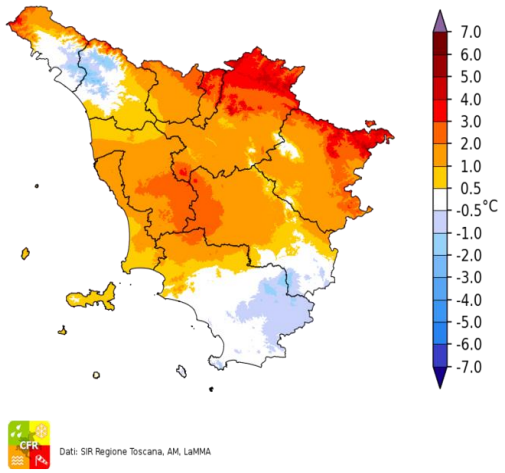

Dati: SIR Regione Toscana, AM, LaMMA

Precipitazione del 25/11/2020

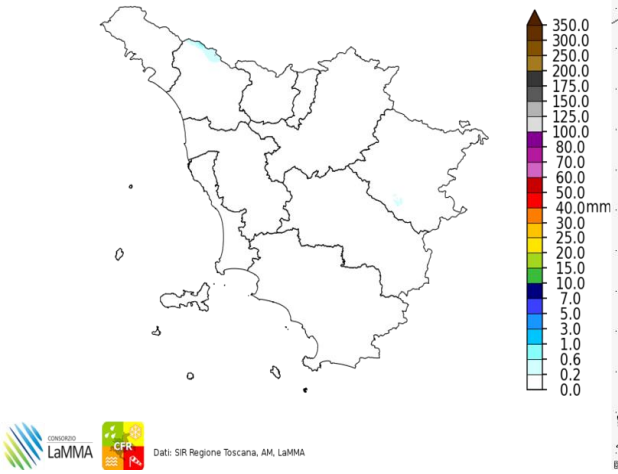

Dati: SIR Regione Toscana, AM, LaMMA

Fulminazioni osservate il giorno 25 Novembre

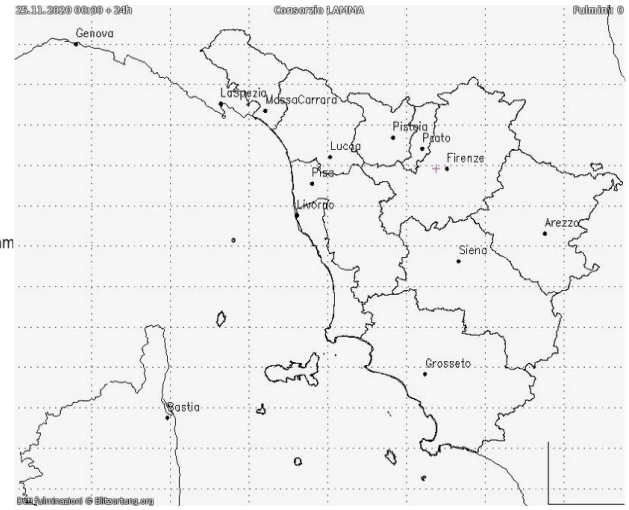

Giovedi' 26 Novembre 2020

Situazione: un vasto campo di alta pressione interessa il Mediterraneo centrale e orientale, una depressione sulla penisola iberica tende lentamente ad interessare le isole maggiori e i versanti tirrenici della penisola.

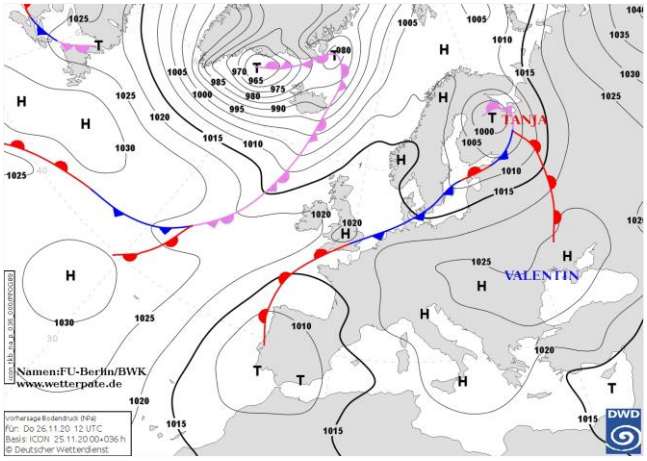

Pressione al suolo e fronti del 26 Novembre alle 12 UTC


Meteosat HRV del 26 Novembre alle 12 UTC

situazione in Toscana



mattina

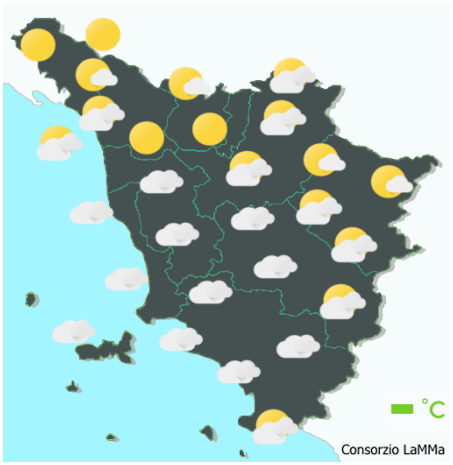

pomeriggio

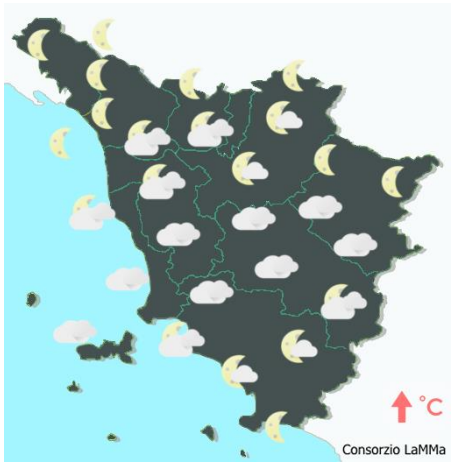

sera

Stato del cielo: poco nuvoloso sulle zone settentrionali, nuvoloso su quelle meridionali.

Fenomeni: nessuno.

Venti: tra deboli e localmente moderati da est, sud-est sulla costa meridionale e in Arcipelago; deboli variabili nell'interno.

Mari: poco mossi, localmente mossi a largo.

Temperature: minime in aumento.

		Arezzo	Firenze	Grosseto	Livorno	Lucca	Massa	Pisa	Pistoia	Prato	Siena
T. min	osservata	0	1	6	9	3	5	3	2	6	6
	anomalia*	-3	-3	0	1	-2	-2	-2	-3	0	0
T. max	osservata	12	16	14	15	14	16	16	14	15	12
	anomalia*	1	3	0	0	2	1	2	1	2	0
Precipitazione (mm/24ore)		0	0	0	0	0	0	0	0	0	0

*anomalia calcolata sulla base della normale climatica decadale 1981-2010 Dati: SIR-Regione Toscana, AM, LaMMA

Temperatura Minima del 26/11/2020

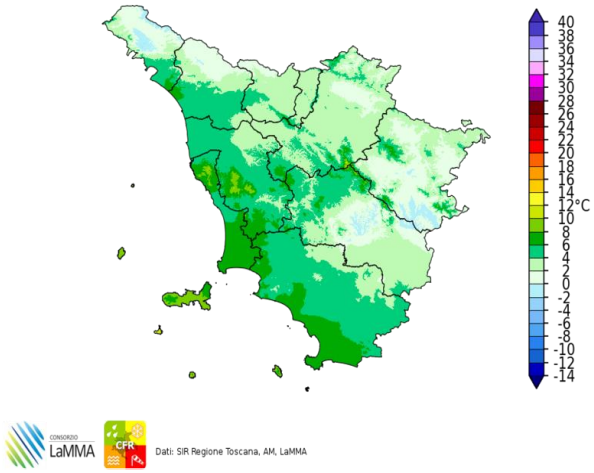

Dati: SIR Regione Toscana, AM, LaMMA

Differenza della Temperatura Minima tra 26/11/2020 e 25/11/2020

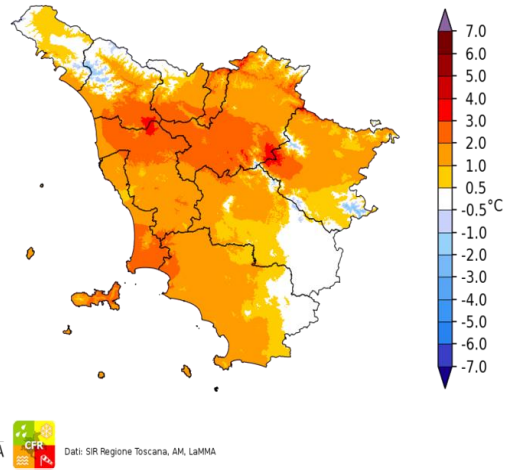

Dati: SIR Regione Toscana, AM, LaMMA

Temperatura Massima del 26/11/2020

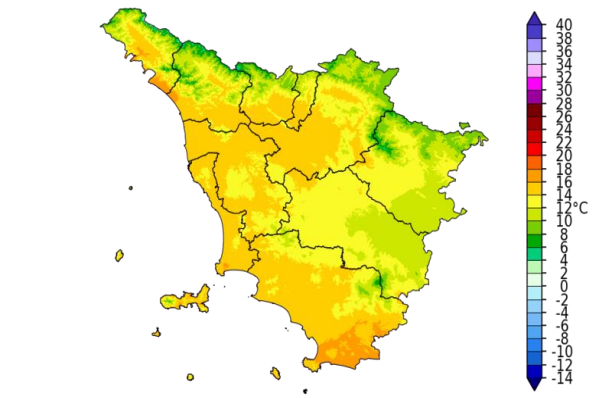

Dati: SIR Regione Toscana, AM, LaMMA

Differenza della Temperatura Massima tra 26/11/2020 e 25/11/2020

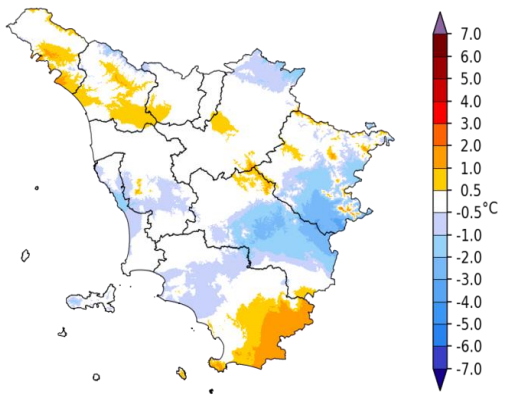

Dati: SIR Regione Toscana, AM, LaMMA

Precipitazione del 26/11/2020

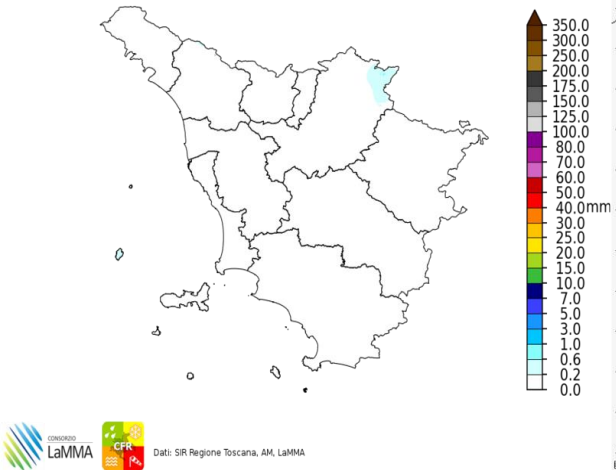

Dati: SIR Regione Toscana, AM, LaMMA

Fulminazioni osservate il giorno 26 Novembre

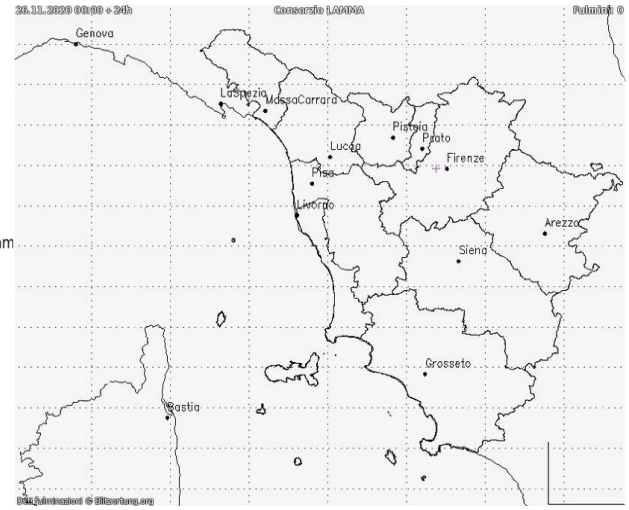

Venerdi' 27 Novembre 2020

Situazione: un vasto campo di alta pressione interessa il Mediterraneo centrale e orientale, tuttavia una depressione sulla penisola iberica inizia ad interessare le isole maggiori e i versanti tirrenici centro-meridionali della penisola.

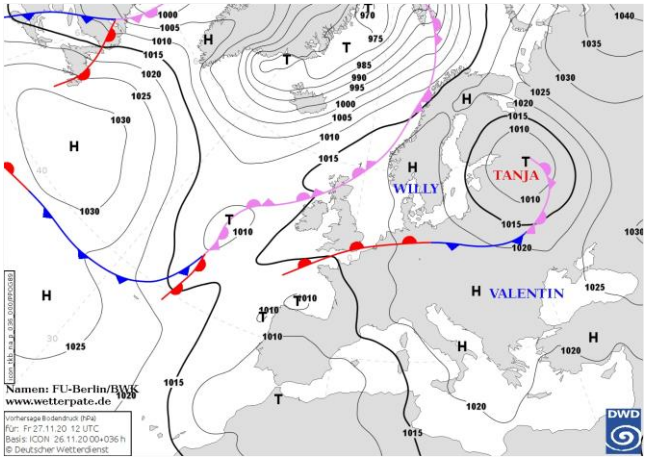

Pressione al suolo e fronti del 27 Novembre alle 12 UTC


Meteosat HRV del 27 Novembre alle 12 UTC

situazione in Toscana

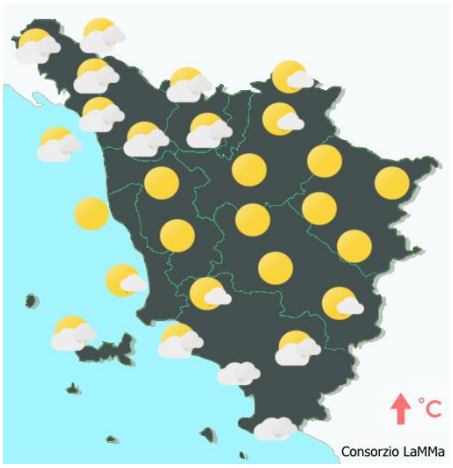

mattina

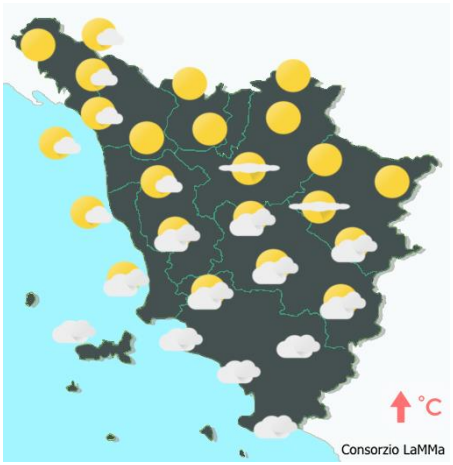

pomeriggio



sera

Stato del cielo: parzialmente nuvoloso

Fenomeni: deboli piogge in serata sul nord ovest, sul litorale meridionale, in Arcipelago.

Venti: moderati di Scirocco su costa e Arcipelago. Deboli nell'interno.

Mari: poco mossi, ma tendenti a mossi a partire dai bacini meridionali.

Temperature: in aumento.

		Arezzo	Firenze	Grosseto	Livorno	Lucca	Massa	Pisa	Pistoia	Prato	Siena
T. min	osservata	4	5	6	12	8	8	7	8	9	8
	anomalia*	1	1	1	3	2	2	2	3	3	3
T. max	osservata	14	18	16	17	16	18	18	17	18	14
	anomalia*	3	5	1	2	3	3	4	4	5	3
Precipitazione (mm/24ore)		0	0	4	0	0	0	0	0	0	0

*anomalia calcolata sulla base della normale climatica decadale 1981-2010

Dati: SIR-Regione Toscana, AM, LaMMA

Temperatura Minima del 27/11/2020

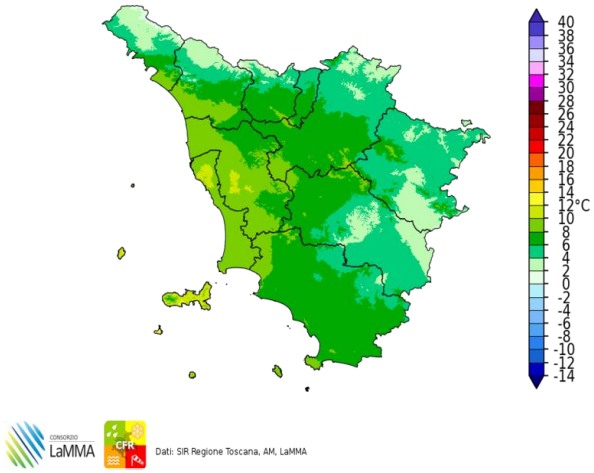

Dati: SIR Regione Toscana, AM, LaMMA

Differenza della Temperatura Minima tra 27/11/2020 e 26/11/2020

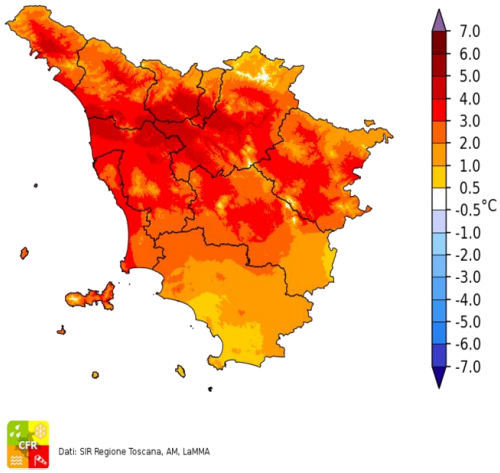

Dati: SIR Regione Toscana, AM, LaMMA

Temperatura Massima del 27/11/2020

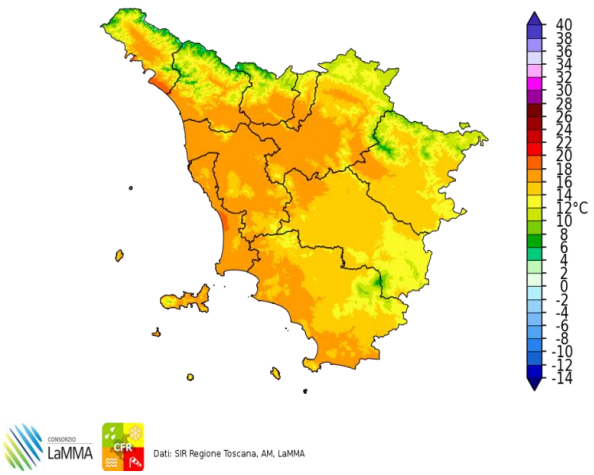

Dati: SIR Regione Toscana, AM, LaMMA

Differenza della Temperatura Massima tra 27/11/2020 e 26/11/2020

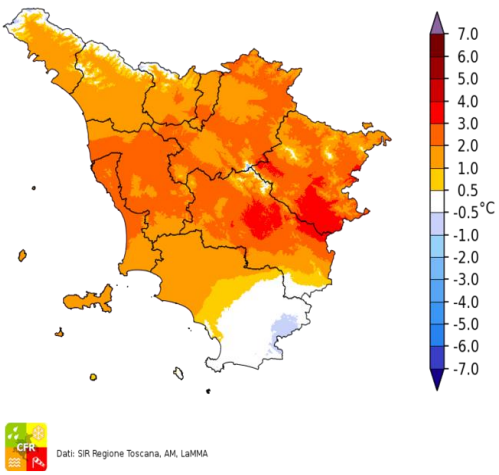

Dati: SIR Regione Toscana, AM, LaMMA

Precipitazione del 27/11/2020

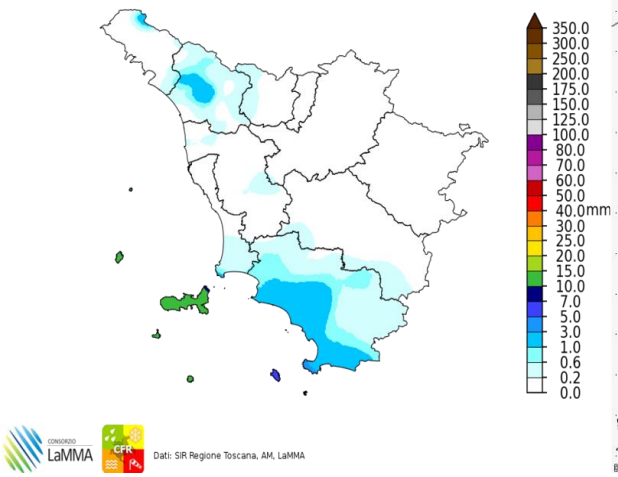

Dati: SIR Regione Toscana, AM, LaMMA

Fulminazioni osservate il giorno 27 Novembre

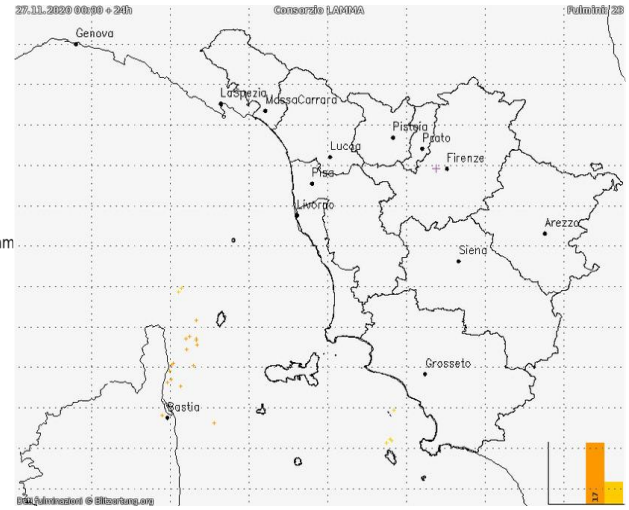

Sabato 28 Novembre 2020

Situazione: una perturbazione transita sul centro sud della penisola italiana, interessando solo marginalmente la nostra regione.

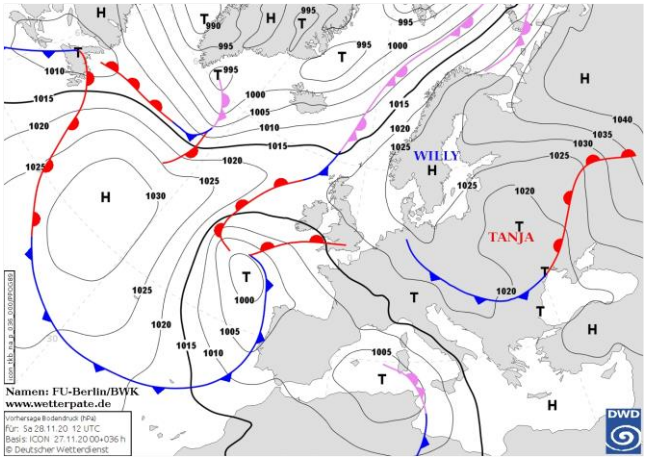

Pressione al suolo e fronti del 28 Novembre alle 12 UTC


Meteosat HRV del 28 Novembre alle 12 UTC

situazione in Toscana



mattina

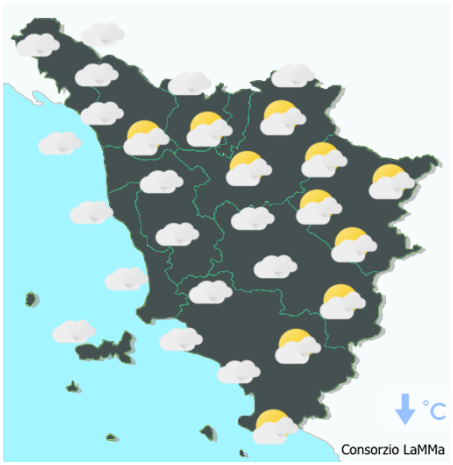

pomeriggio



sera

Stato del cielo: nuvoloso.

Fenomeni: residue precipitazioni nottetempo e al primo mattino su Arcipelago e, più deboli e sparse, sulle zone occidentali.

Venti: inizialmente deboli orientali nell'interno, moderati di Scirocco sulle zone costiere centro meridionali e in Arcipelago, ma tendenti a divenire da nord est ovunque e a rinforzare.
Mari: mossi, soprattutto al largo.

Temperature: miti.

		Arezzo	Firenze	Grosseto	Livorno	Lucca	Massa	Pisa	Pistoia	Prato	Siena
T. min	osservata	7	9	8	12	9	9	10	9	11	10
	anomalia*	4	4	2	4	4	3	4	4	5	4
T. max	osservata	16	16	15	16	15	18	15	15	15	14
	anomalia*	5	3	0	1	3	3	2	2	2	2
Precipitazione (mm/24ore)		0	0	1	3	0	1	0	0	0	0

*anomalia calcolata sulla base della normale climatica decadale 1981-2010 Dati: SIR-Regione Toscana, AM, LaMMA

Temperatura Minima del 28/11/2020

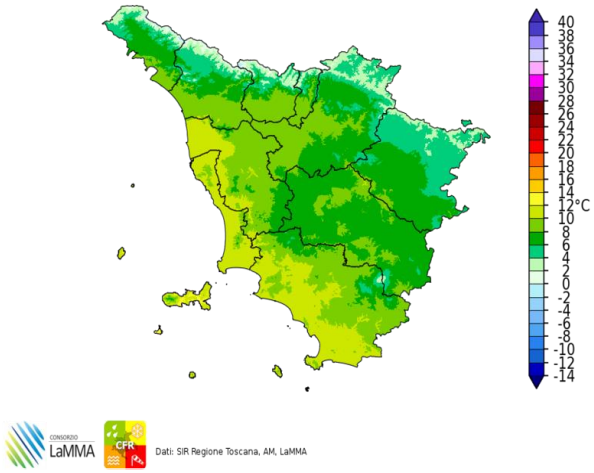

Dati: SIR Regione Toscana, AM, LaMMA

Differenza della Temperatura Minima tra 28/11/2020 e 27/11/2020

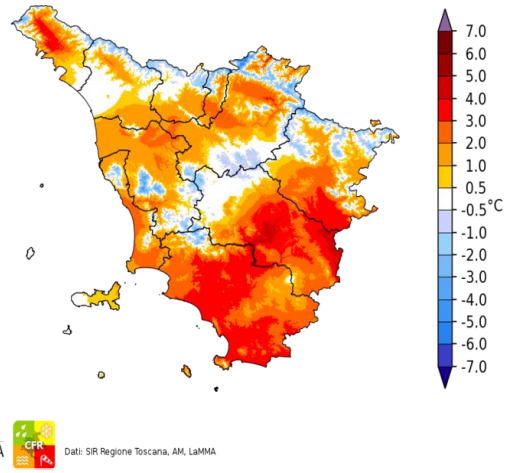

Dati: SIR Regione Toscana, AM, LaMMA

Temperatura Massima del 28/11/2020

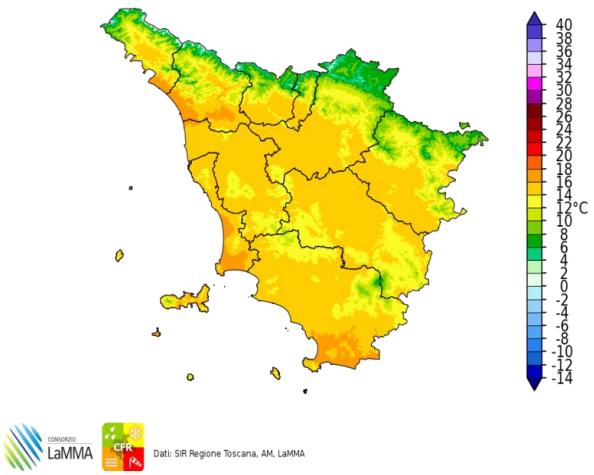

Dati: SIR Regione Toscana, AM, LaMMA

Differenza della Temperatura Massima tra 28/11/2020 e 27/11/2020

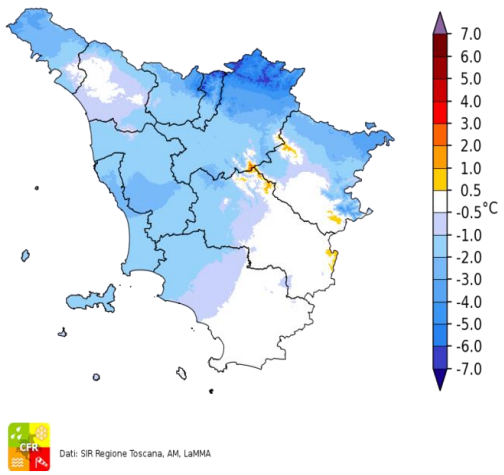

Dati: SIR Regione Toscana, AM, LaMMA

Precipitazione del 28/11/2020

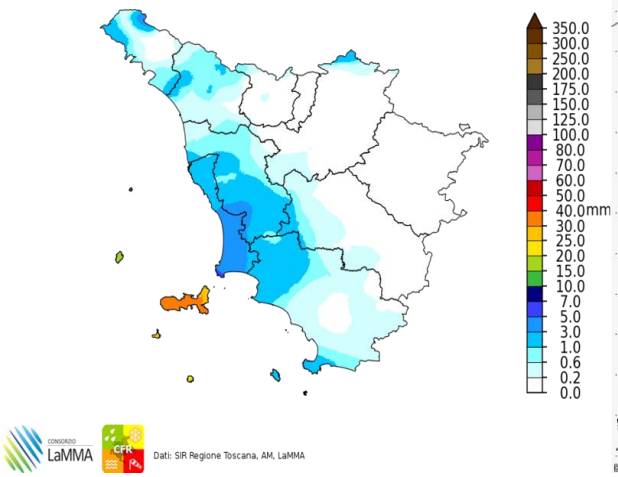

Dati: SIR Regione Toscana, AM, LaMMA

Fulminazioni osservate il giorno 28 Novembre

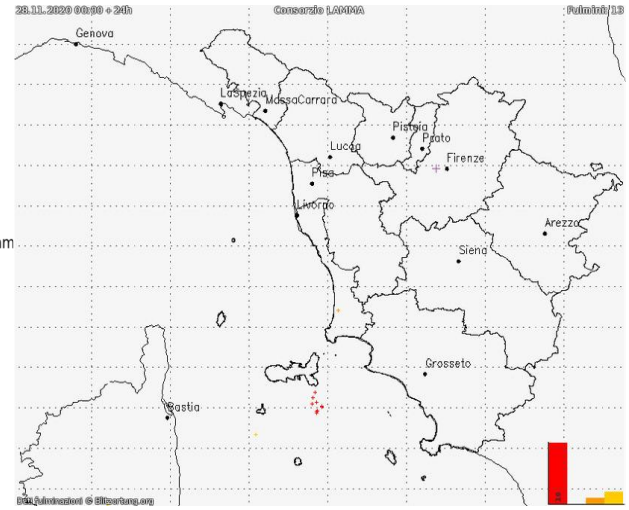

Domenica 29 Novembre 2020

Situazione: un centro di bassa pressione tra Sicilia e Tunisia fa affluire aria fredda da est sulla regione.

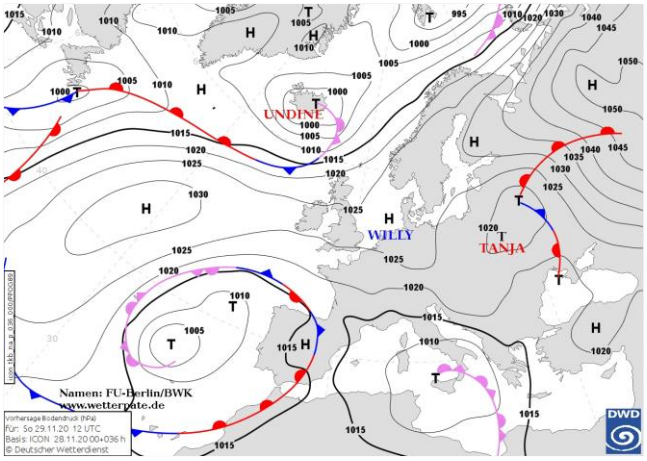

Pressione al suolo e fronti del 29 Novembre alle 12 UTC


Meteosat HRV del 29 Novembre alle 12 UTC

situazione in Toscana

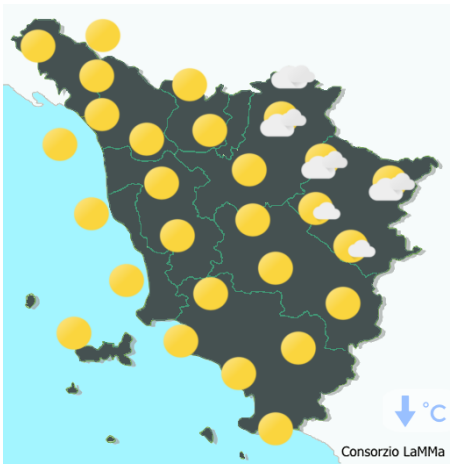

mattina

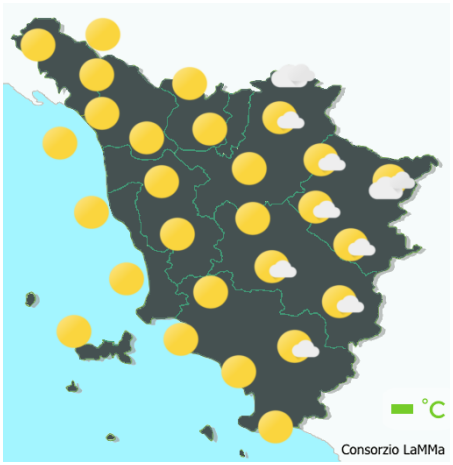

pomeriggio



sera

Stato del cielo: sereno o poco nuvoloso con addensamenti sui versanti orientali dell'Appennino.

Fenomeni: nessuno.

Venti: moderati orientali con rinforzi sulla costa, in Arcipelago, sui rilievi e allo sbocco delle valli appenniniche.

Mari: mossi o molto mossi al largo.

Temperature: in calo le minime, stazionarie o in locale aumento le massime.

		Arezzo	Firenze	Grosseto	Livorno	Lucca	Massa	Pisa	Pistoia	Prato	Siena
T. min	osservata	9	9	9	11	5	8	7	9	10	8
	anomalia*	6	4	4	3	0	1	2	4	5	2
T. max	osservata	14	16	17	17	16	17	18	15	14	14
	anomalia*	3	3	2	2	4	2	4	2	2	3
Precipitazione (mm/24ore)		0	0	0	0	0	0	0	0	0	0

*anomalia calcolata sulla base della normale climatica decadale 1981-2010 Dati: SIR-Regione Toscana, AM, LaMMA

Temperatura Minima del 29/11/2020

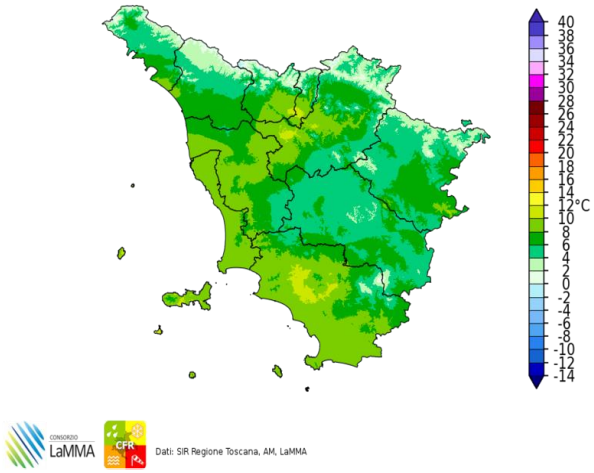

Dati: SIR Regione Toscana, AM, LaMMA

Differenza della Temperatura Minima tra 29/11/2020 e 28/11/2020

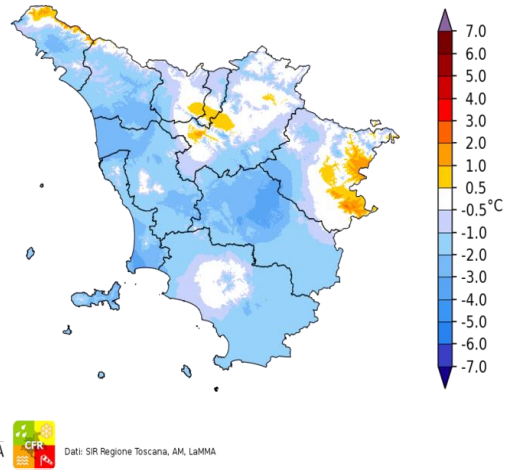

Dati: SIR Regione Toscana, AM, LaMMA

Temperatura Massima del 29/11/2020

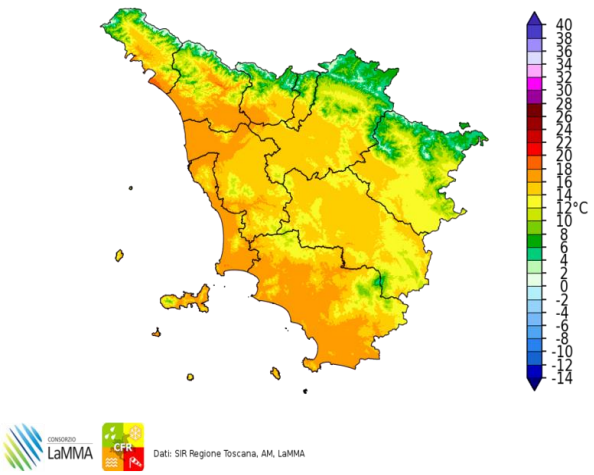

Dati: SIR Regione Toscana, AM, LaMMA

Differenza della Temperatura Massima tra 29/11/2020 e 28/11/2020

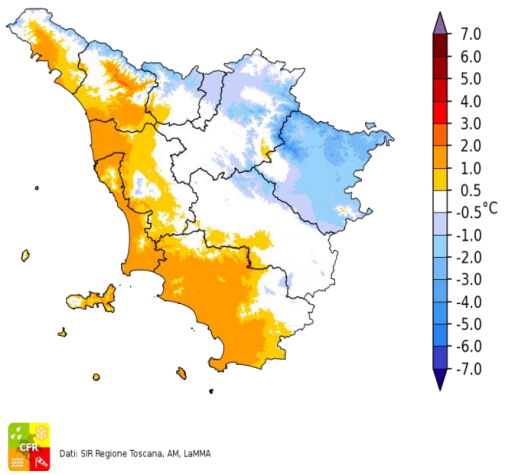

Dati: SIR Regione Toscana, AM, LaMMA

Precipitazione del 29/11/2020

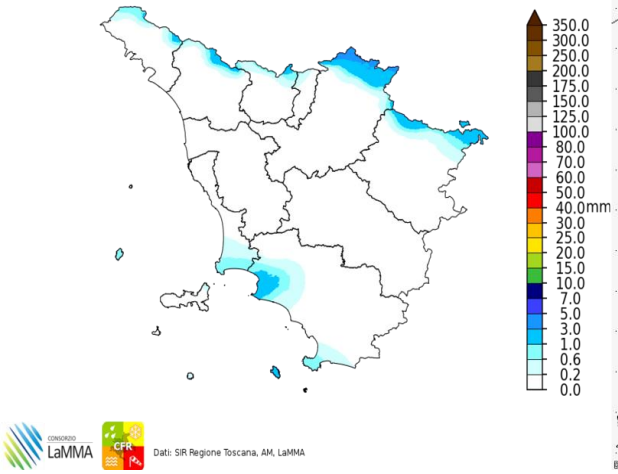

Dati: SIR Regione Toscana, AM, LaMMA

Fulminazioni osservate il giorno 29 Novembre

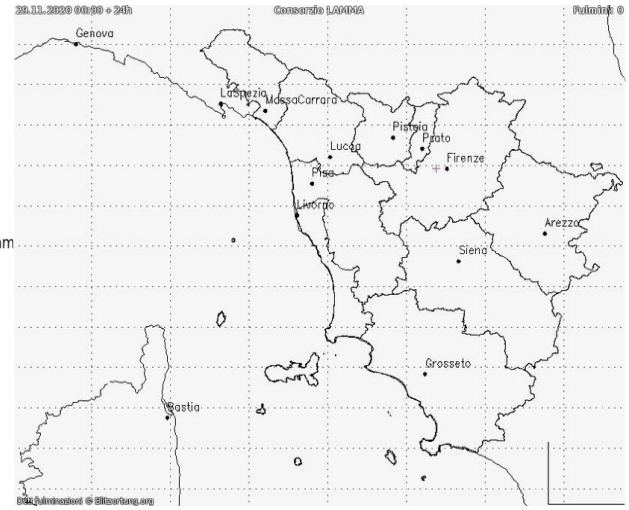

Lunedi' 30 Novembre 2020

Situazione: alta pressione sul Mediterraneo centrale.

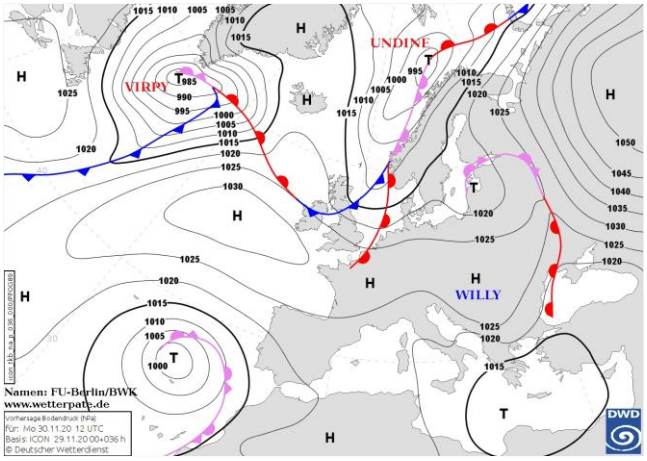

Pressione al suolo e fronti del 30 Novembre alle 12 UTC


Meteosat HRV del 30 Novembre alle 12 UTC

situazione in Toscana

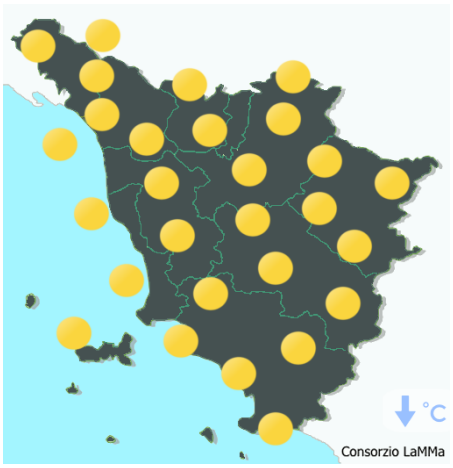

mattina

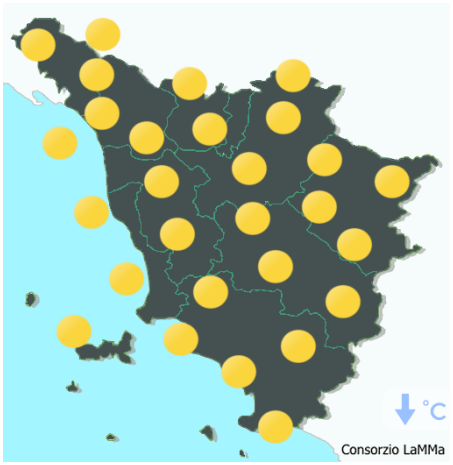

pomeriggio



sera

Stato del cielo: sereno.

Fenomeni: nessuno.

Venti: da deboli a moderati con locali rinforzi da nord est specie su costa e Arcipelago.

Mari: mossi o molto mossi al largo.

Temperature: in calo, più accentuato nei valori minimi con isolate gelate in Appennino e nei fondovalle più interni della regione.

		Arezzo	Firenze	Grosseto	Livorno	Lucca	Massa	Pisa	Pistoia	Prato	Siena
T. min	osservata	3	1	5	10	3	6	5	2	7	5
	anomalia*	0	-4	0	2	-2	-1	-1	-2	1	-1
T. max	osservata	14	16	15	15	14	15	14	15	14	13
	anomalia*	3	3	0	1	1	0	1	2	2	1
Precipitazione (mm/24ore)		0	0	0	0	0	0	0	0	0	0

*anomalia calcolata sulla base della normale climatica decadale 1981-2010 Dati: SIR-Regione Toscana, AM, LaMMA

Temperatura Minima del 30/11/2020

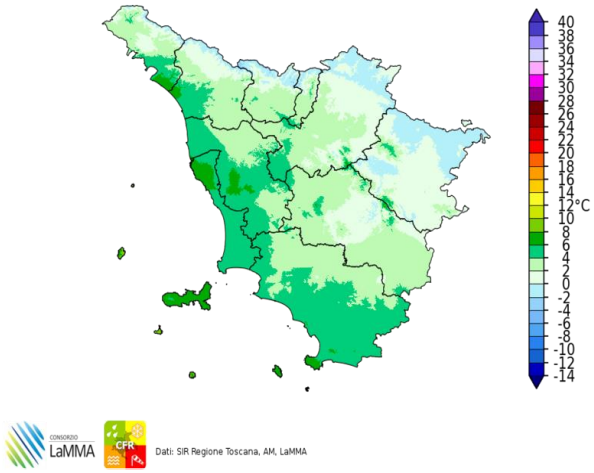

Dati: SIR Regione Toscana, AM, LaMMA

Differenza della Temperatura Minima tra 30/11/2020 e 29/11/2020

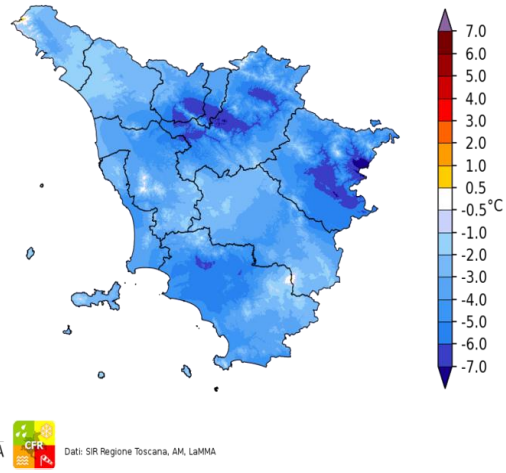

Dati: SIR Regione Toscana, AM, LaMMA

Temperatura Massima del 30/11/2020

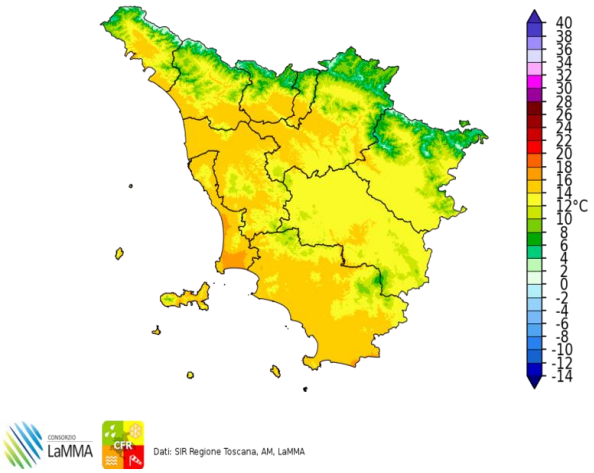

Dati: SIR Regione Toscana, AM, LaMMA

Differenza della Temperatura Massima tra 30/11/2020 e 29/11/2020

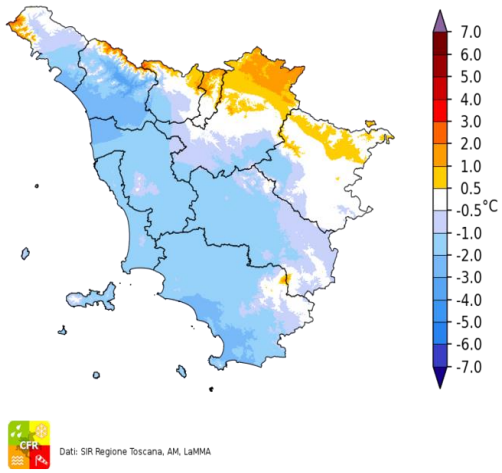

Dati: SIR Regione Toscana, AM, LaMMA

Precipitazione del 30/11/2020

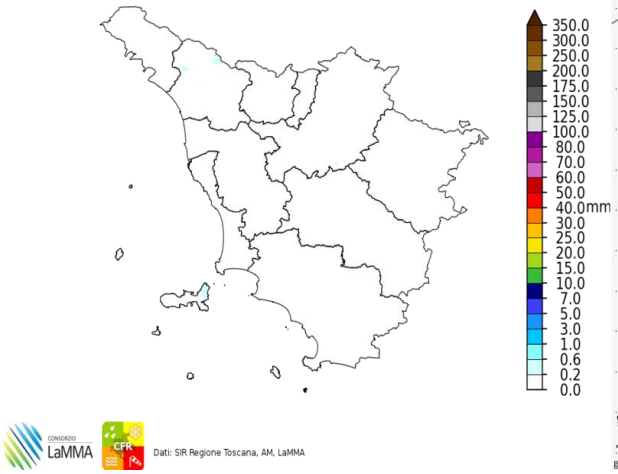

Dati: SIR Regione Toscana, AM, LaMMA

Fulminazioni osservate il giorno 30 Novembre

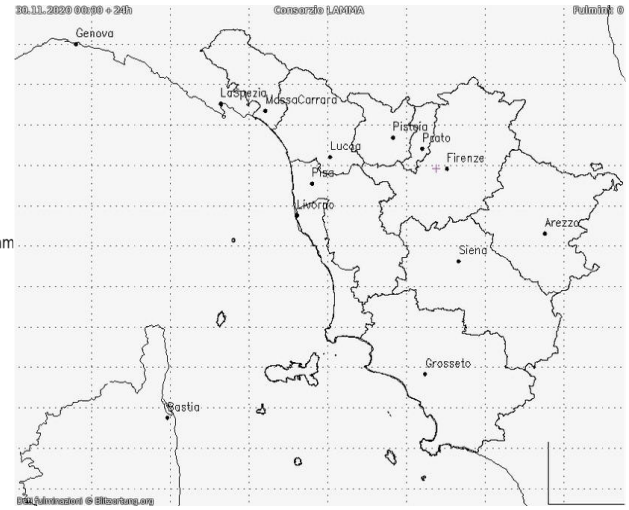

III decade - Quadro regionale – Precipitazioni

Anche la terza decade di Novembre è risultata decisamente secca per il periodo e ha fatto registrare pochissime precipitazioni su gran parte del territorio. Per gran parte della decade non si sono infatti avuti transiti perturbati sulla Toscana; solo a fine periodo una perturbazione ha appena lambito la nostra regione, favorendo precipitazioni significative tuttavia solo in Arcipelago, ove si sono cumulati fino a 40-50 mm. Sul tutto il resto del territorio invece i cumulati decadali risultano nulli o scarsamente significativi.





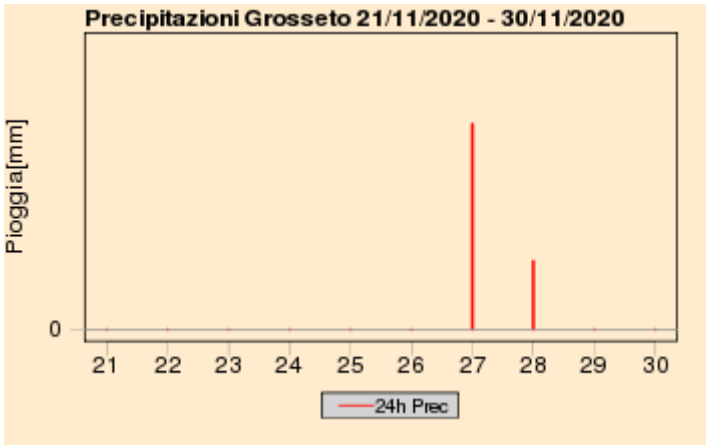

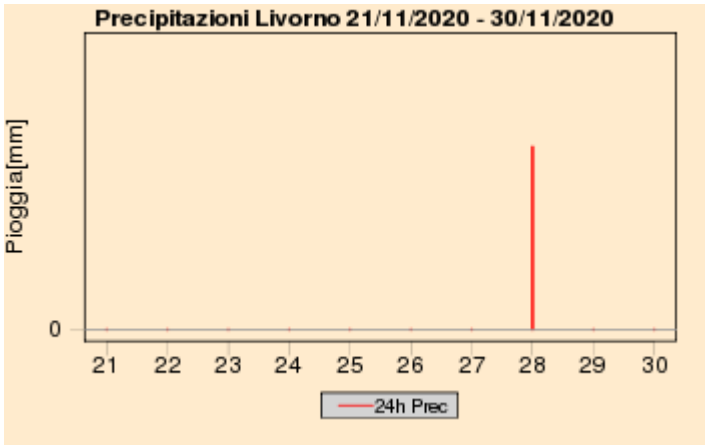

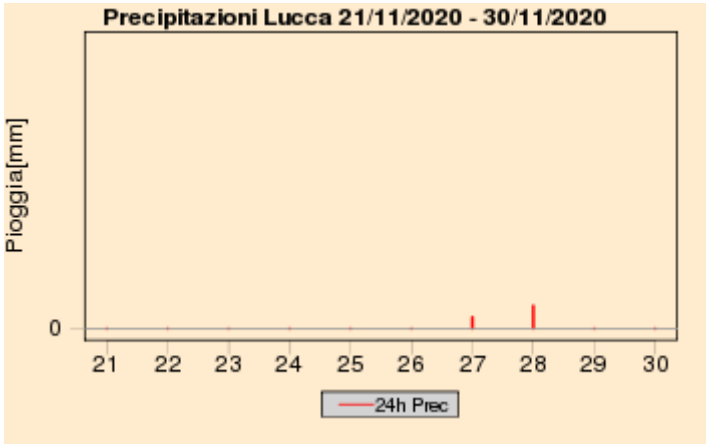

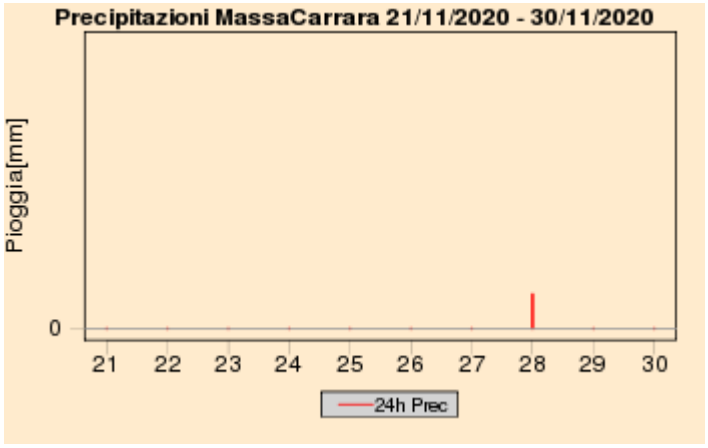

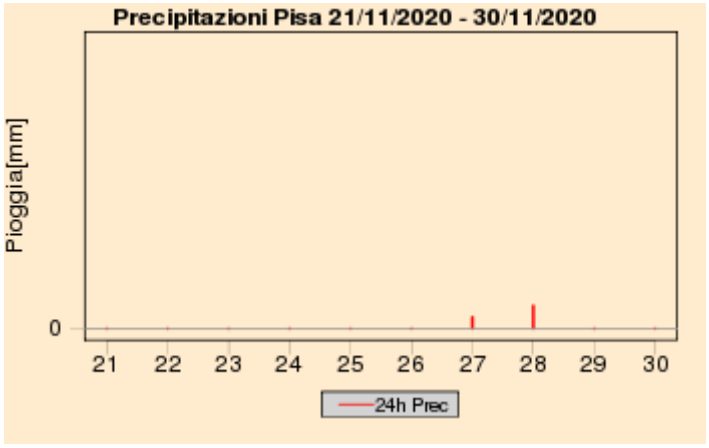







Quadro regionale – Cumulati decadali di precipitazione, anomalia di precipitazione e numero di giorni di pioggia

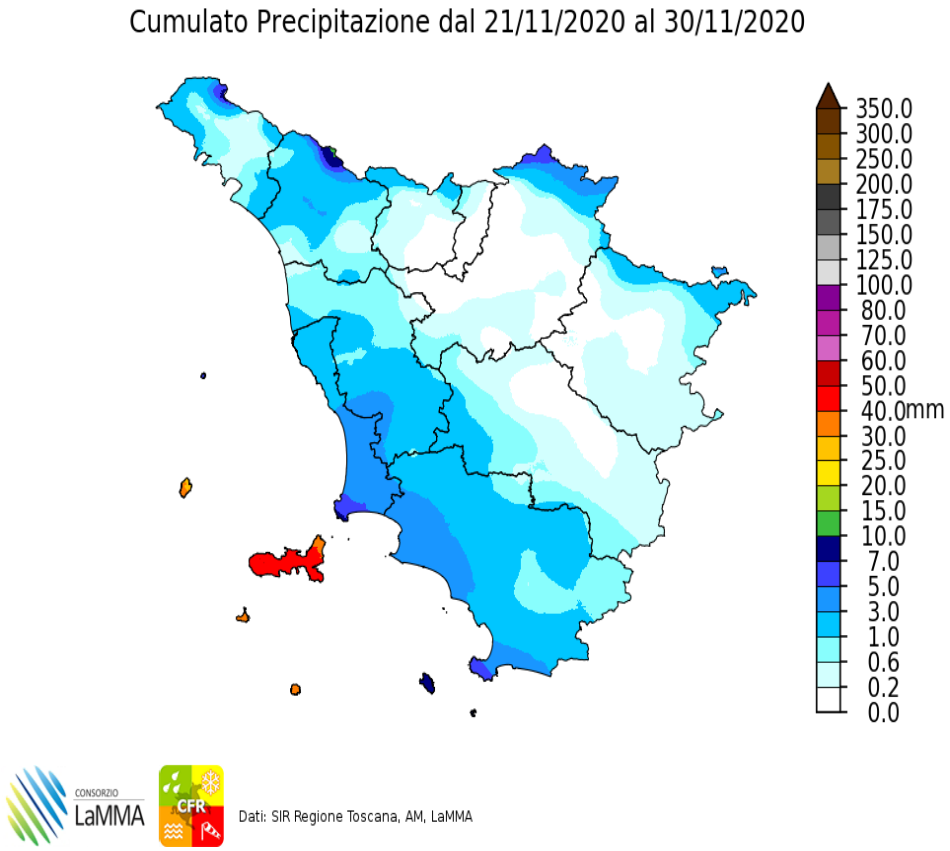

Percentuale di Precipitazione rispetto alla media climatica
dal 21/11/2020 al 30/11/2020

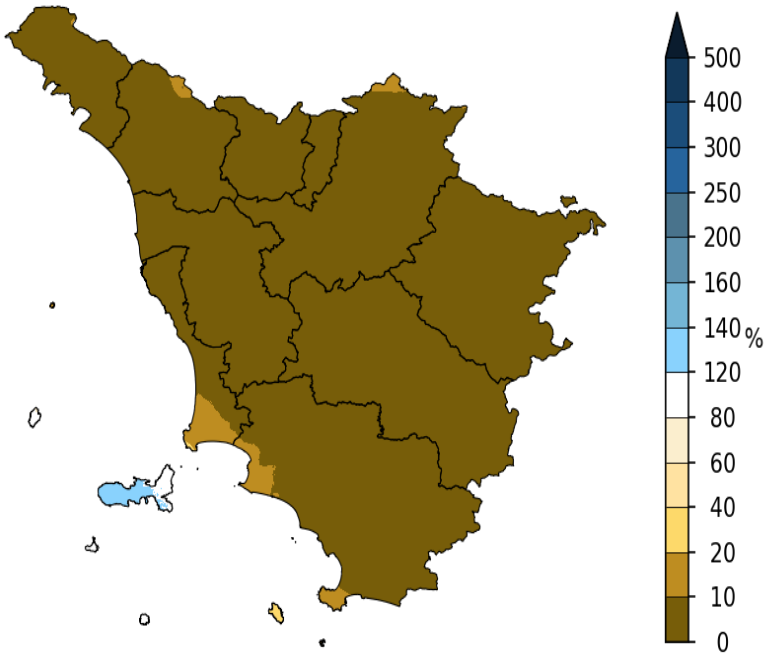

Dati: SIR Regione Toscana, AM, LaMMA

Giorni con Pioggia ≥ di 1 mm dal 21/11/2020 al 30/11/2020

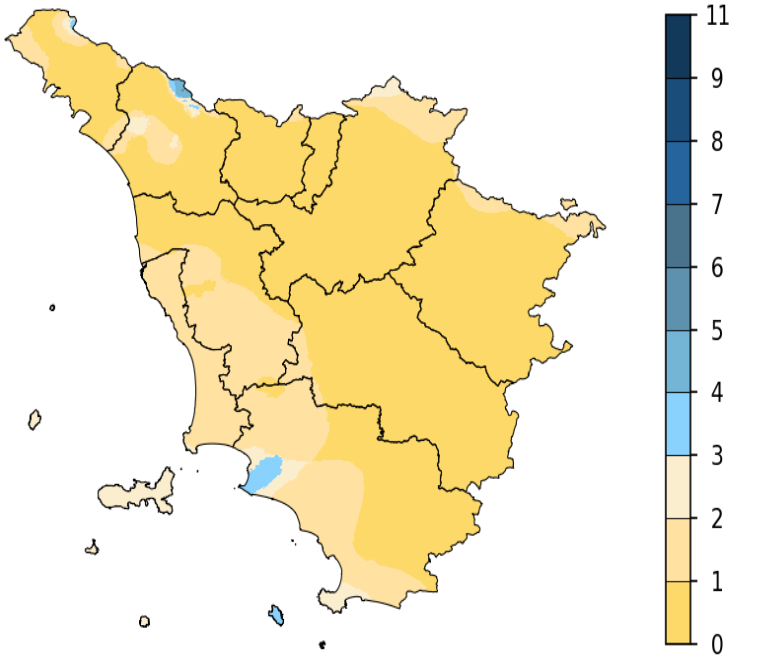

Dati: SIR Regione Toscana, AM, LaMMA

III decade - Quadro regionale – Temperature

Dal punto di vista termico la terza decade di Novembre non fatto registrare particolari anomalie e le temperature si sono grossomodo mantenute in linea con quelle tipiche del periodo o su valori leggermente inferiori. Le minime in particolare sono risultate localmente inferiori alle medie soprattutto sulle zone di pianura interne e nei fondivalle, dove tra il 22 e il 25 si sono registrate frequenti gelate.

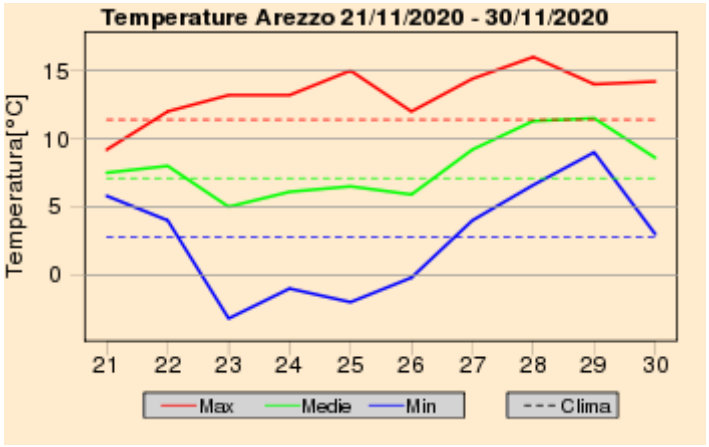

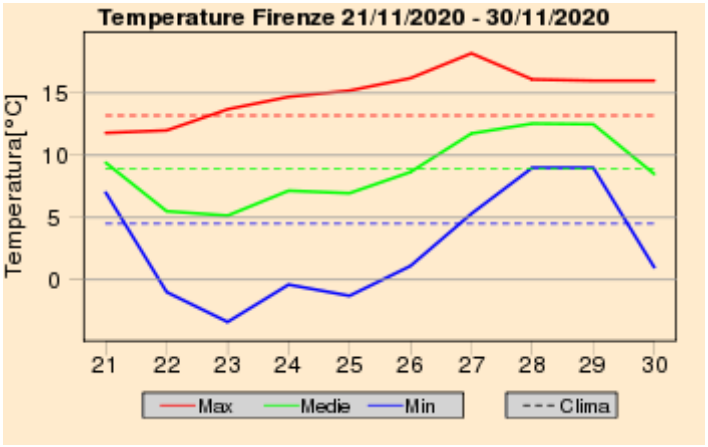

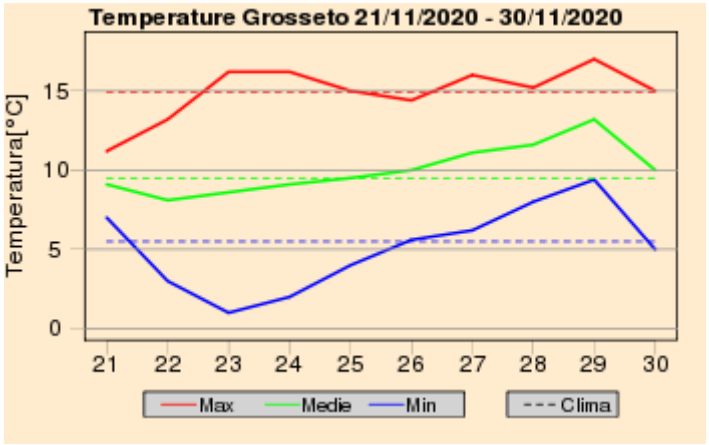

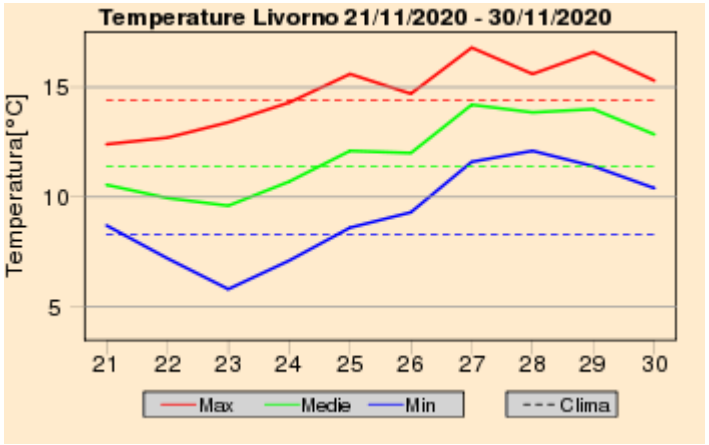

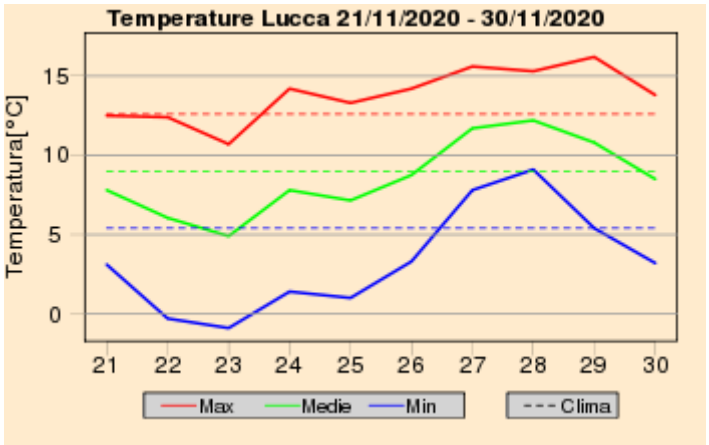

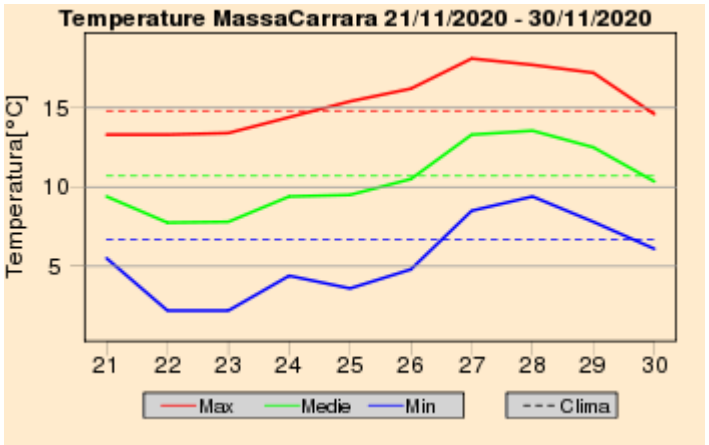

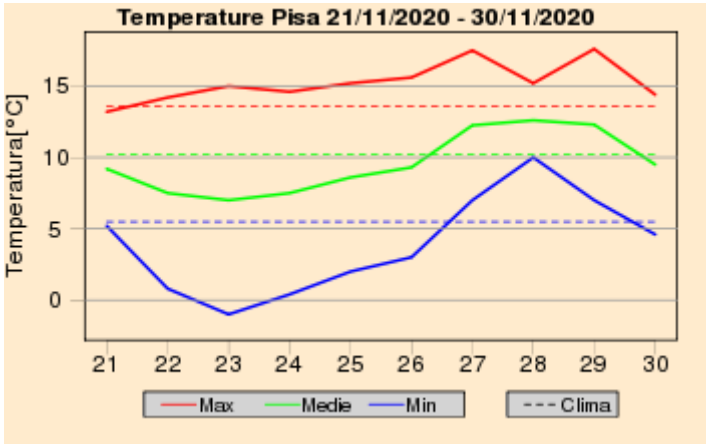

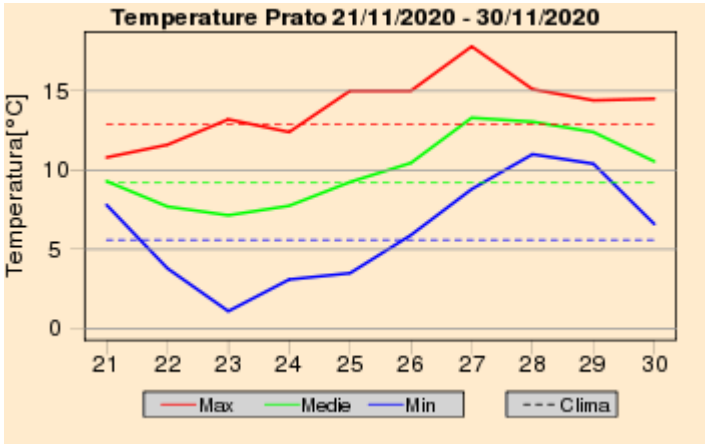

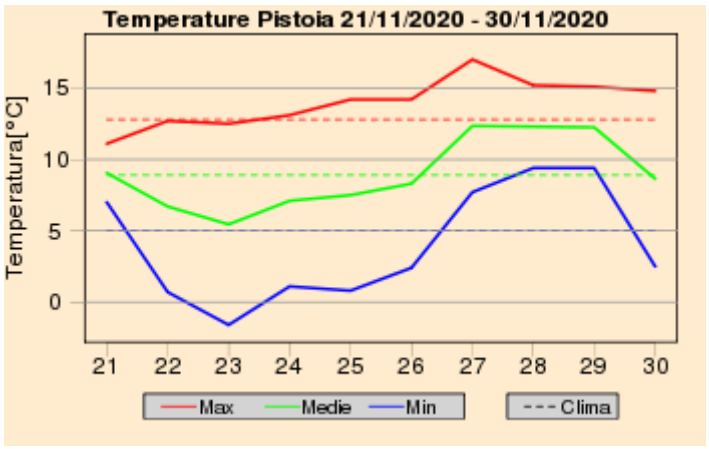

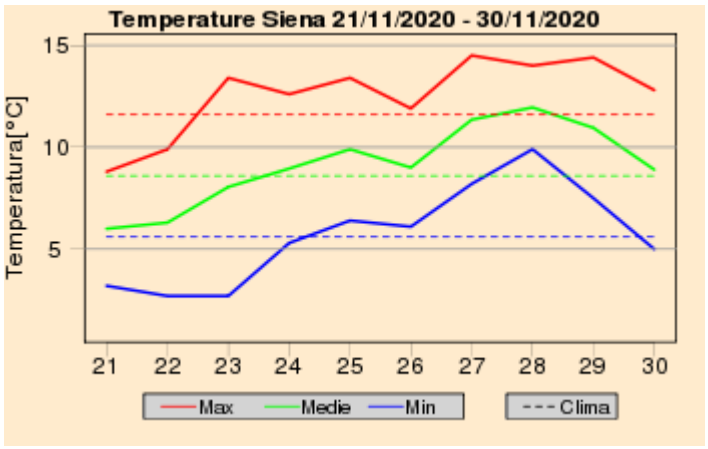

Quadro regionale – Anomalie termiche

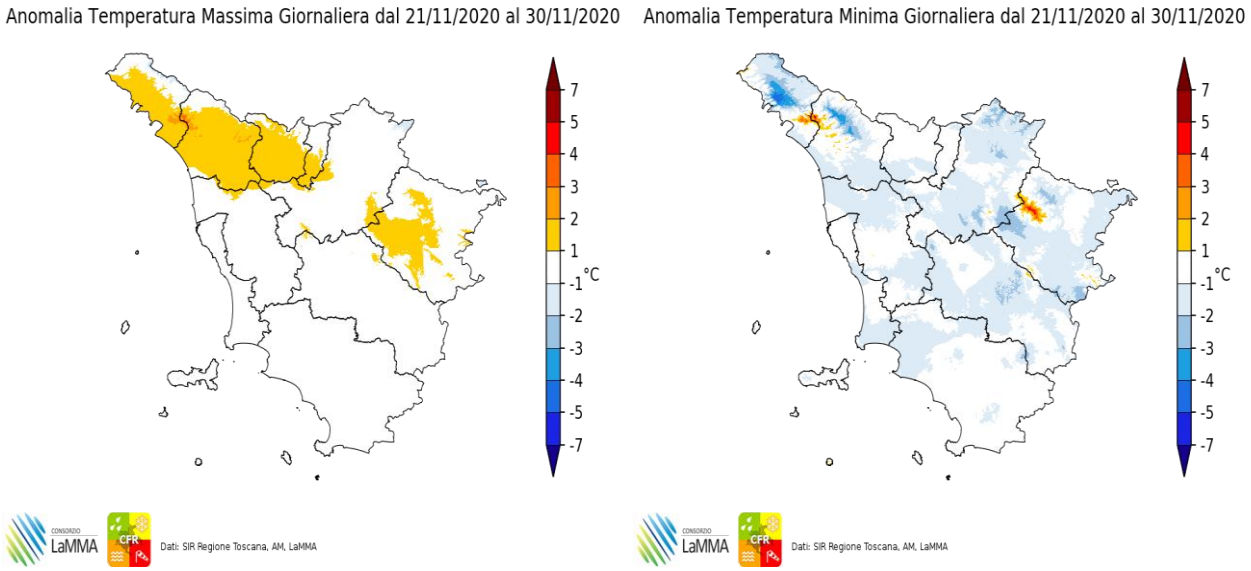

Anomalia termica decadale per le temperature massime e minime giornaliere

Riepilogo Mensile

Grafici mensili: Precipitazioni

Il mese di Novembre è risultato particolarmente siccitoso e ha fatto registrare cumulati di precipitazione sulla nostra regione decisamente inferiori a quanti normalmente se ne osservano in questo periodo. Si tratta infatti del terzo novembre meno piovoso sulla Toscana dal 1955: solo nel 1981 e nel 1983 si erano registrate cosi poche precipitazioni nel mese solitamente più piovoso dell'anno.

Il deficit pluviometrico risulta particolarmente pronunciato e stimabile tra il 70 e l'80 %: i cumulati mensili osservati, quasi ovunque inferiori a 50 mm, rappresentano mediamente infatti il 20-30% dei quantitativi medi del periodo.

Quadro regionale – Precipitazioni osservate nei capoluoghi

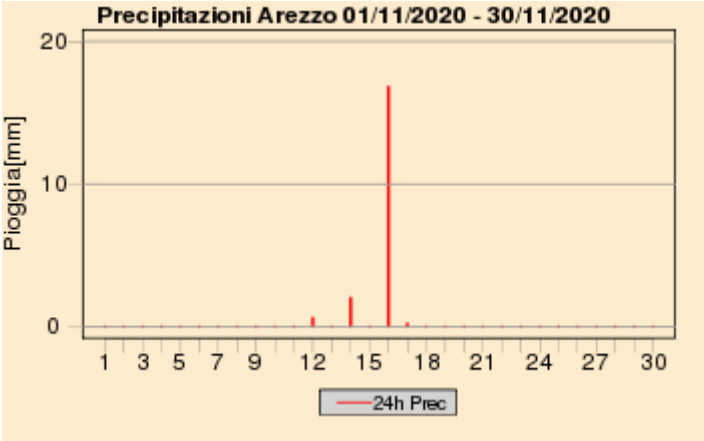

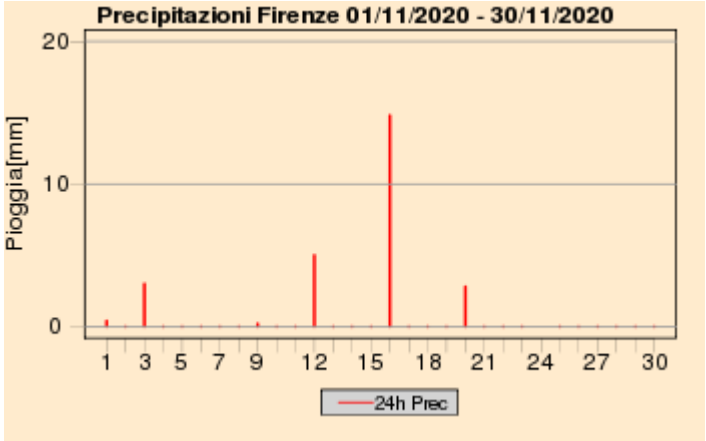

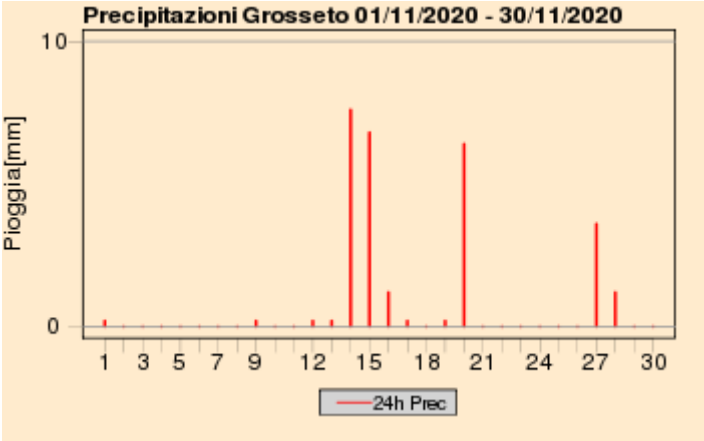

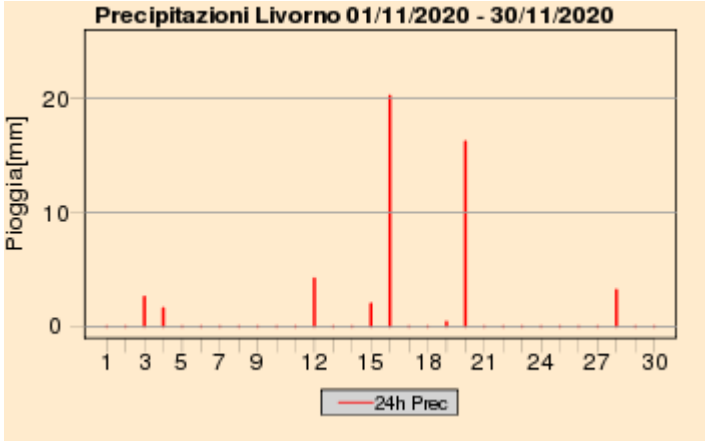

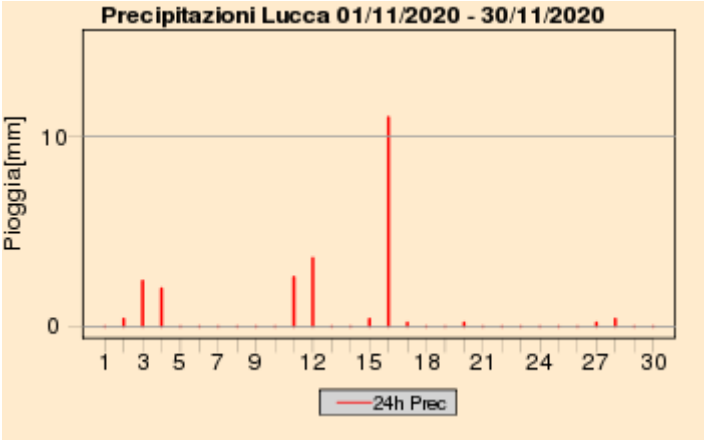

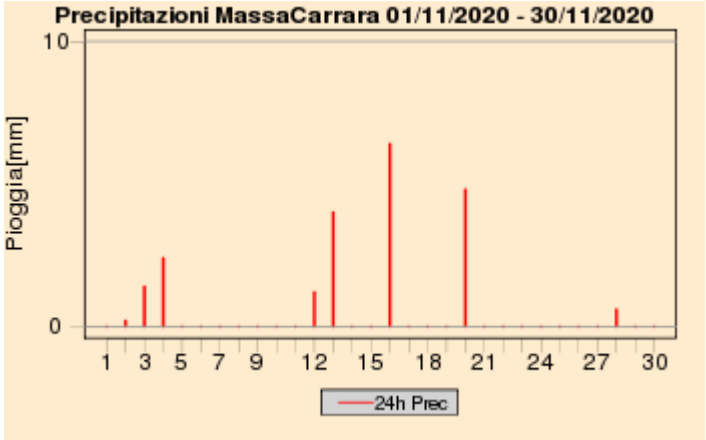

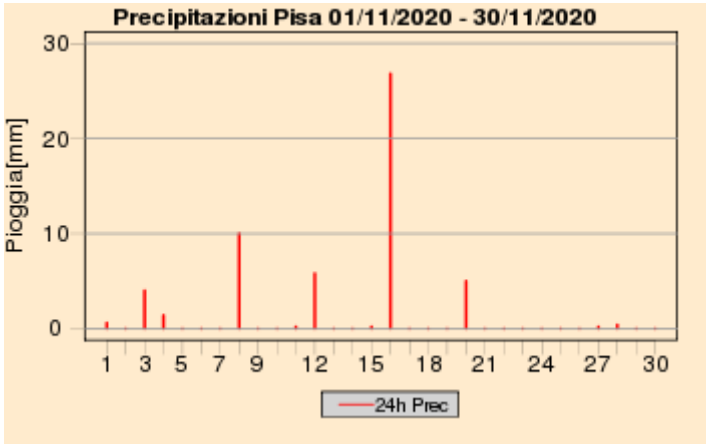

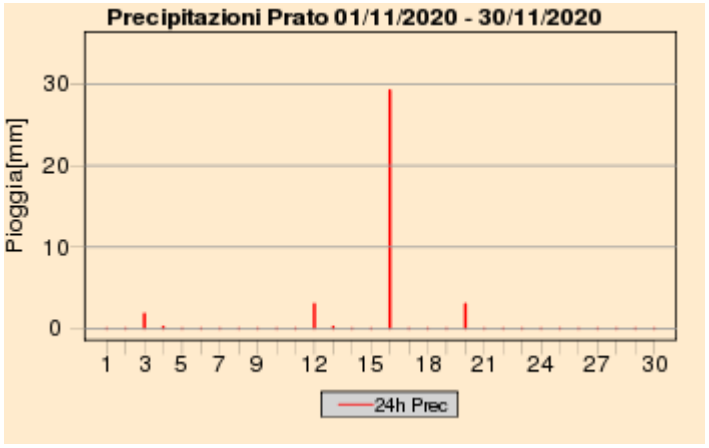

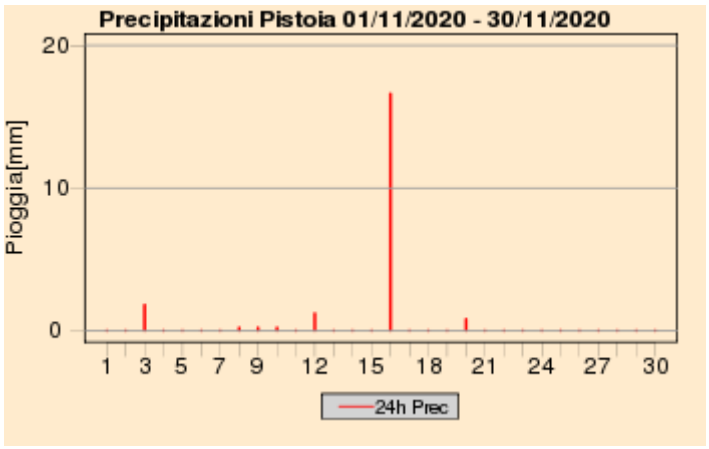

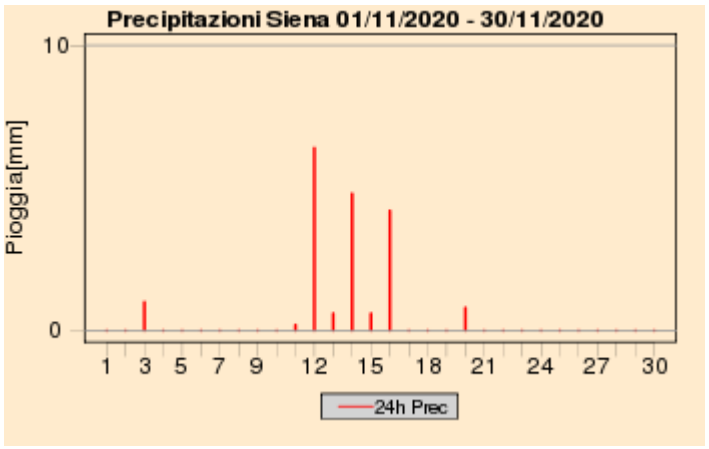

Quadro regionale – Cumulati mensili di precipitazione

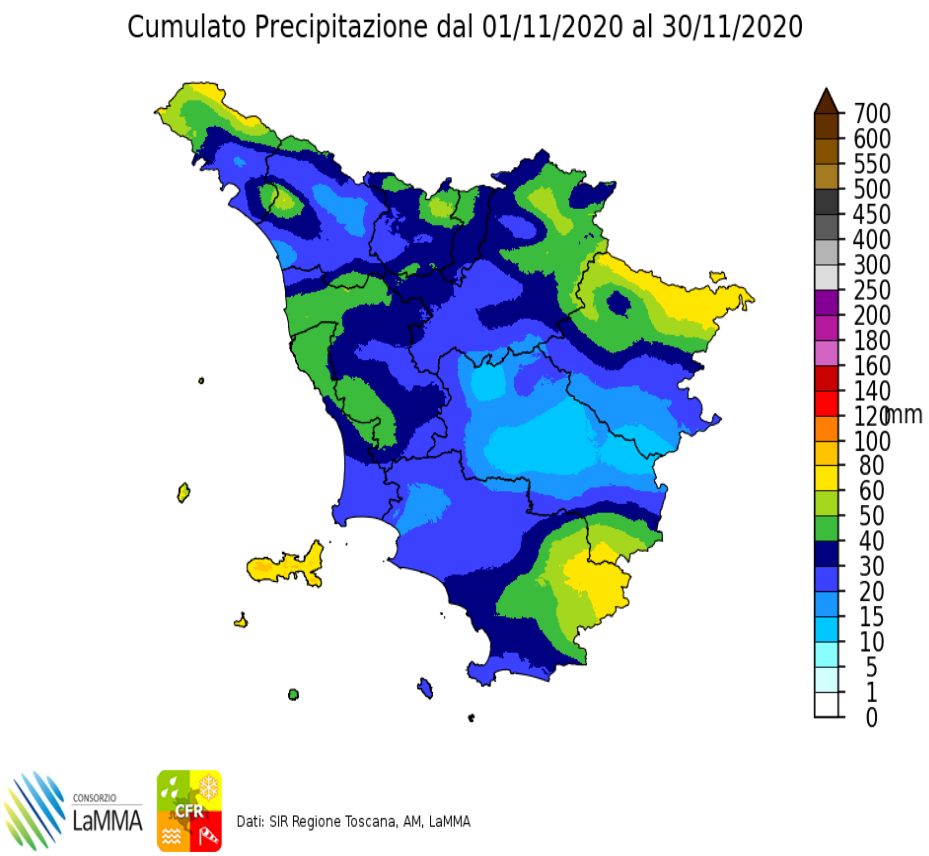

Cumulati mensili di precipitazione sul territorio regionale (Novembre 2020)

Percentuale di Precipitazione rispetto alla media climatica
dal 01/11/2020 al 30/11/2020

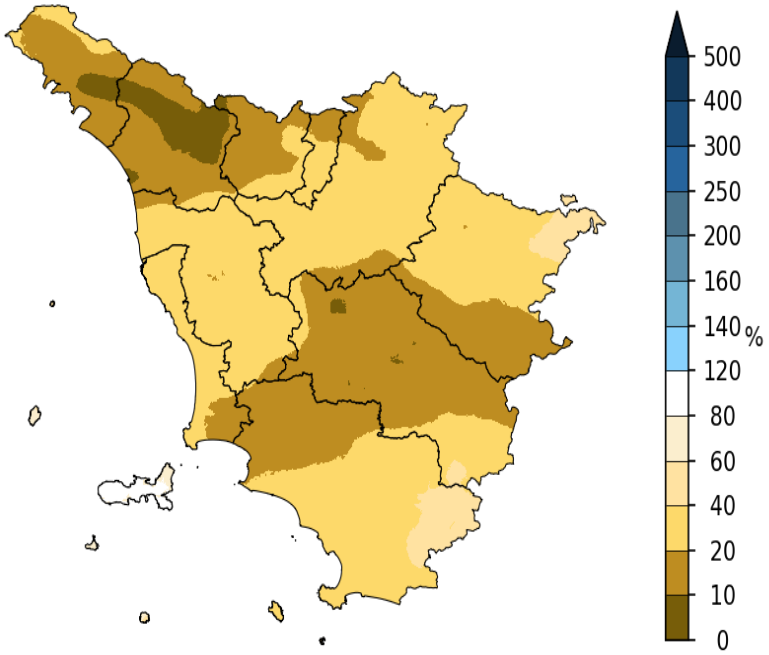

Dati: SIR Regione Toscana, AM, LaMMA

Giorni con Pioggia ≥ di 1 mm dal 01/11/2020 al 30/11/2020

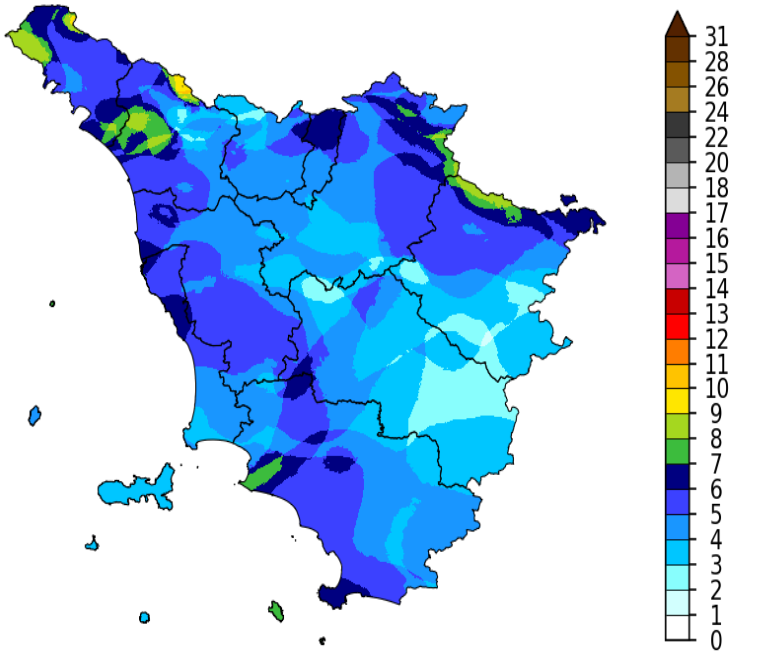

Dati: SIR Regione Toscana, AM, LaMMA

Quadro regionale – Anomalie di precipitazione e del numero di giorni piovosi nei capoluoghi

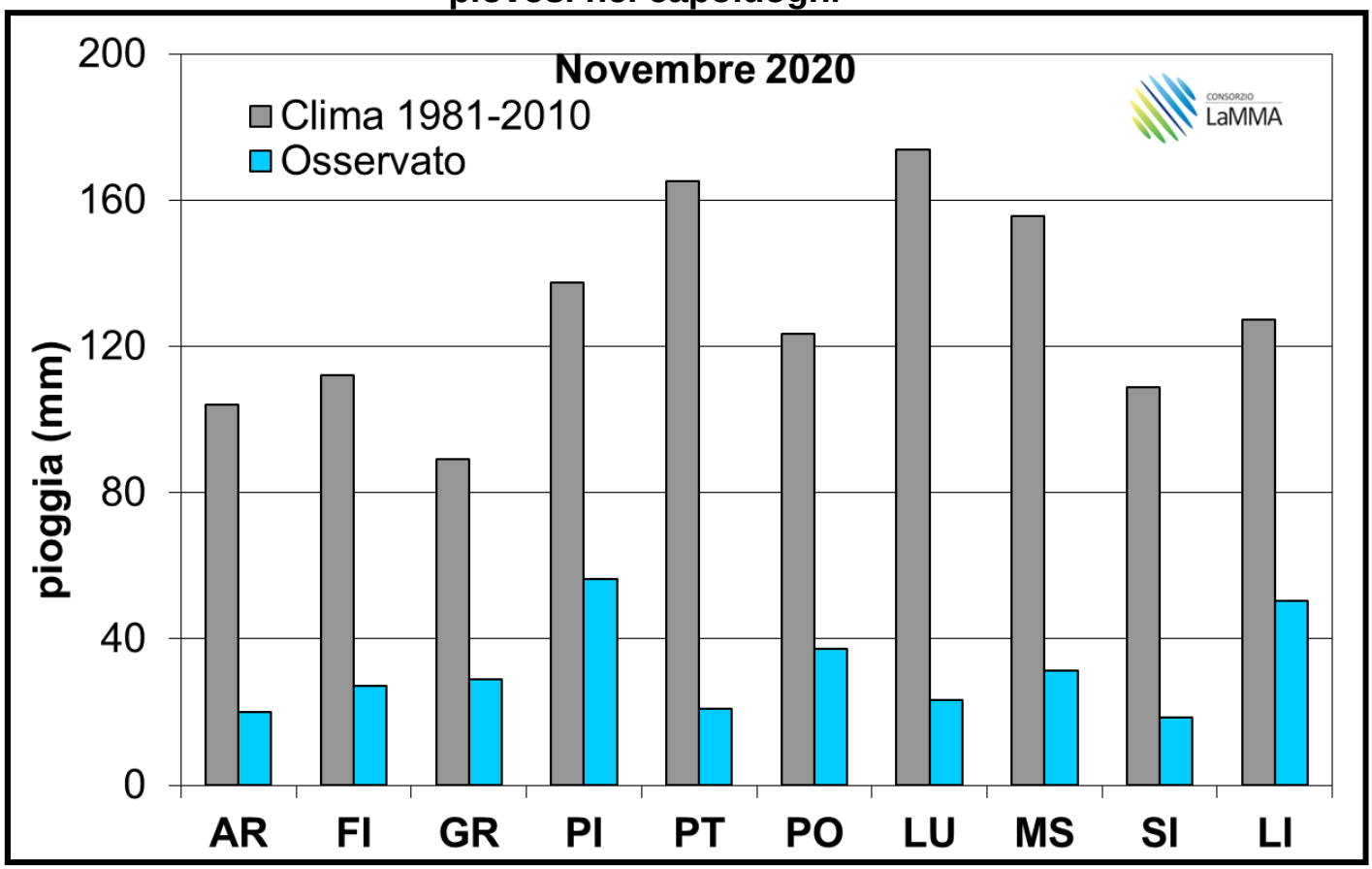

Deficit/surplus di precipitazione osservato nei capoluoghi toscani (Novembre 2020)

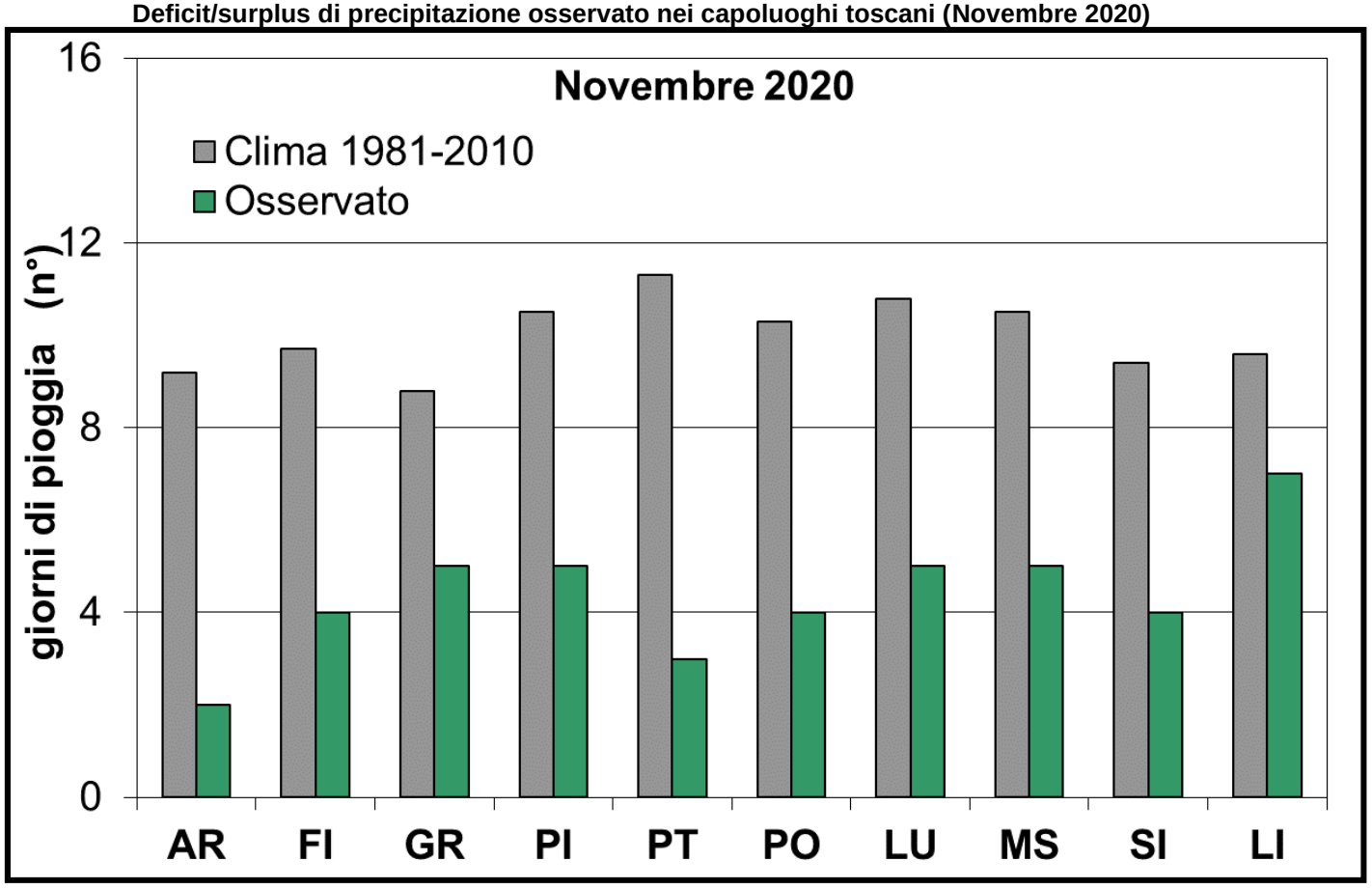

Deficit/surplus di giorni piovosi osservato nei capoluoghi toscani (Novembre 2020)

Grafici mensili: Temperature

Dal punto di vista termico il mese di Novembre ha fatto registrare temperature superiori alle medie climatica calcolata sul trentennio 81-2010.
Le maggiori anomalie positive sono state osservate per i valori massimi giornalieri che sono risultati di oltre un grado e mezzo più elevati rispetto alla media; più contenente le anomalie negative per quanto riguarda invece i valori minimi giornalieri, cha hanno fatto registrare scarti positivi dalle poco superiori a ad un grado.

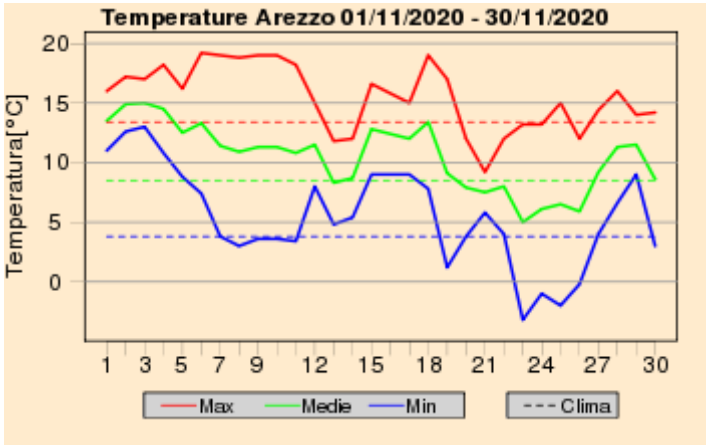

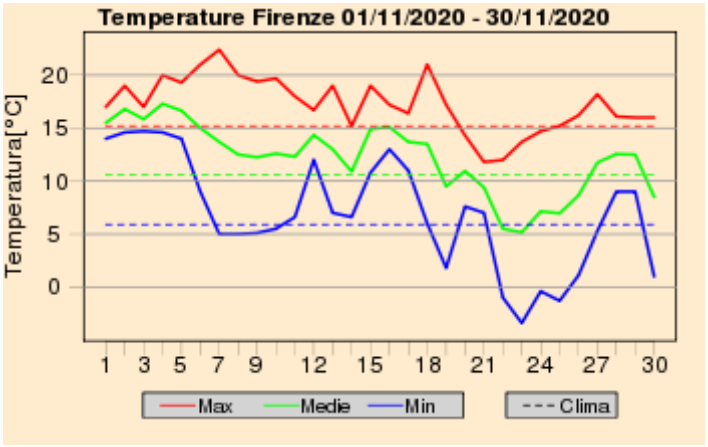

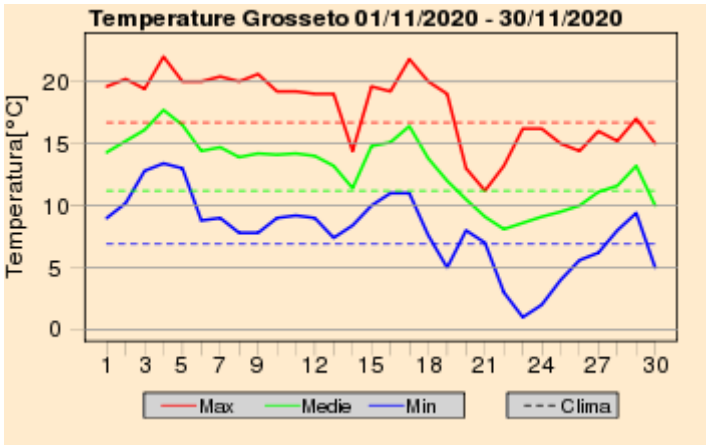

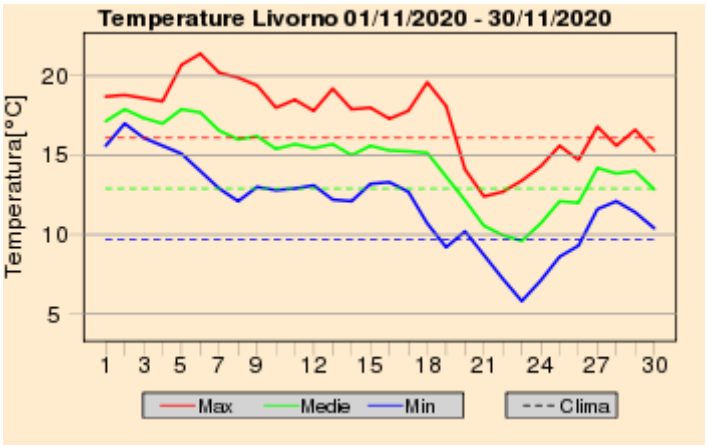

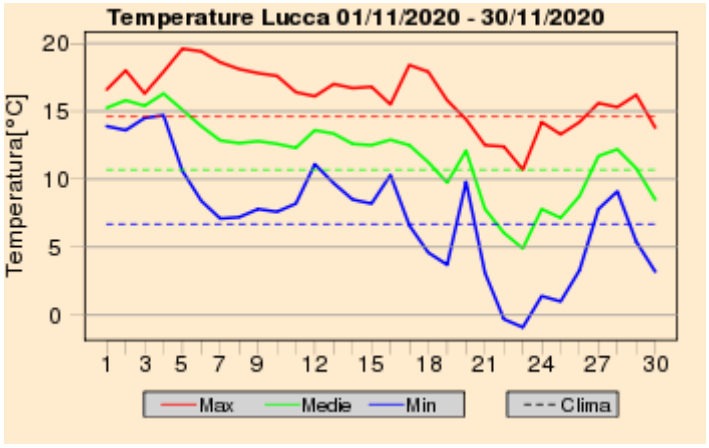
Temperature Lucca 01/11/2020 - 30/11/2020
Temperatura[°C]
Max
Medie
Min
Clima

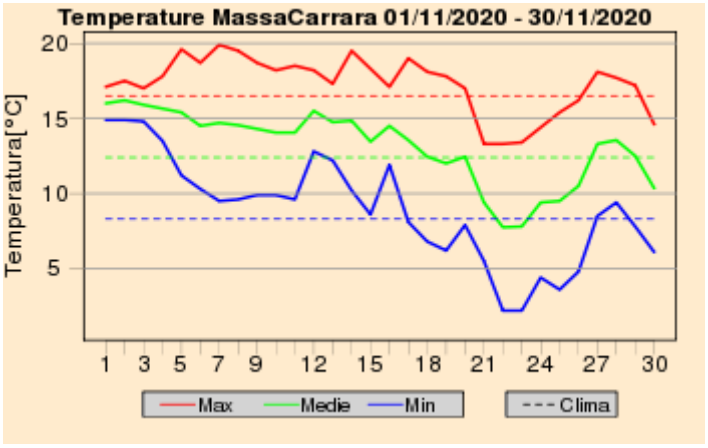
Temperature MassaCarrara 01/11/2020 - 30/11/2020
Temperatura[°C]
Max
Medie
Min
Clima

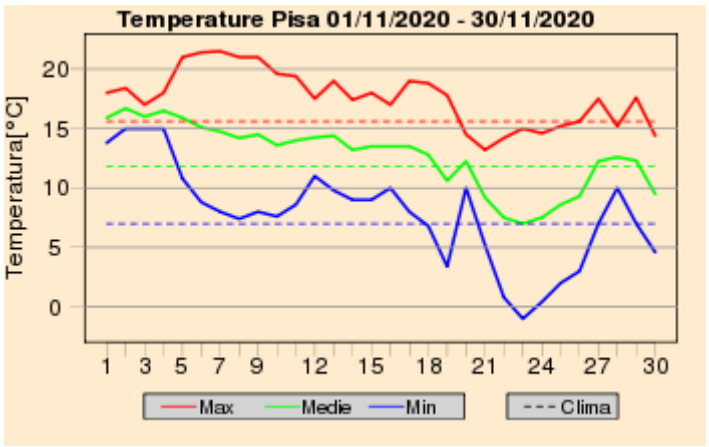
Temperature Pisa 01/11/2020 - 30/11/2020
Temperatura[°C]
Max
Medie
Min
Clima

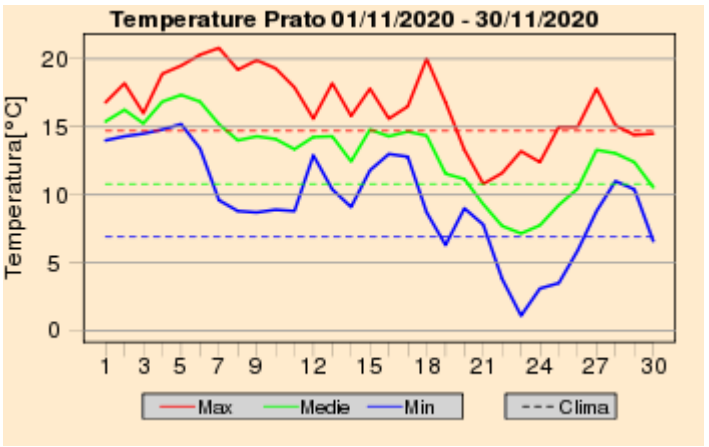
Temperature Prato 01/11/2020 - 30/11/2020
Temperatura[°C]
Max
Medie
Min
Clima

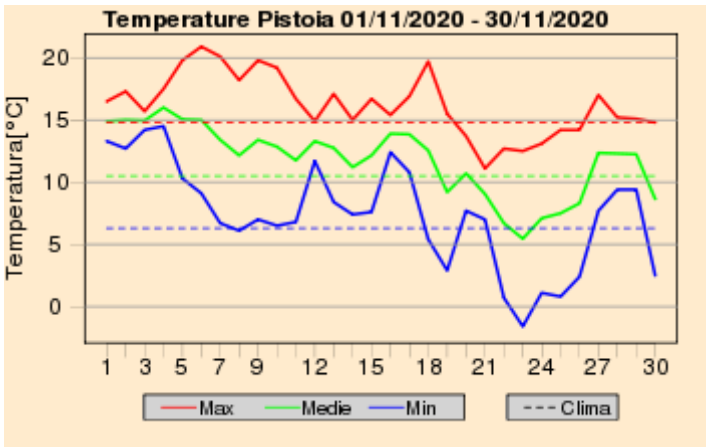
Temperature Pistoia 01/11/2020 - 30/11/2020
Temperatura[°C]
Max
Medie
Min
Clima

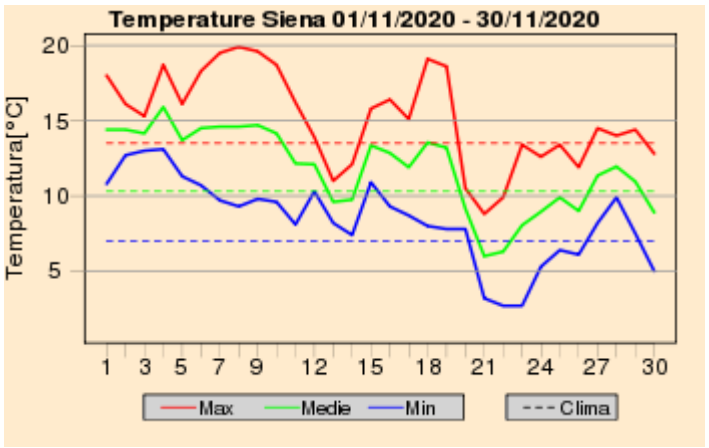
Temperature Siena 01/11/2020 - 30/11/2020
Temperatura[°C]
Max
Medie
Min
Clima

Quadro regionale – Anomalie termiche

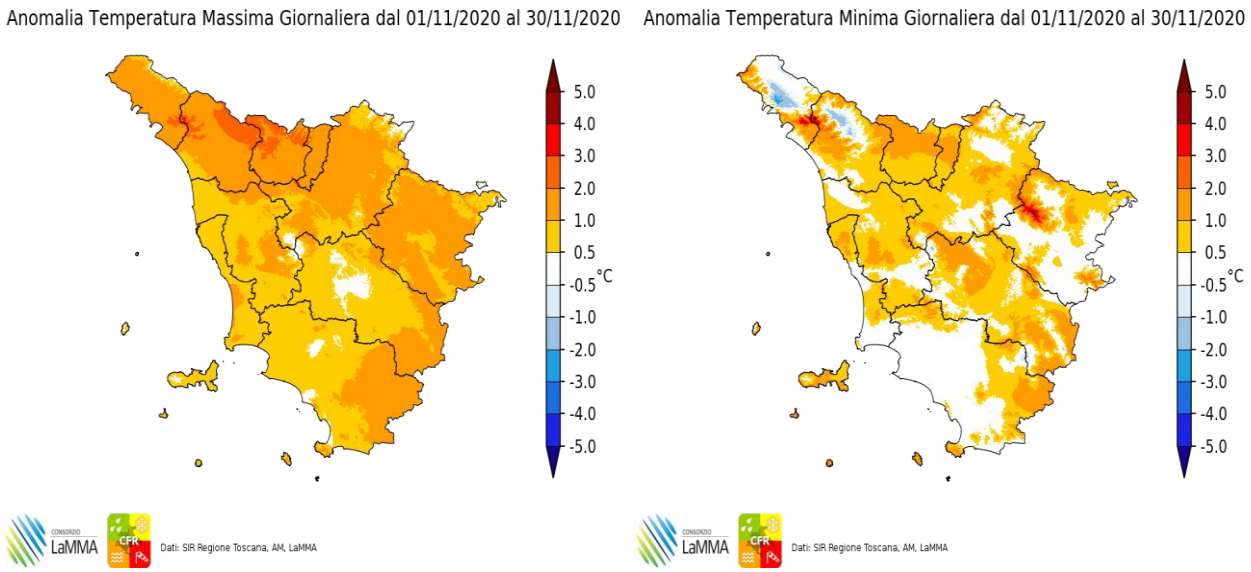

Anomalia termica mensile per le temperature massime e minime giornaliere

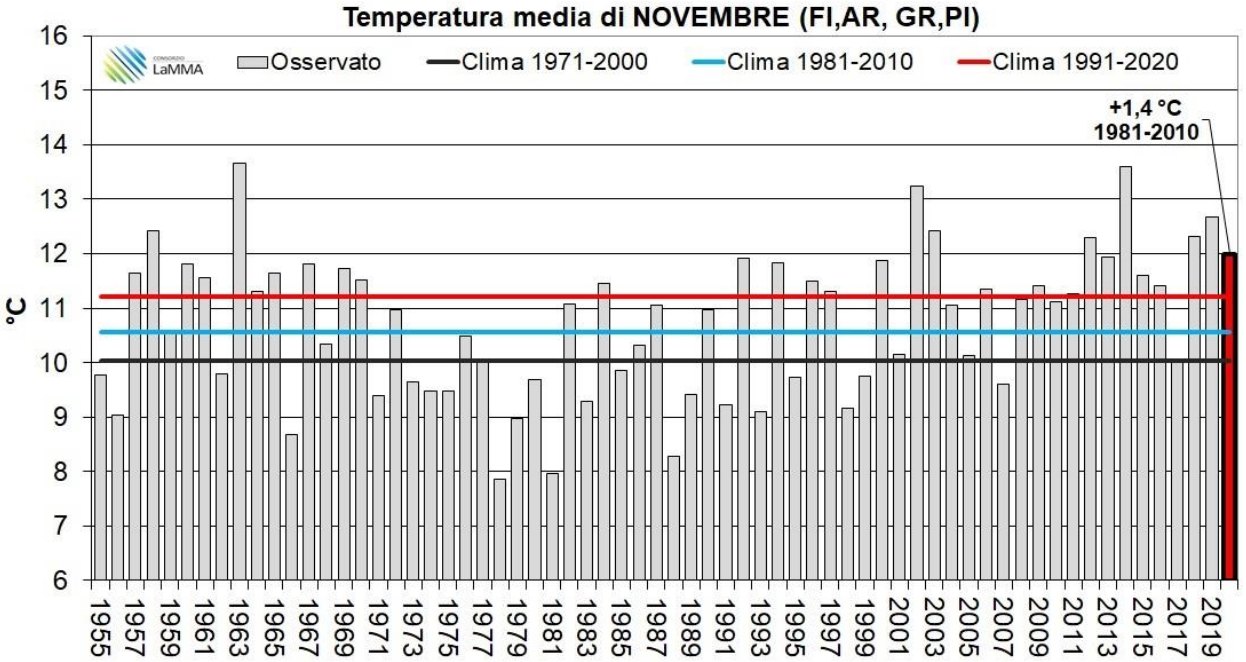

Quadro regionale – tipi di circolazione prevalenti nel mese di Novembre e impatto sulle temperature

Per approfondimento sulle analisi dei tipi di circolazione si rimanda alla pagina web
www.lamma.rete.toscana.it/clima-e-energia/climatologia/tipi-di-circolazione-eobs

Le temperature inferiori alle medie osservate nel corso del mese di Novembre 2020 sono state favorite dalla netta prevalenza di due tipi di tempo (classificazione SAN - Simulated Annealing) frequenti nel periodo invernale: il tipo di tempo 1 e il tipo di tempo 6.
Il tipo di tempo 1 (***saccatura atlantica con flusso fresco e instabile***), osservata ben 15 giorni su 31 favorisce tipicamente temperature sotto la media su quasi tutto il continente europeo (Europa centrale in particolare), soprattutto per quanto riguarda i valori massimi giornalieri.
Il tipo di tempo 6 (***profonda saccatura polare con afflusso di aria fredda e instabile***), osservata per 6 giorni, favorisce ondate di freddo e temperature sensibilmente inferiori alle medie su tutto il continente e sulle regione che si affacciano sul Mediterraneo centrale e occidentale.

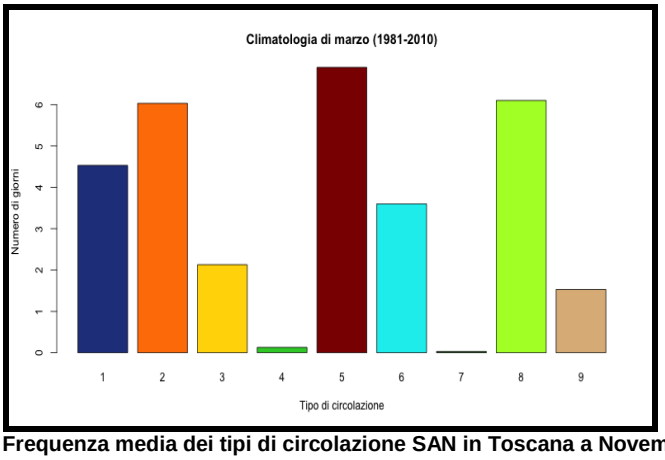

Frequenza media dei tipi di circolazione SAN in Toscana a Novembre

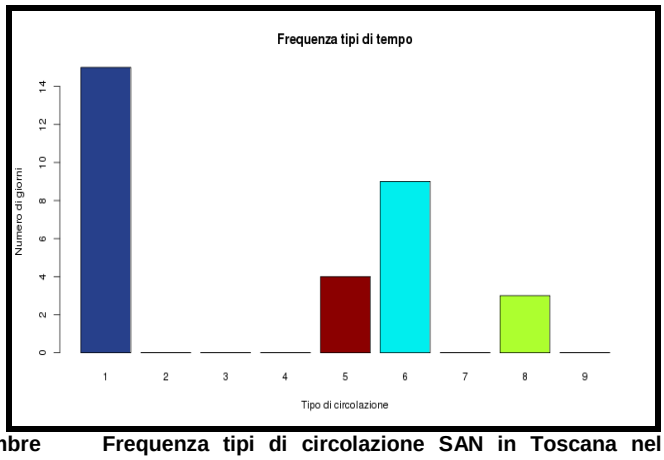

Frequenza tipi di circolazione SAN in Toscana nel Novembre 2020

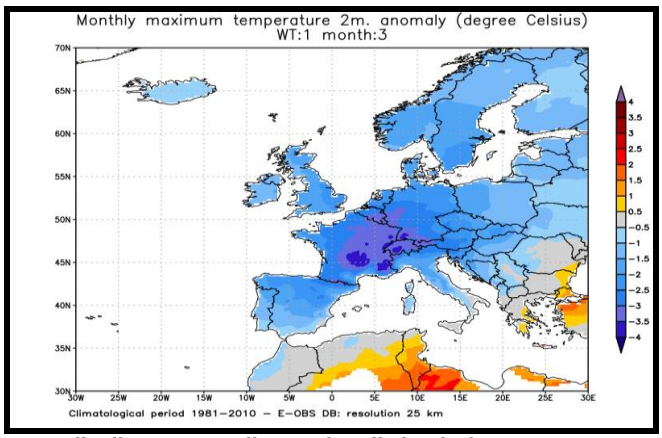

Anomalia di TMax mensile con tipo di circolazione 1

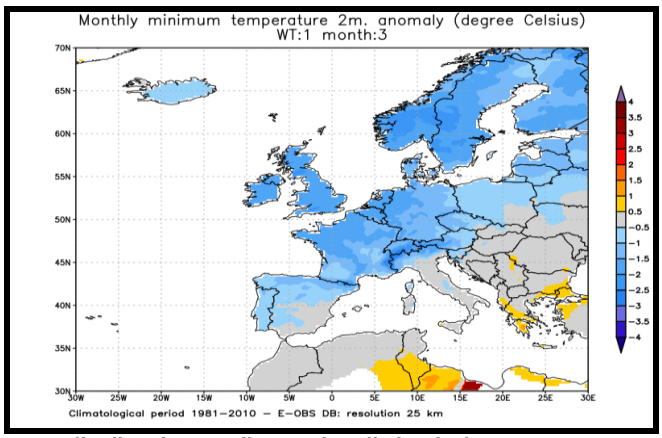

Anomalia di TMin mensile con tipo di circolazione 1

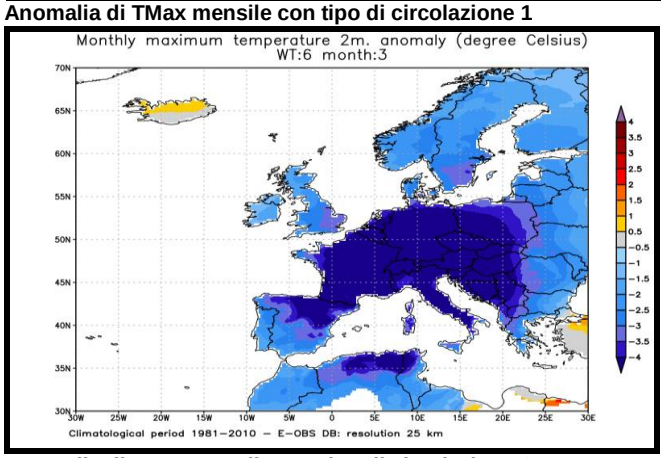

Anomalia di TMax mensile con tipo di circolazione 6

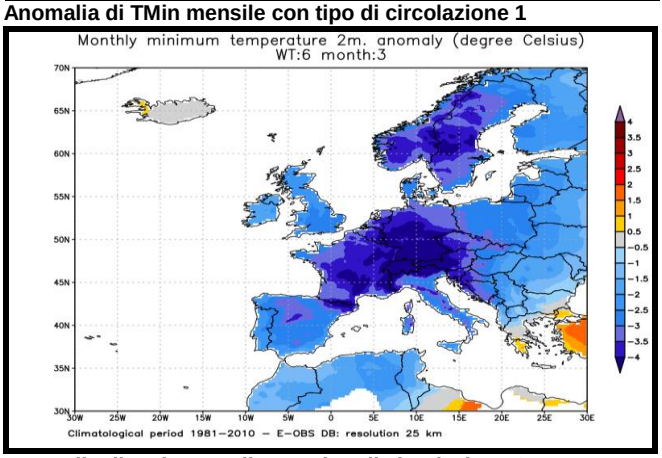

Anomalia di TMin mensile con tipo di circolazione 6

A cura di:

GIORGIO BARTOLINI
GIULIO BETTI
VALERIO CAPECCHI
LUCA FIBBI
DANIELE GRIFONI
GIANNI MESSERI
FRANCESCO PASI
FRANCESCO PIANI
MATTEO ROSSI
CLAUDIO TEI
TOMMASO TORRIGIANI
ROBERTO VALLORANI
BERNARDO GOZZINI

Fonte Dati:

SERVIZIO IDROLOGICO REGIONALE - SERVIZIO METEOROLOGICO DELL'AERONAUTICA MILITARE - CONSORZIO LAMMA