CONSORZIO
LaMMA

meteo

# REPORT METEOROLOGICO

## Luglio 2022

Per info: previsori@lamma.rete.toscana.it

Consorzio LaMMA - Laboratorio di Monitoraggio e Modellistica Ambientale

CONSORZIO LaMMA

Regione Toscana

Consiglio Nazionale delle Ricerche

## Venerdi' 1 Luglio 2022

**Situazione:** un promontorio di matrice sub-tropicale africana tende a espandersi verso il Mediterraneo e l'Italia.

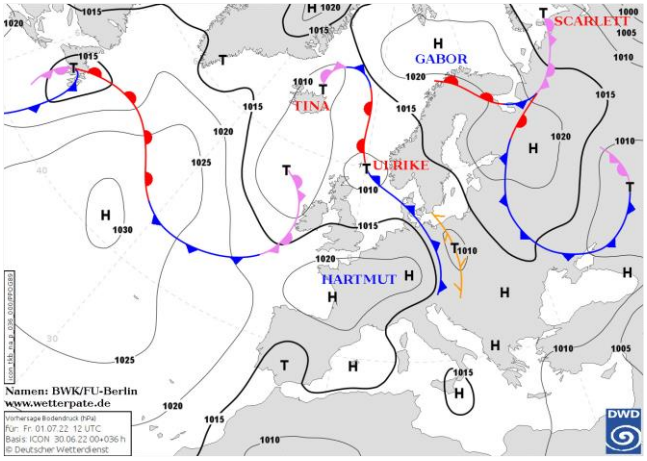

Pressione al suolo e fronti del 01 Luglio alle 12 UTC


Meteosat HRV del 01 Luglio alle 12 UTC

**situazione in Toscana**



mattina

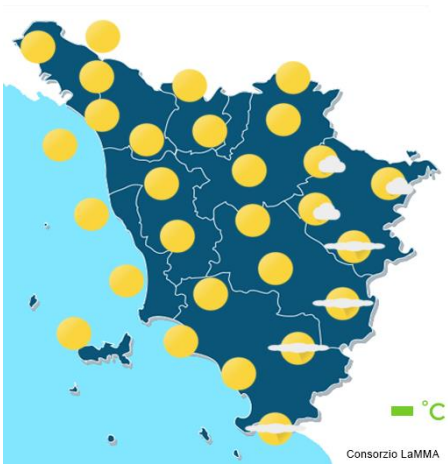

pomeriggio



sera

**Stato del cielo:** sereno o poco nuvoloso. Passaggio di velature in mattinata.

**Fenomeni:** nessuno.

**Venti:** deboli, in prevalenza occidentali con rinforzi pomeridiani.

**Mari:** calmi o poco mossi.

**Temperature:** stazionarie o in lieve calo.

| | | Arezzo | Firenze | Grosseto | Livorno | Lucca | Massa | Pisa | Pistoia | Prato | Siena |
|---|---|---|---|---|---|---|---|---|---|---|---|
| T. min | osservata | 14 | 15 | 17 | 22 | 16 | 19 | 17 | 15 | 18 | 19 |
| | anomalia* | 0 | -3 | 0 | 2 | -2 | 0 | 0 | -2 | -1 | 2 |
| T. max | osservata | 34 | 34 | 31 | 29 | 32 | 28 | 30 | 32 | 34 | 32 |
| | anomalia* | 4 | 3 | 1 | 1 | 2 | -1 | 1 | 1 | 2 | 3 |
| Precipitazione (mm/24ore) | | 0 | 0 | 0 | 0 | 0 | 0 | 0 | 0 | 0 | 0 |

*anomalia calcolata sulla base della normale climatica decadale 1981-2010 Dati: SIR-Regione Toscana, AM, LaMMA

Temperatura Minima del 01/07/2022

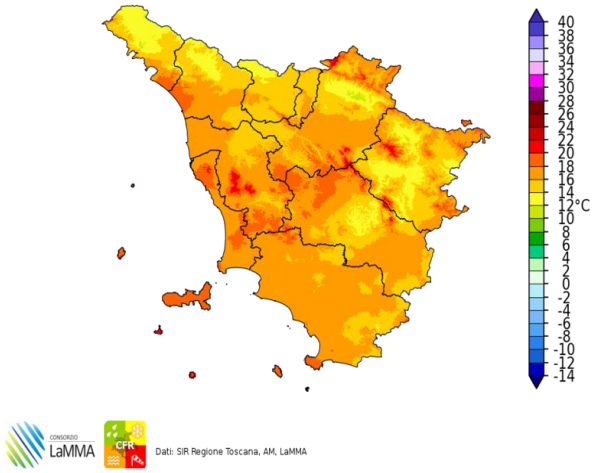


Dati: SIR Regione Toscana, AM, LaMMA

Differenza della Temperatura Minima tra 01/07/2022 e 30/06/2022

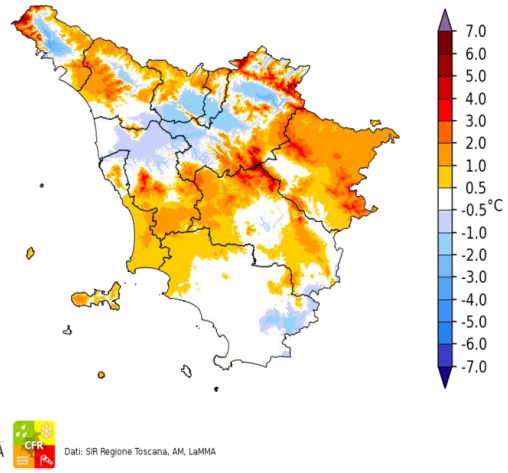


Dati: SIR Regione Toscana, AM, LaMMA

Temperatura Massima del 01/07/2022

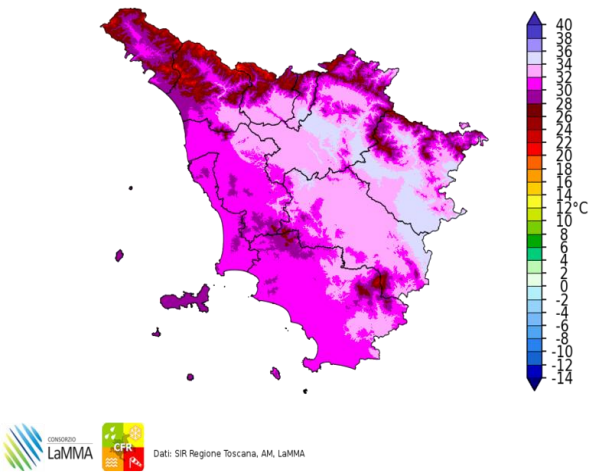


Dati: SIR Regione Toscana, AM, LaMMA

Differenza della Temperatura Massima tra 01/07/2022 e 30/06/2022

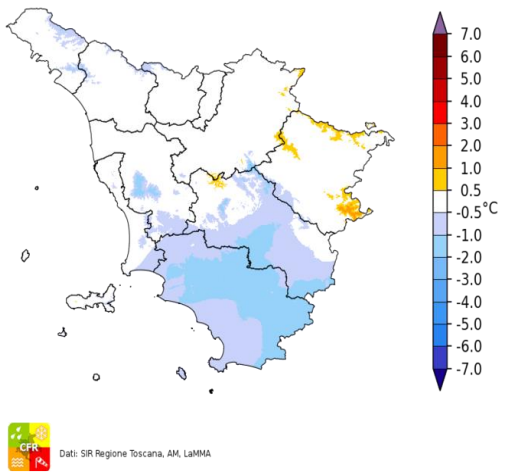


Dati: SIR Regione Toscana, AM, LaMMA

Precipitazione del 01/07/2022

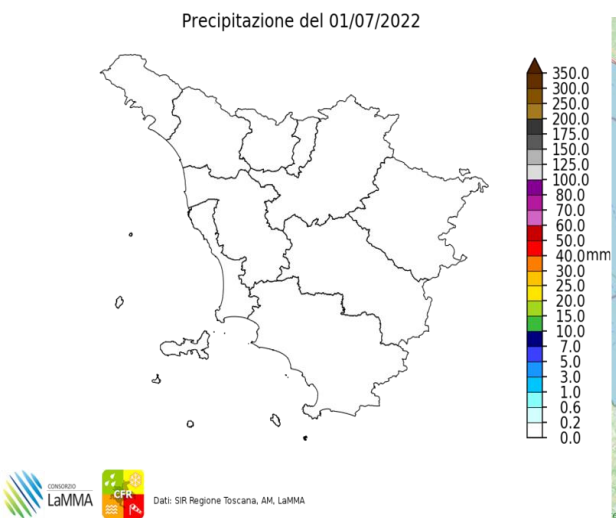


Dati: SIR Regione Toscana, AM, LaMMA

Fulminazioni osservate il giorno 01 Luglio

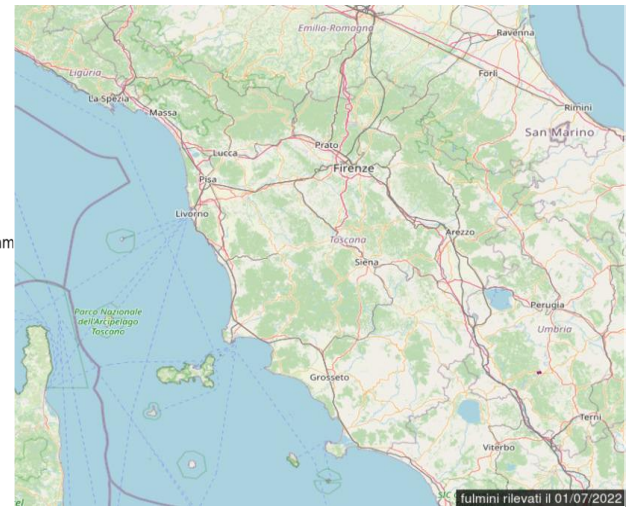

## Sabato 2 Luglio 2022

**Situazione:** alta pressione e tempo stabile per l'espansione verso il Mediterraneo centrale per l'anticiclone di matrice sub-tropicale africana.

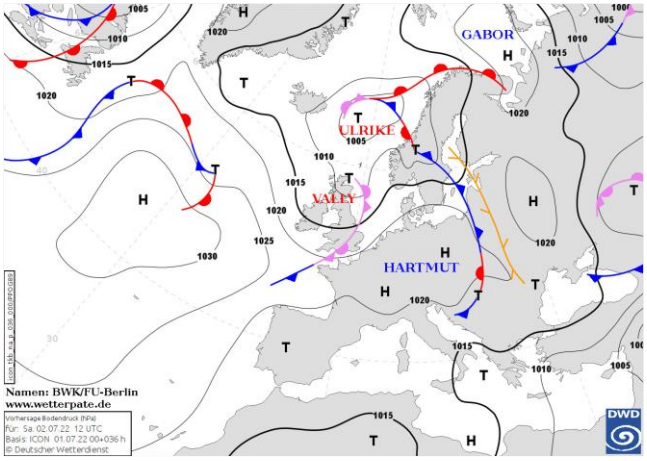

Pressione al suolo e fronti del 02 Luglio alle 12 UTC


Meteosat HRV del 02 Luglio alle 12 UTC

**situazione in Toscana**

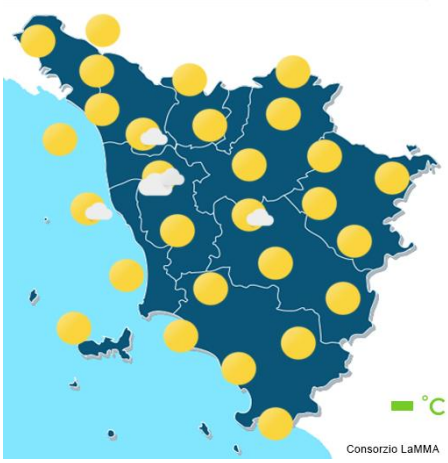

mattina



pomeriggio



sera

**Stato del cielo:** sereno o poco nuvoloso per qualche velature in transito dal pomeriggio.

**Fenomeni:** nessuno.

**Venti:** deboli variabili, di brezza lungo la costa con locali rinforzi nel pomeriggio.

**Mari:** poco mossi o localmente mossi nel pomeriggio al largo e in Maremma.

**Temperature:** in aumento con punte di 37 °C nella piana di Firenze e Prato (valori di 4-5 °C superiori alla norma).

| | | Arezzo | Firenze | Grosseto | Livorno | Lucca | Massa | Pisa | Pistoia | Prato | Siena |
|---|---|---|---|---|---|---|---|---|---|---|---|
| T. min | osservata | 14 | 17 | 17 | 23 | 17 | 19 | 16 | 17 | 19 | 19 |
| | anomalia* | 0 | -1 | 0 | 3 | -1 | 0 | -1 | 0 | 0 | 2 |
| T. max | osservata | 36 | 38 | 36 | 28 | 33 | 30 | 31 | 35 | 37 | 36 |
| | anomalia* | 6 | 6 | 6 | 1 | 3 | 1 | 2 | 5 | 6 | 7 |
| Precipitazione (mm/24ore) | | 0 | 0 | 0 | 0 | 0 | 0 | 0 | 0 | 0 | 0 |

*anomalia calcolata sulla base della normale climatica decadale 1981-2010 Dati: SIR-Regione Toscana, AM, LaMMA

Temperatura Minima del 02/07/2022

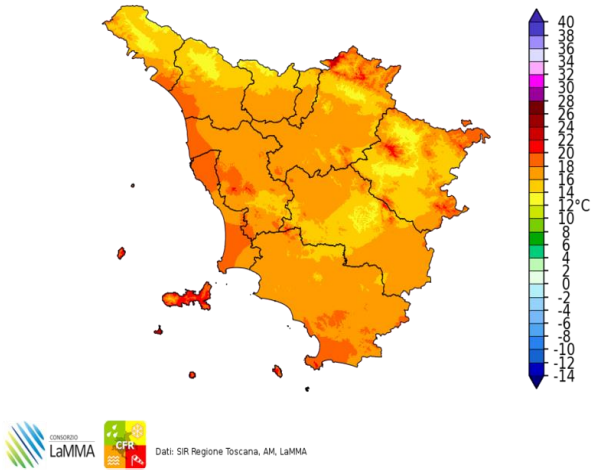


Dati: SIR Regione Toscana, AM, LaMMA

Differenza della Temperatura Minima tra 02/07/2022 e 01/07/2022

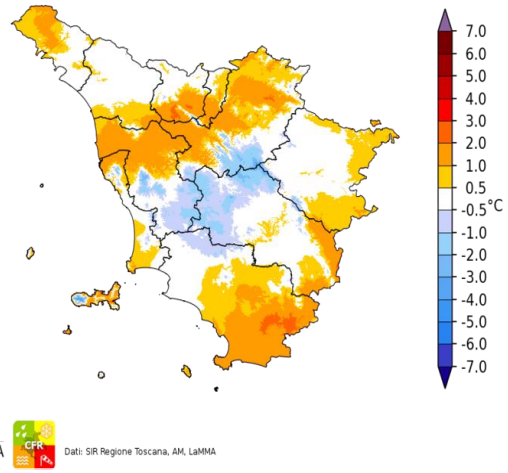


Dati: SIR Regione Toscana, AM, LaMMA

Temperatura Massima del 02/07/2022

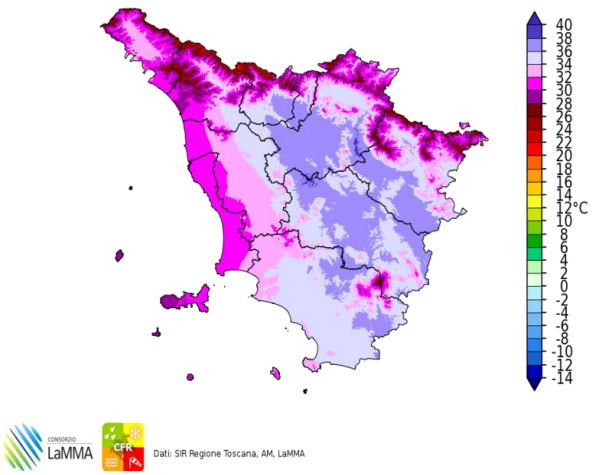


Dati: SIR Regione Toscana, AM, LaMMA

Differenza della Temperatura Massima tra 02/07/2022 e 01/07/2022

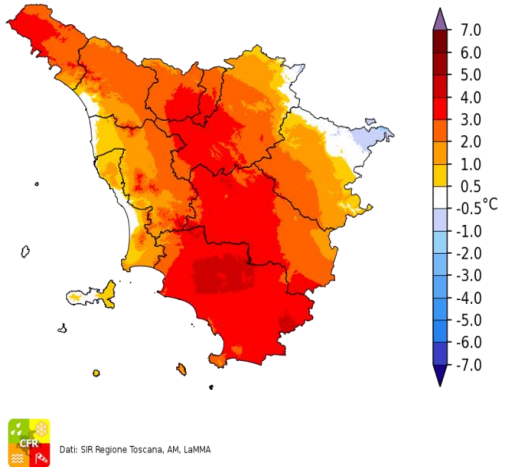


Dati: SIR Regione Toscana, AM, LaMMA

Precipitazione del 02/07/2022

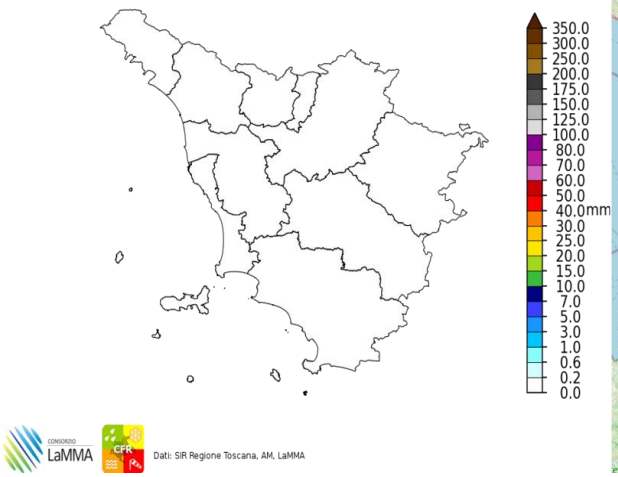


Dati: SIR Regione Toscana, AM, LaMMA

Fulminazioni osservate il giorno 02 Luglio

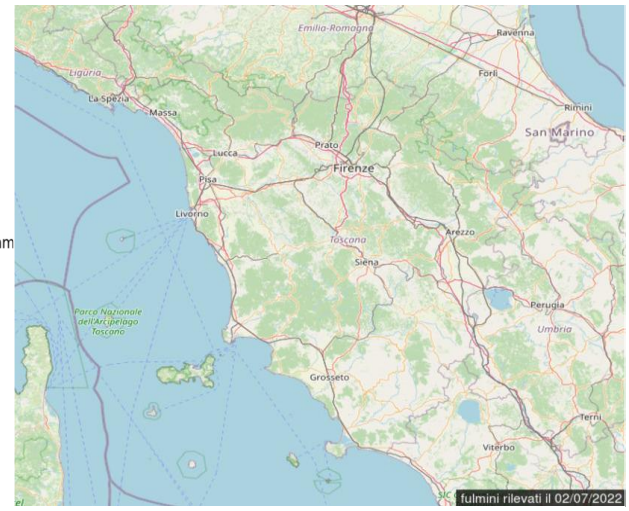

## Domenica 3 Luglio 2022

**Situazione:** alta pressione e tempo stabile per l'espansione verso il Mediterraneo centrale dell'anticiclone di matrice sub-tropicale africana.

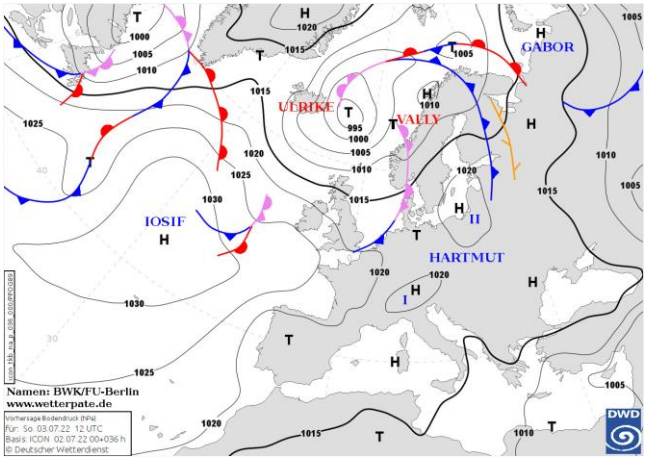

Pressione al suolo e fronti del 03 Luglio alle 12 UTC


Meteosat HRV del 03 Luglio alle 12 UTC

**situazione in Toscana**

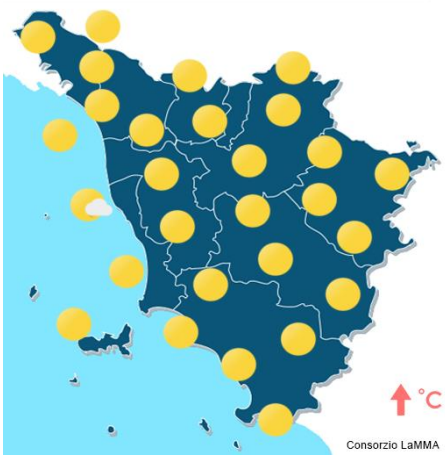

mattina

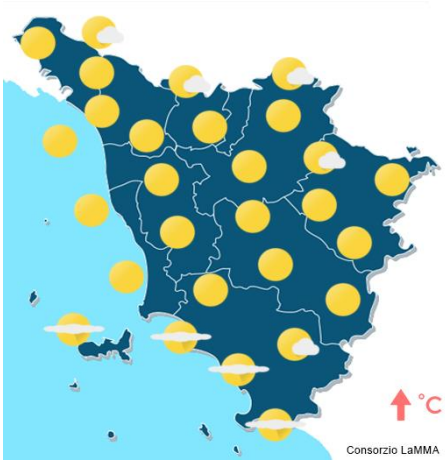

pomeriggio



sera

**Stato del cielo:** sereno o poco nuvoloso.

**Fenomeni:** nessuno.

**Venti:** deboli da ovest, nord-ovest fino a moderati sulla costa centro meridionale nel pomeriggio.

**Mari:** poco mossi.

**Temperature:** in aumento, sia nei valori massimi che in quelli minimi. Punte di 38-39 °C nelle zone interne di pianura.

| | | Arezzo | Firenze | Grosseto | Livorno | Lucca | Massa | Pisa | Pistoia | Prato | Siena |
|---|---|---|---|---|---|---|---|---|---|---|---|
| T. min | osservata | 18 | 19 | 19 | 23 | 20 | 21 | 16 | 19 | 22 | 22 |
| | anomalia* | 4 | 1 | 2 | 3 | 2 | 2 | -1 | 2 | 3 | 4 |
| T. max | osservata | 37 | 39 | 37 | 29 | 36 | 31 | 34 | 36 | 39 | 38 |
| | anomalia* | 7 | 8 | 7 | 2 | 6 | 2 | 5 | 6 | 7 | 9 |
| Precipitazione (mm/24ore) | | 0 | 0 | 0 | 0 | 0 | 0 | 0 | 0 | 0 | 0 |

*anomalia calcolata sulla base della normale climatica decadale 1981-2010 Dati: SIR-Regione Toscana, AM, LaMMA

Temperatura Minima del 03/07/2022

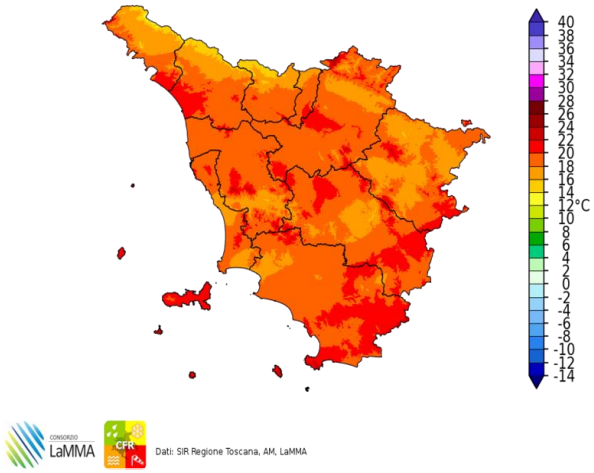


Dati: SIR Regione Toscana, AM, LaMMA

Differenza della Temperatura Minima tra 03/07/2022 e 02/07/2022

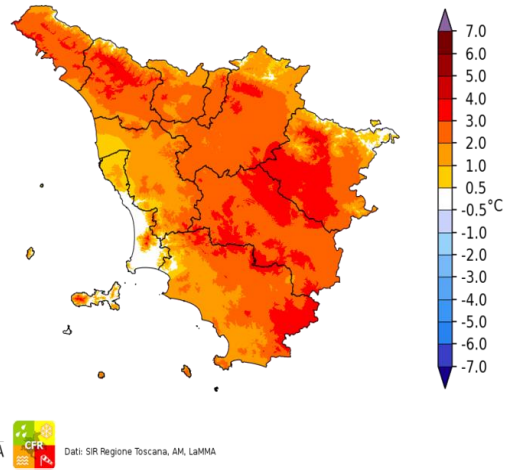


Dati: SIR Regione Toscana, AM, LaMMA

Temperatura Massima del 03/07/2022

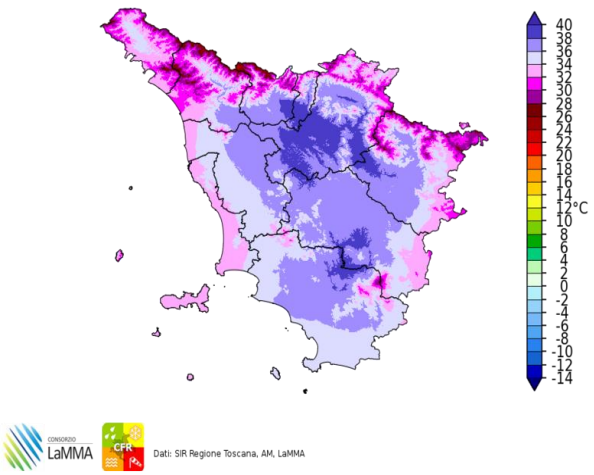


Dati: SIR Regione Toscana, AM, LaMMA

Differenza della Temperatura Massima tra 03/07/2022 e 02/07/2022

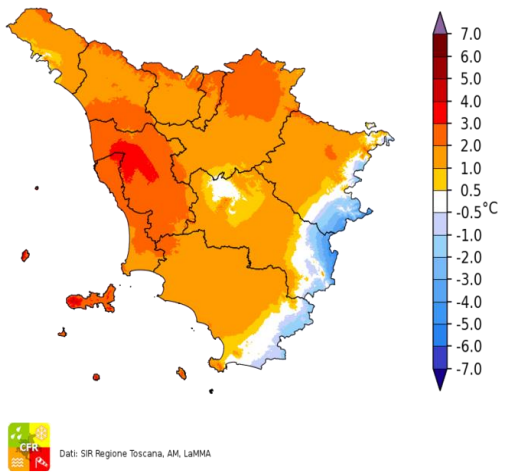


Dati: SIR Regione Toscana, AM, LaMMA

Precipitazione del 03/07/2022

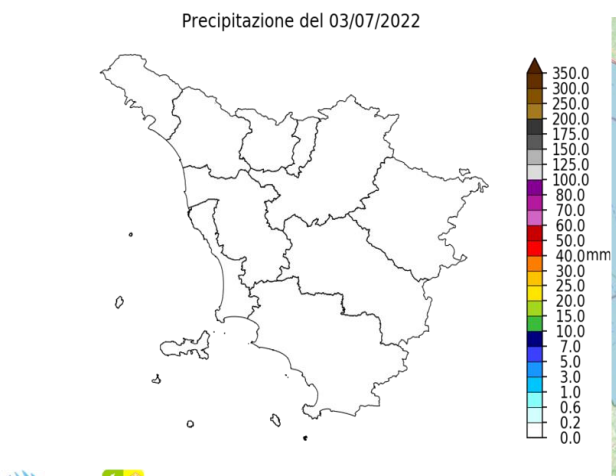


Dati: SIR Regione Toscana, AM, LaMMA

Fulminazioni osservate il giorno 03 Luglio

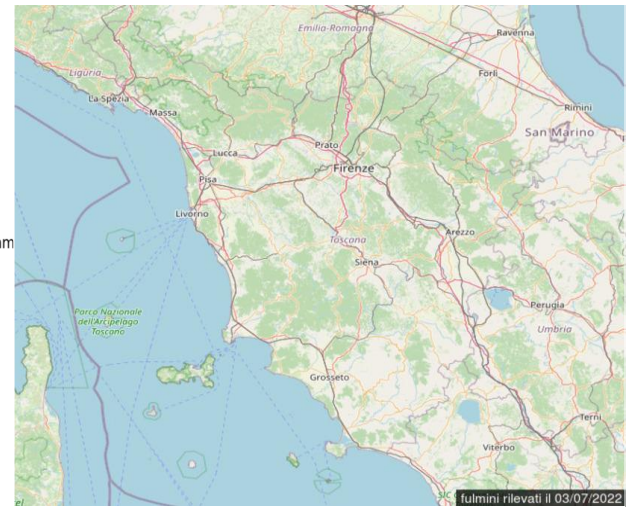

## Lunedi' 4 Luglio 2022

**Situazione:** sul Mediterraneo Centrale domina un anticiclone di matrice sub-tropicale africana che garantisce tempo stabile.

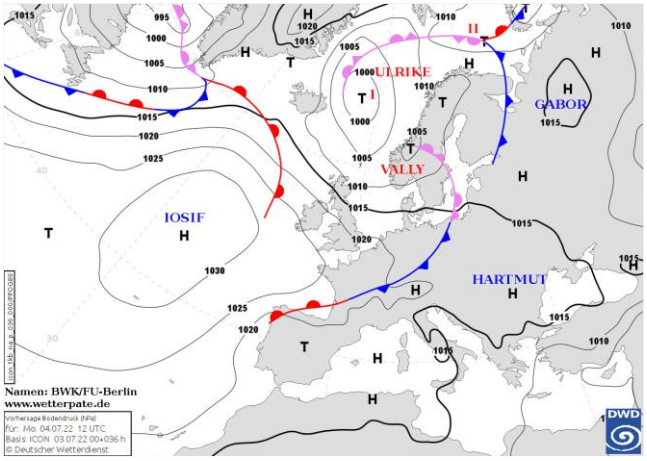

Pressione al suolo e fronti del 04 Luglio alle 12 UTC


Meteosat HRV del 04 Luglio alle 12 UTC

**situazione in Toscana**

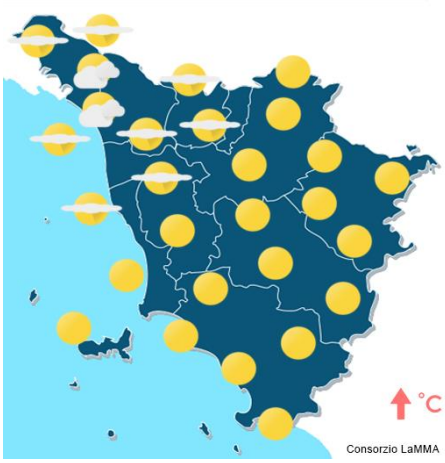

mattina

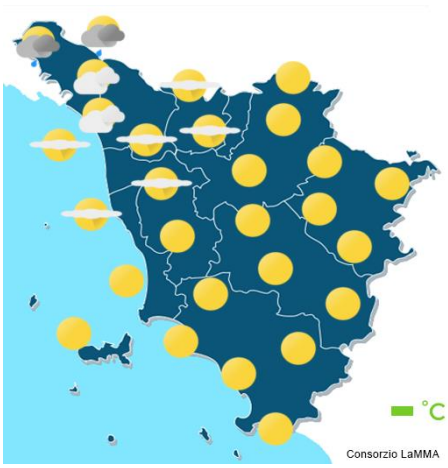

pomeriggio



sera

**Stato del cielo:** sereno o poco nuvoloso.

**Fenomeni:** nessuno.

**Venti:** deboli occidentali con rinforzi sulla costa.

**Mari:** calmi o poco mossi.

**Temperature:** in leggero calo (le massime), ma sempre molto elevate e superiori alle medie del periodo.

| | | Arezzo | Firenze | Grosseto | Livorno | Lucca | Massa | Pisa | Pistoia | Prato | Siena |
|---|---|---|---|---|---|---|---|---|---|---|---|
| T. min | osservata | 18 | 20 | 19 | 24 | 20 | 22 | 19 | 20 | 23 | 23 |
| | anomalia* | 4 | 2 | 2 | 3 | 2 | 3 | 2 | 3 | 4 | 5 |
| T. max | osservata | 38 | 38 | 40 | 31 | 35 | 30 | 33 | 35 | 37 | 37 |
| | anomalia* | 8 | 7 | 10 | 4 | 5 | 2 | 4 | 4 | 6 | 8 |
| Precipitazione (mm/24ore) | | 0 | 0 | 0 | 0 | 0 | 0 | 0 | 0 | 0 | 0 |

*anomalia calcolata sulla base della normale climatica decadale 1981-2010 Dati: SIR-Regione Toscana, AM, LaMMA

Temperatura Minima del 04/07/2022

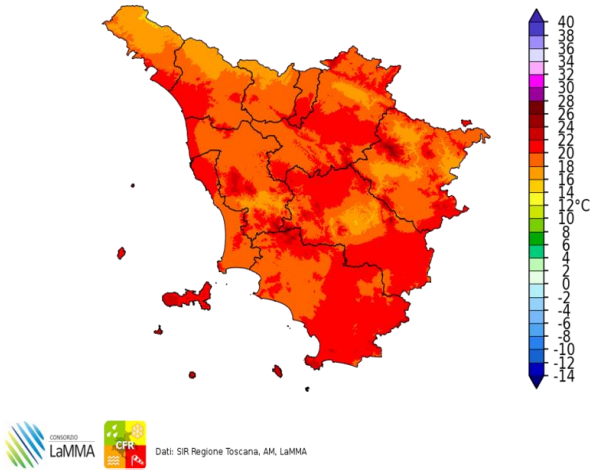


Dati: SIR Regione Toscana, AM, LaMMA

Differenza della Temperatura Minima tra 04/07/2022 e 03/07/2022

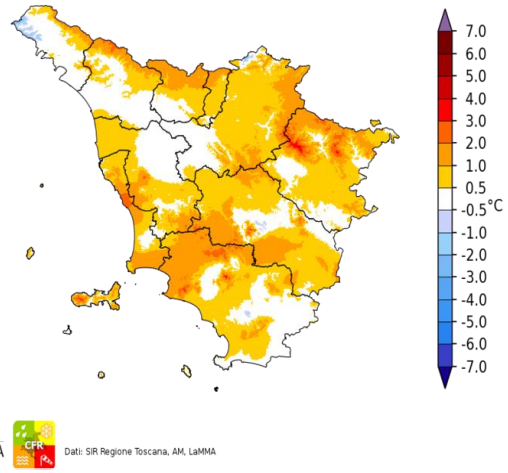


Dati: SIR Regione Toscana, AM, LaMMA

Temperatura Massima del 04/07/2022

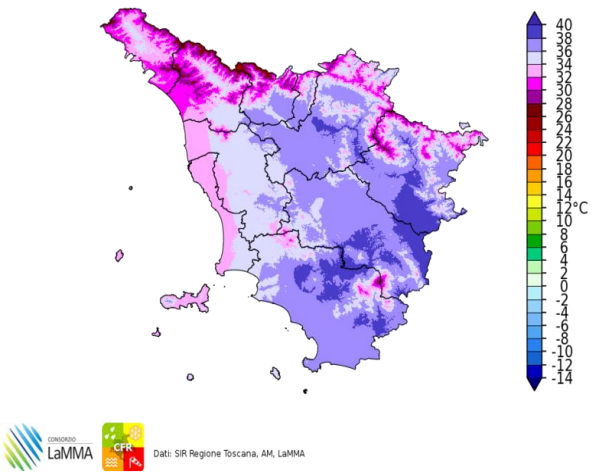


Dati: SIR Regione Toscana, AM, LaMMA

Differenza della Temperatura Massima tra 04/07/2022 e 03/07/2022

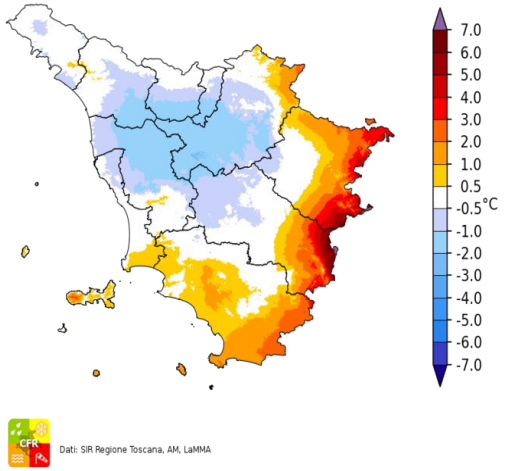


Dati: SIR Regione Toscana, AM, LaMMA

Precipitazione del 04/07/2022

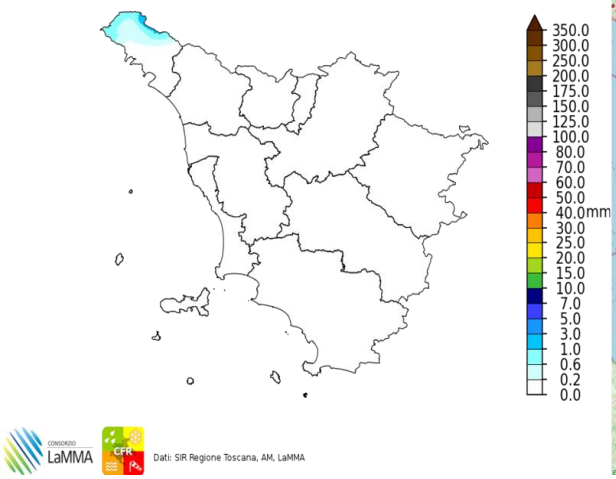


Dati: SIR Regione Toscana, AM, LaMMA

Fulminazioni osservate il giorno 04 Luglio

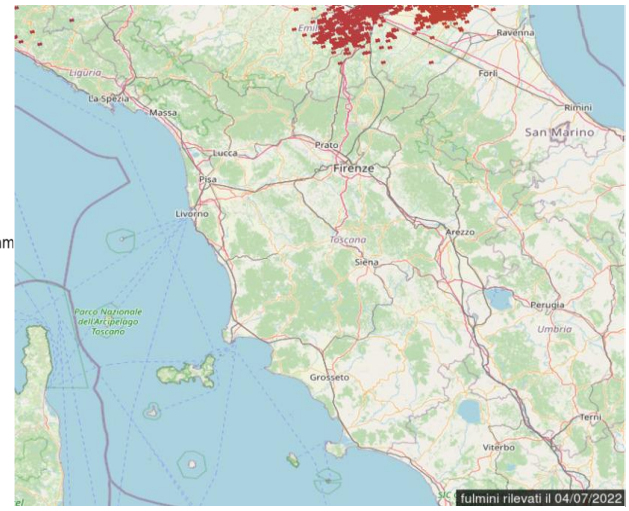

## Martedi' 5 Luglio 2022

**Situazione:** il promontorio anticiclonico di matrice subtropicale che da giorni interessa il Mediterraneo centrale è in fase di indebolimento.

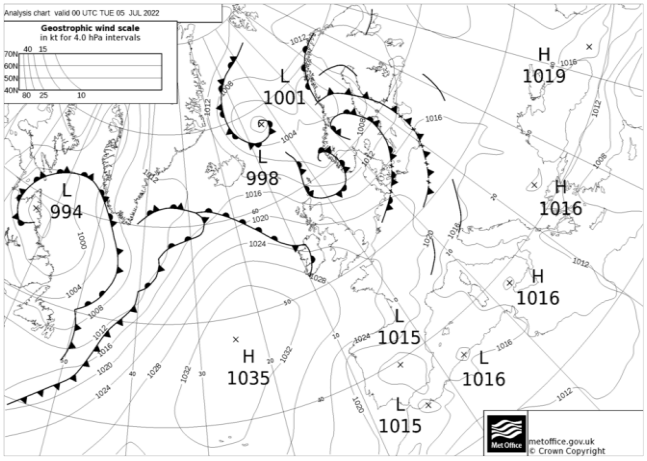

Pressione al suolo e fronti del 05 Luglio alle 12 UTC


Meteosat HRV del 05 Luglio alle 14 UTC

**situazione in Toscana**

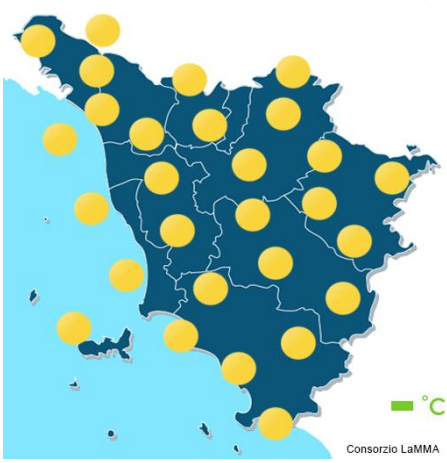

mattina

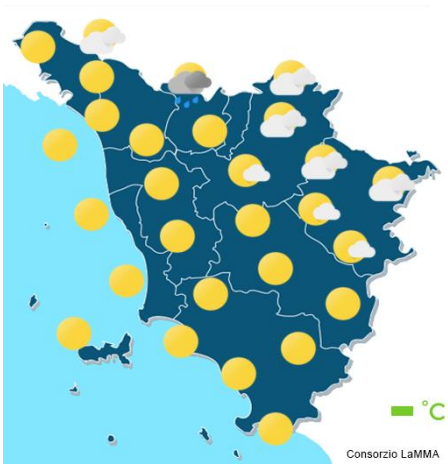

pomeriggio



sera

**Stato del cielo:** sereno o poco nuvoloso con sviluppo di nuvolosità cumuliforme pomeridiana sull'Appennino.

**Fenomeni:** temporale nel pomeriggio sull'Appennino pistoiese e sull'Alto Mugello.

**Venti:** deboli occidentali con locali rinforzi pomeridiani sul litorale.

**Mari:** poco mossi, localmente mossi al largo.

**Temperature:** in lieve calo, in particolare le massime.

| | | Arezzo | Firenze | Grosseto | Livorno | Lucca | Massa | Pisa | Pistoia | Prato | Siena |
|---|---|---|---|---|---|---|---|---|---|---|---|
| T. min | osservata | 18 | 20 | 19 | 25 | 20 | 21 | 19 | 19 | 22 | 22 |
| | anomalia* | 4 | 2 | 2 | 5 | 2 | 2 | 2 | 2 | 3 | 4 |
| T. max | osservata | 35 | 35 | 37 | 30 | 32 | 29 | 31 | 33 | 35 | 33 |
| | anomalia* | 4 | 4 | 6 | 2 | 2 | 0 | 2 | 2 | 4 | 4 |
| Precipitazione (mm/24ore) | | 0 | 0 | 0 | 0 | 0 | 0 | 0 | 0 | 0 | 0 |

*anomalia calcolata sulla base della normale climatica decadale 1981-2010 Dati: SIR-Regione Toscana, AM, LaMMA

Temperatura Minima del 05/07/2022

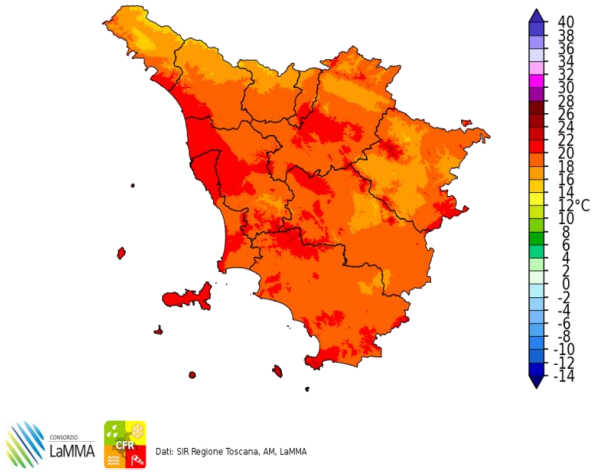


Dati: SIR Regione Toscana, AM, LaMMA

Differenza della Temperatura Minima tra 05/07/2022 e 04/07/2022

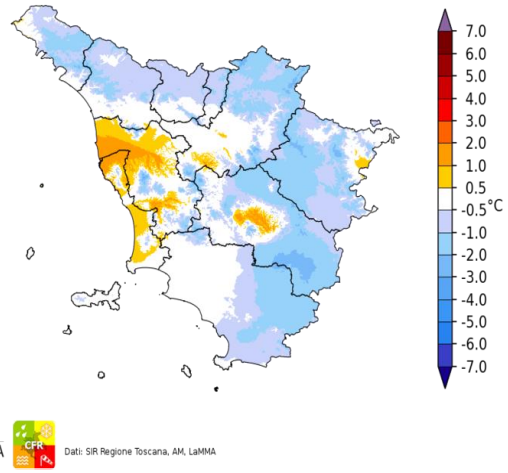


Dati: SIR Regione Toscana, AM, LaMMA

Temperatura Massima del 05/07/2022

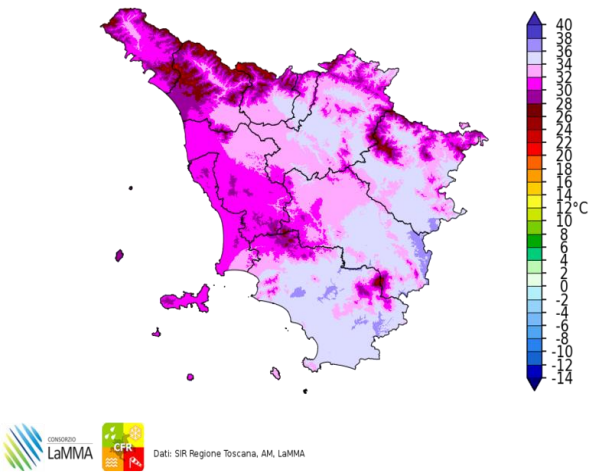


Dati: SIR Regione Toscana, AM, LaMMA

Differenza della Temperatura Massima tra 05/07/2022 e 04/07/2022

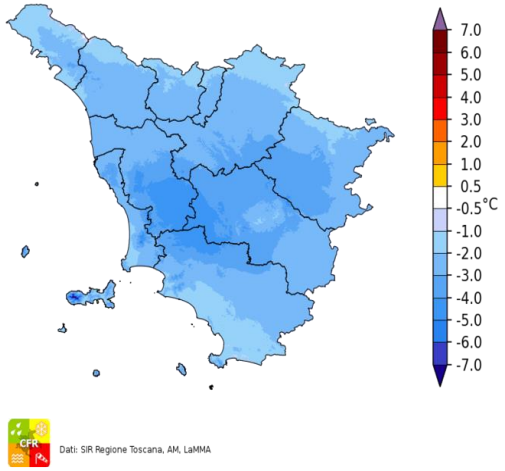


Dati: SIR Regione Toscana, AM, LaMMA

Precipitazione del 05/07/2022

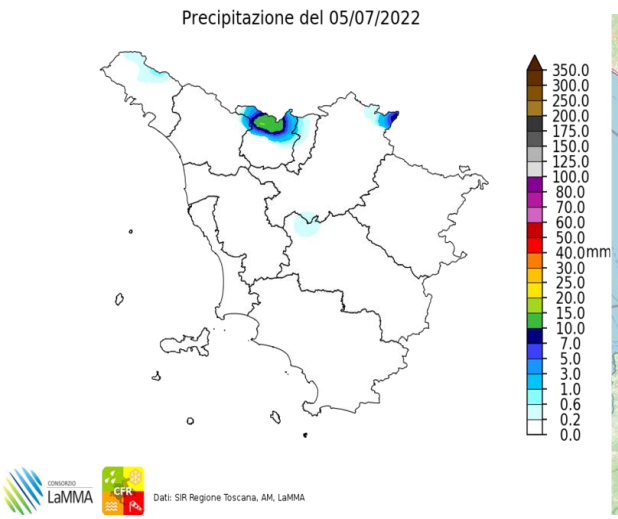


Dati: SIR Regione Toscana, AM, LaMMA

Fulminazioni osservate il giorno 05 Luglio

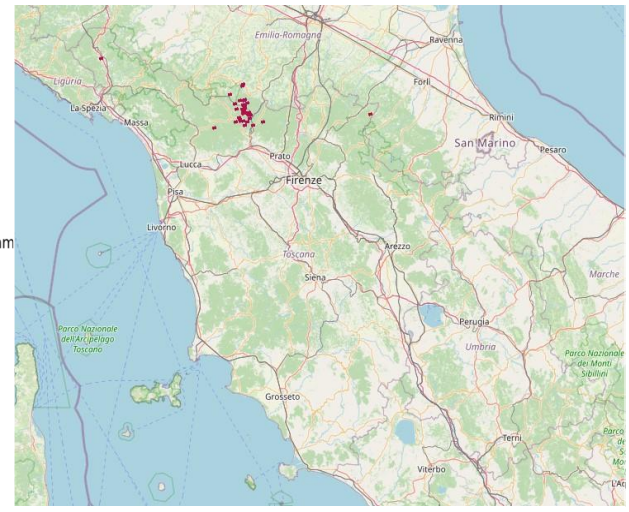

## Mercoledi' 6 Luglio 2022

**Situazione:** infiltrazioni di aria più fresca in quota determinano un moderato aumento dell'instabilità sulle regioni settentrionali e centrali.

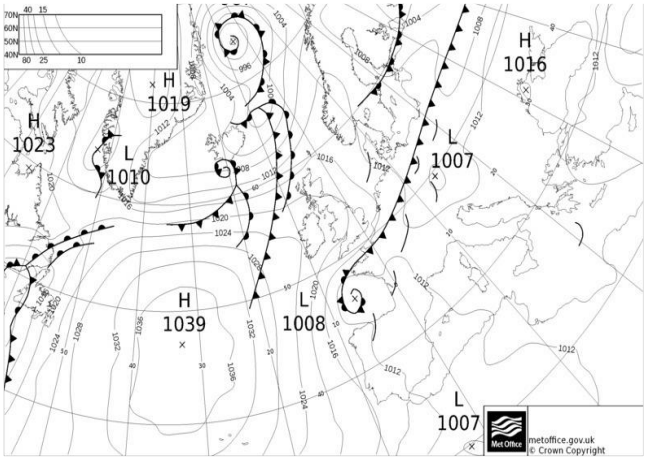

Pressione al suolo e fronti del 06 Luglio alle 12 UTC


Meteosat HRV del 06 Luglio alle 12 UTC

**situazione in Toscana**

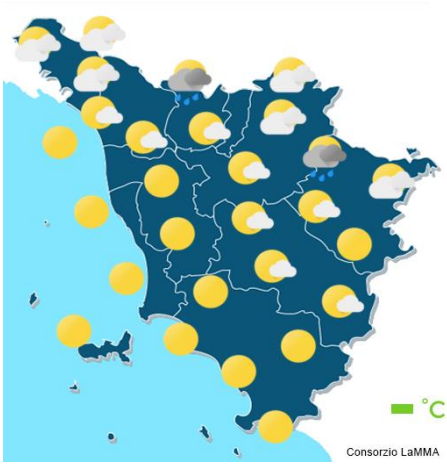

mattina



pomeriggio



sera

**Stato del cielo:** sereno al mattino, localmente nuvoloso nel pomeriggio sulle zone interne.

**Fenomeni:** isolati temporali pomeridiani in Appennino in locale sconfinamento alle zone limitrofe.

**Venti:** deboli da nord-est sulle zone interne, da nord-ovest sulla costa.

**Mari:** tra poco mossi e mossi.

**Temperature:** sostanzialmente stazionarie.

| | | Arezzo | Firenze | Grosseto | Livorno | Lucca | Massa | Pisa | Pistoia | Prato | Siena |
|---|---|---|---|---|---|---|---|---|---|---|---|
| T. min | osservata | 17 | 20 | 19 | 24 | 20 | 22 | 19 | 21 | 22 | 21 |
| | anomalia* | 3 | 2 | 2 | 3 | 2 | 3 | 2 | 4 | 4 | 4 |
| T. max | osservata | 34 | 36 | 36 | 31 | 34 | 32 | 32 | 33 | 34 | 36 |
| | anomalia* | 4 | 5 | 6 | 4 | 4 | 3 | 3 | 3 | 3 | 7 |
| Precipitazione (mm/24ore) | | 0 | 3 | 0 | 0 | 0 | 0 | 0 | 2 | 3 | 0 |

*anomalia calcolata sulla base della normale climatica decadale 1981-2010 Dati: SIR-Regione Toscana, AM, LaMMA

Temperatura Minima del 06/07/2022

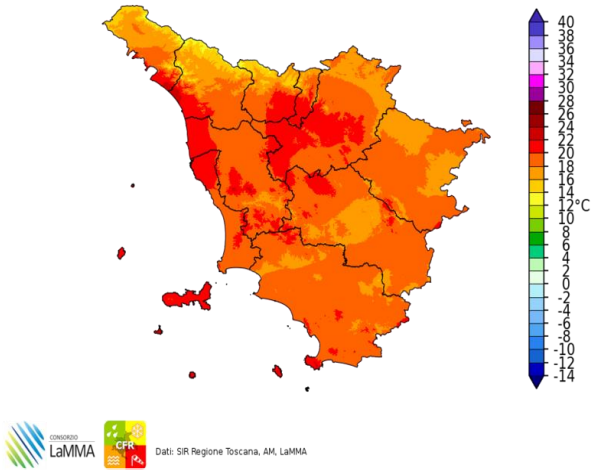


Dati: SIR Regione Toscana, AM, LaMMA

Differenza della Temperatura Minima tra 06/07/2022 e 05/07/2022

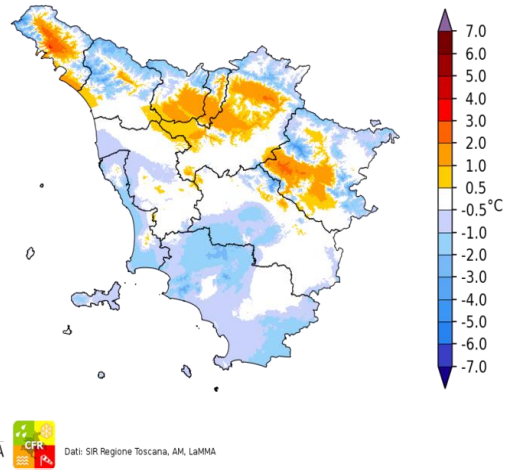


Dati: SIR Regione Toscana, AM, LaMMA

Temperatura Massima del 06/07/2022

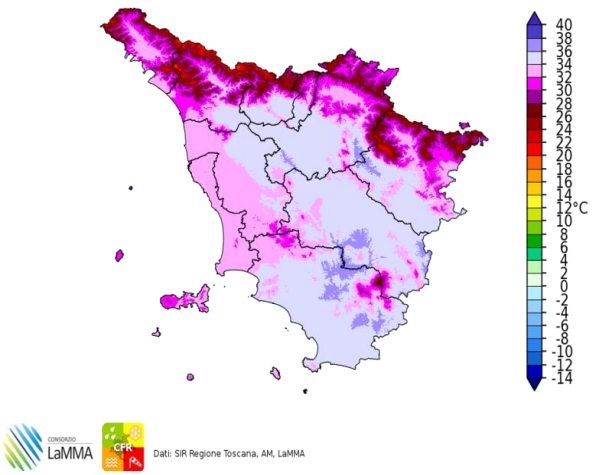


Dati: SIR Regione Toscana, AM, LaMMA

Differenza della Temperatura Massima tra 06/07/2022 e 05/07/2022

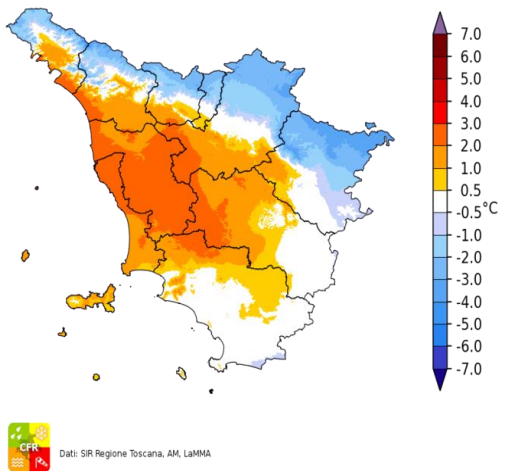


Dati: SIR Regione Toscana, AM, LaMMA

Precipitazione del 06/07/2022

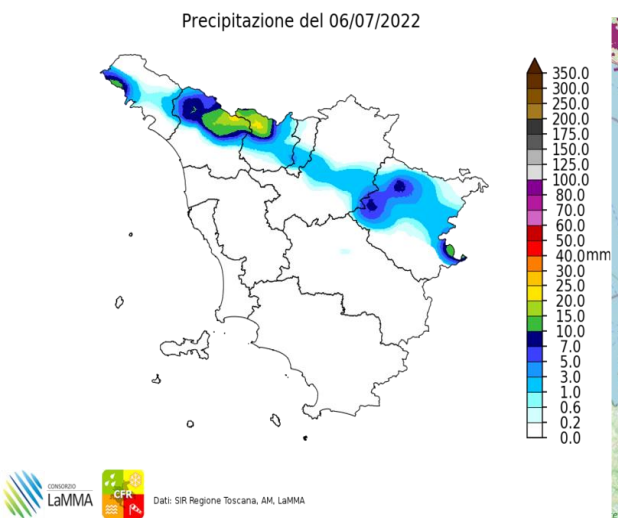


Dati: SIR Regione Toscana, AM, LaMMA

Fulminazioni osservate il giorno 06 Luglio

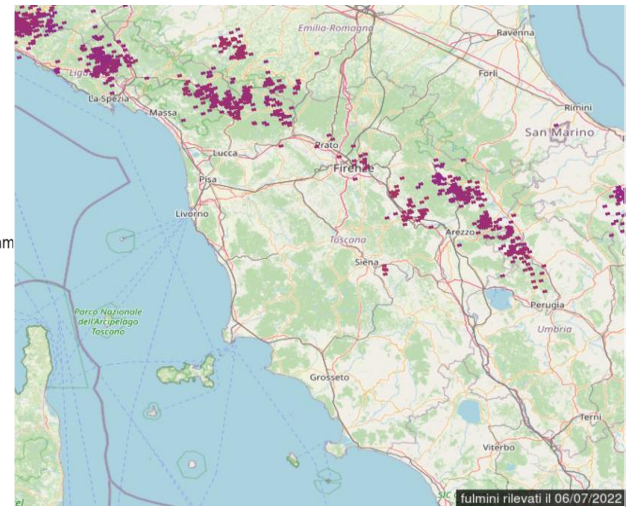

## Giovedi' 7 Luglio 2022

**Situazione:** un fronte freddo da nord interessa dalla sera, più direttamente le regioni orientali dell'Italia.

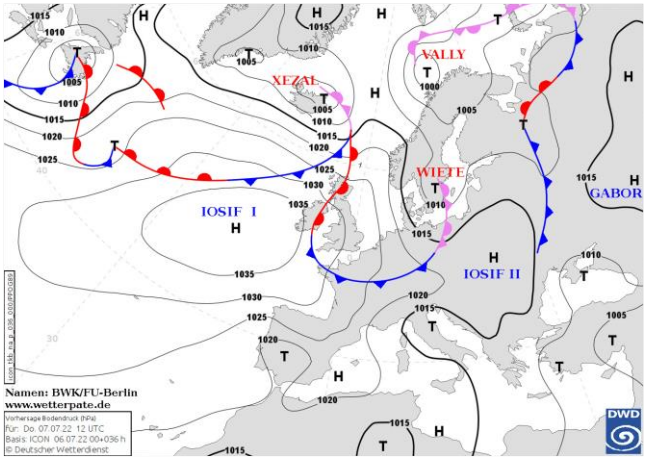

Pressione al suolo e fronti del 07 Luglio alle 12 UTC


Meteosat HRV del 07 Luglio alle 12 UTC

**situazione in Toscana**



mattina



pomeriggio

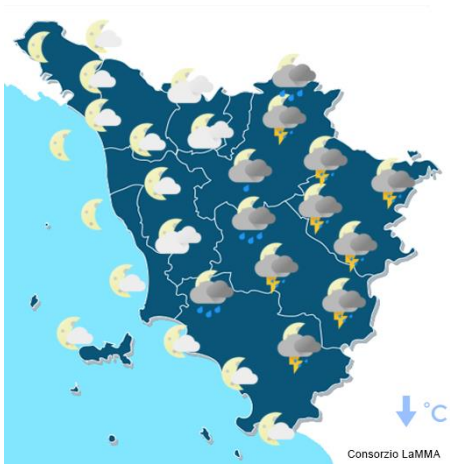

sera

**Stato del cielo:** sereno al mattino; variabile dalla tarda mattinata.

**Fenomeni:** rovesci e temporali sparsi in particolare su rilievi e zone interne. Si segnalano grandinate e colpi di vento in particolare la sera.

**Venti:** deboli da nord-est con rinforzi dal pomeriggio sulle zone interne; di Maestrale sulla costa fino a moderati nel pomeriggio.

**Mari:** poco mossi o localmente mossi.

**Temperature:** in calo.

| | | Arezzo | Firenze | Grosseto | Livorno | Lucca | Massa | Pisa | Pistoia | Prato | Siena |
|---|---|---|---|---|---|---|---|---|---|---|---|
| T. min | osservata | 17 | 17 | 17 | 24 | 21 | 23 | 16 | 19 | 20 | 15 |
| | anomalia* | 3 | -1 | 1 | 4 | 3 | 4 | -1 | 2 | 2 | -2 |
| T. max | osservata | 34 | 36 | 34 | 29 | 33 | 31 | 32 | 34 | 36 | 34 |
| | anomalia* | 4 | 5 | 4 | 1 | 3 | 3 | 2 | 3 | 4 | 5 |
| Precipitazione (mm/24ore) | | 0 | 0 | 2 | 0 | 0 | 0 | 0 | 1 | 2 | 21 |

*anomalia calcolata sulla base della normale climatica decadale 1981-2010 Dati: SIR-Regione Toscana, AM, LaMMA

Temperatura Minima del 07/07/2022

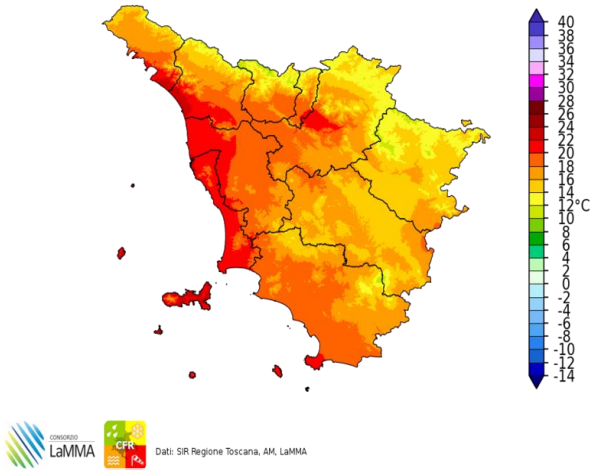


Dati: SIR Regione Toscana, AM, LaMMA

Differenza della Temperatura Minima tra 07/07/2022 e 06/07/2022

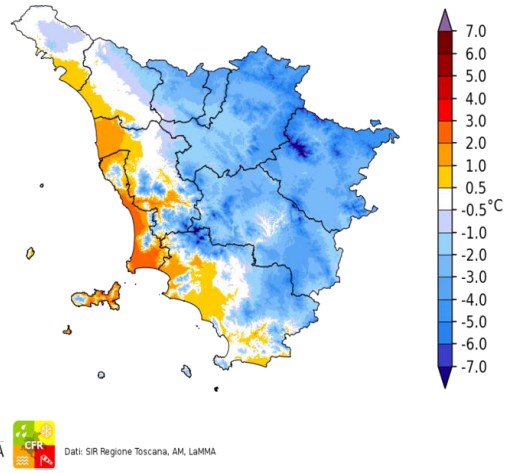


Dati: SIR Regione Toscana, AM, LaMMA

Temperatura Massima del 07/07/2022

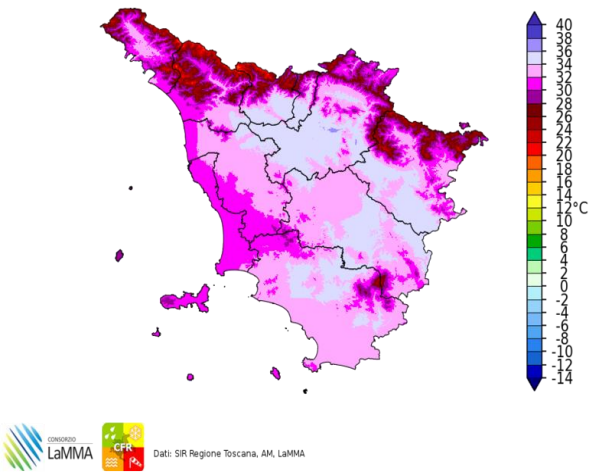


Dati: SIR Regione Toscana, AM, LaMMA

Differenza della Temperatura Massima tra 07/07/2022 e 06/07/2022

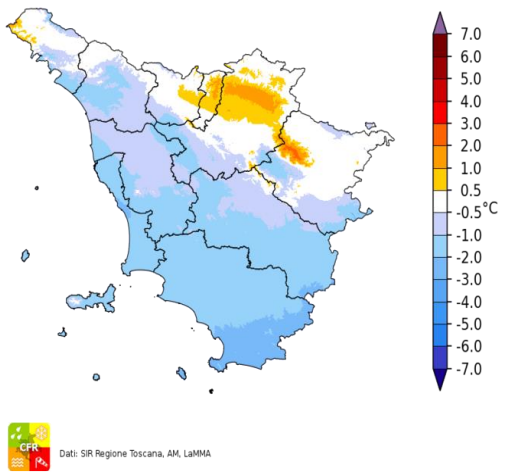


Dati: SIR Regione Toscana, AM, LaMMA

Precipitazione del 07/07/2022

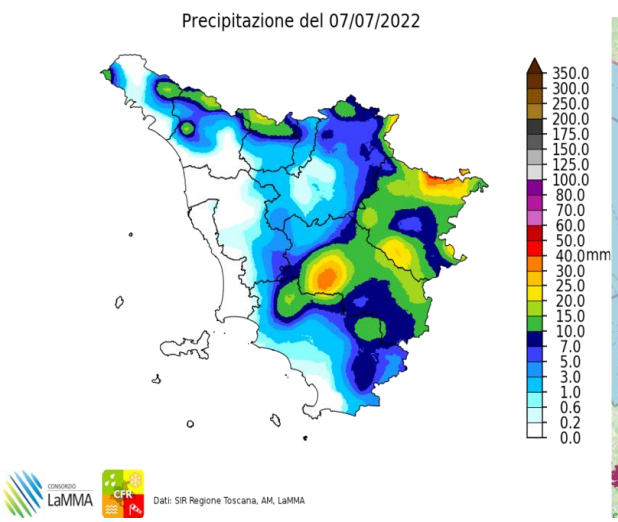


Dati: SIR Regione Toscana, AM, LaMMA

Fulminazioni osservate il giorno 07 Luglio

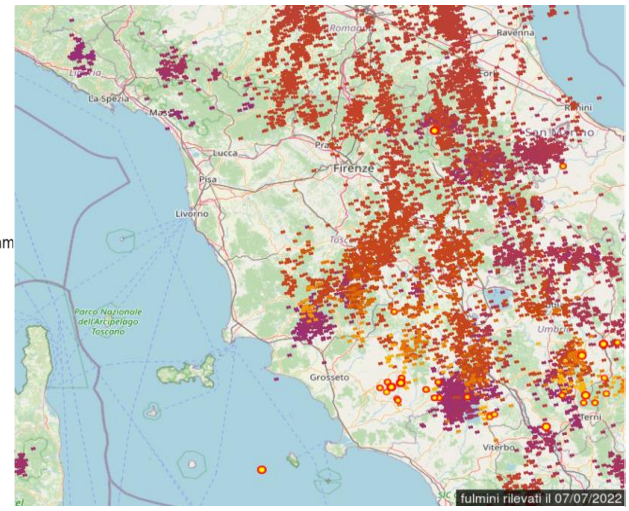

## Venerdi' 8 Luglio 2022

**Situazione:** rimonta dell'alta pressione sotto la spinta dell'anticiclone delle Azzorre.

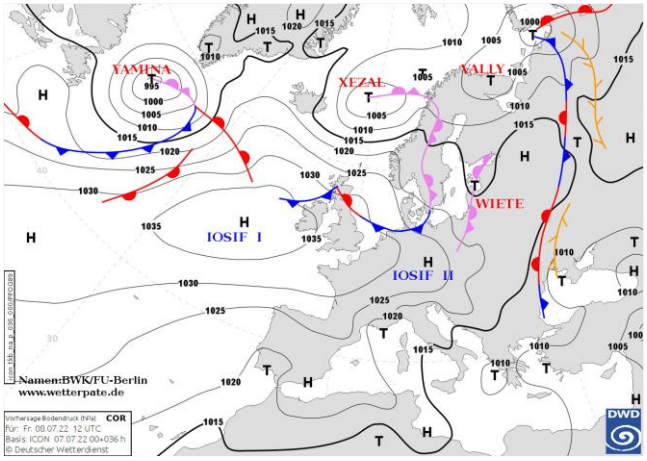

Pressione al suolo e fronti del 08 Luglio alle 12 UTC



Meteosat HRV del 08 Luglio alle 12 UTC

**situazione in Toscana**

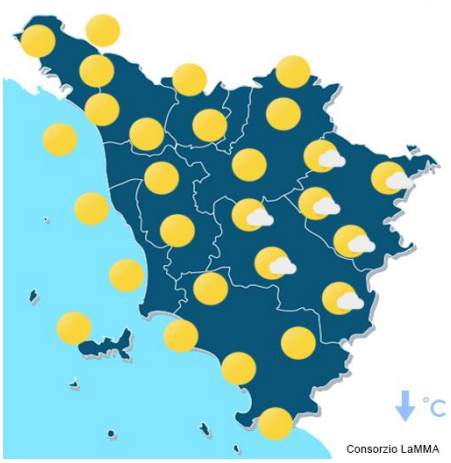

mattina

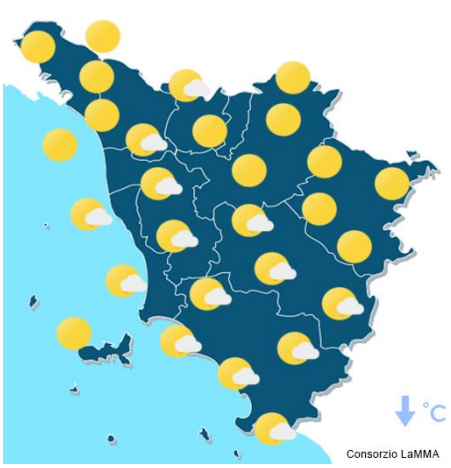

pomeriggio



sera

**Stato del cielo:** soleggiato.

**Fenomeni:** nessuno.

**Venti:** deboli o moderati da nord-est, temporaneamente di Maestrale sulla costa nel pomeriggio.

**Mari:** tra poco mossi e mossi.

**Temperature:** in lieve calo.

| | | Arezzo | Firenze | Grosseto | Livorno | Lucca | Massa | Pisa | Pistoia | Prato | Siena |
|---|---|---|---|---|---|---|---|---|---|---|---|
| T. min | osservata | 13 | 15 | 17 | 22 | 19 | 21 | 16 | 17 | 21 | 16 |
| | anomalia* | -1 | -3 | 0 | 2 | 1 | 2 | -1 | 0 | 2 | -1 |
| T. max | osservata | 29 | 32 | 33 | 30 | 33 | 29 | 33 | 30 | 31 | 29 |
| | anomalia* | -1 | 1 | 3 | 3 | 3 | 0 | 3 | 0 | -1 | 0 |
| Precipitazione (mm/24ore) | | 16 | 0 | 0 | 0 | 0 | 0 | 0 | 0 | 0 | 0 |

*anomalia calcolata sulla base della normale climatica decadale 1981-2010

Dati: SIR-Regione Toscana, AM, LaMMA

Temperatura Minima del 08/07/2022

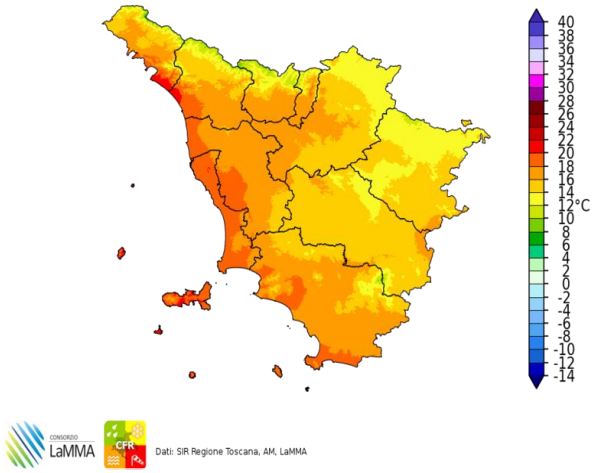


Dati: SIR Regione Toscana, AM, LaMMA

Differenza della Temperatura Minima tra 08/07/2022 e 07/07/2022

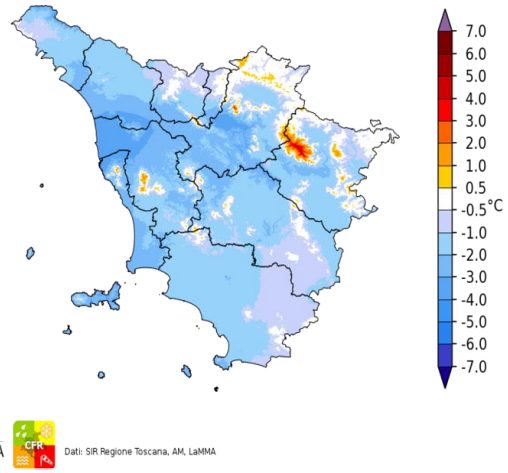


Dati: SIR Regione Toscana, AM, LaMMA

Temperatura Massima del 08/07/2022




Dati: SIR Regione Toscana, AM, LaMMA

Differenza della Temperatura Massima tra 08/07/2022 e 07/07/2022

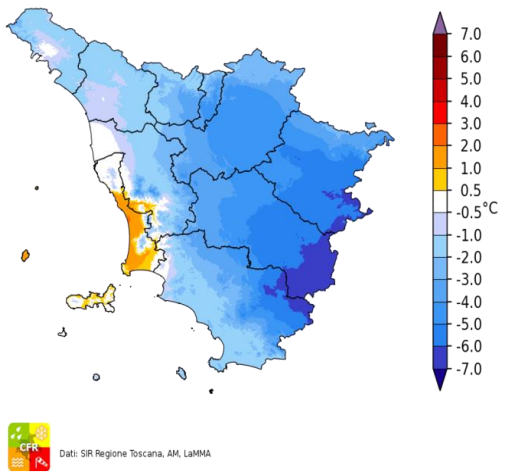


Dati: SIR Regione Toscana, AM, LaMMA

Precipitazione del 08/07/2022

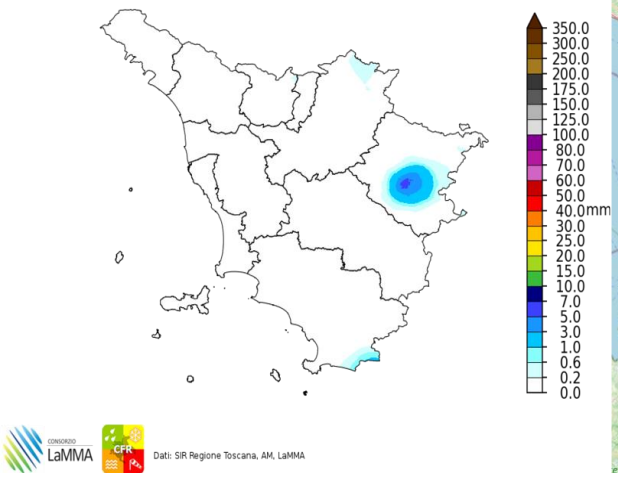


Dati: SIR Regione Toscana, AM, LaMMA

Fulminazioni osservate il giorno 08 Luglio

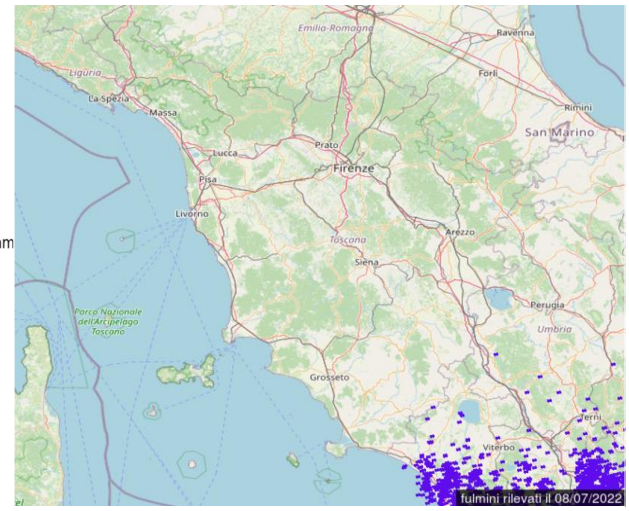

## Sabato 9 Luglio 2022

**Situazione:** alta pressione di matrice azzorriana sulla nostra penisola garantisce stabilità atmosferica, temperature elevate ma senza particolari disagi.

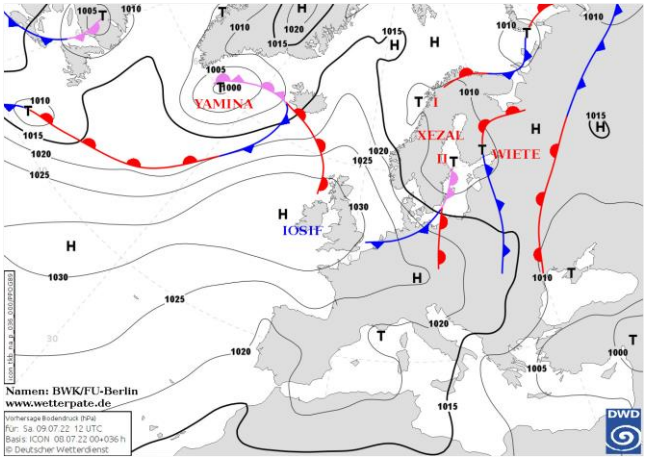

Pressione al suolo e fronti del 09 Luglio alle 12 UTC


Meteosat HRV del 09 Luglio alle 12 UTC

**situazione in Toscana**

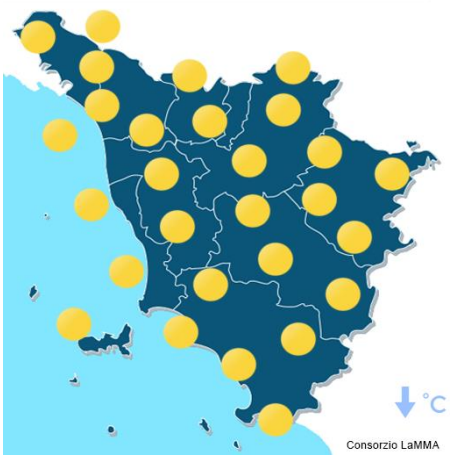

mattina



pomeriggio



sera

**Stato del cielo:** sereno o poco nuvoloso con modesti addensamenti pomeridiani nelle zone interne e in prossime ai rilievi.

**Fenomeni:** nessuno.

**Venti:** deboli da nord-est nelle zone interne; fino a moderati di Maestrale sulla costa nel pomeriggio.

**Mari:** poco mossi; mossi nel pomeriggio a sud di Piombino.

**Temperature:** minime in calo; massime quasi stazionarie.

| | | Arezzo | Firenze | Grosseto | Livorno | Lucca | Massa | Pisa | Pistoia | Prato | Siena |
|---|---|---|---|---|---|---|---|---|---|---|---|
| T. min | osservata | 13 | 14 | 17 | 23 | 17 | 20 | 16 | 16 | 18 | 19 |
| | anomalia* | -2 | -3 | 0 | 3 | -1 | 0 | -1 | -1 | 0 | 2 |
| T. max | osservata | 29 | 32 | 33 | 29 | 32 | 28 | 31 | 31 | 33 | 29 |
| | anomalia* | -1 | 1 | 3 | 2 | 1 | -1 | 1 | 0 | 2 | 0 |
| Precipitazione (mm/24ore) | | 0 | 0 | 0 | 0 | 0 | 0 | 0 | 0 | 0 | 0 |

*anomalia calcolata sulla base della normale climatica decadale 1981-2010 Dati: SIR-Regione Toscana, AM, LaMMA

Temperatura Minima del 09/07/2022

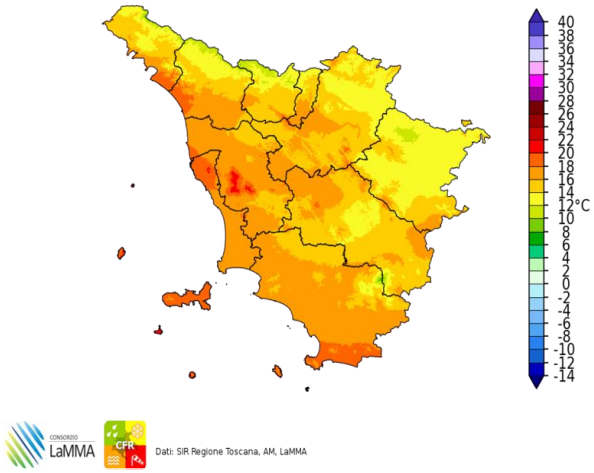


Dati: SIR Regione Toscana, AM, LaMMA

Differenza della Temperatura Minima tra 09/07/2022 e 08/07/2022

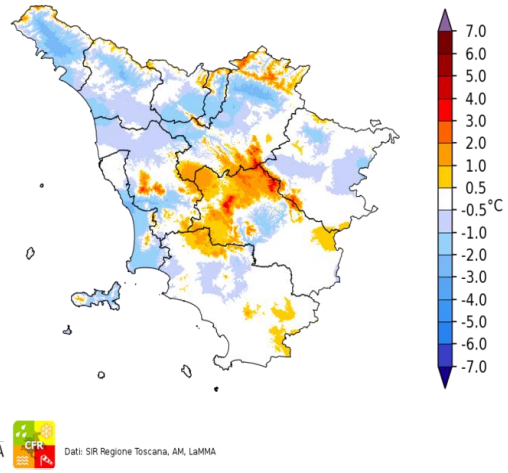


Dati: SIR Regione Toscana, AM, LaMMA

Temperatura Massima del 09/07/2022




Dati: SIR Regione Toscana, AM, LaMMA

Differenza della Temperatura Massima tra 09/07/2022 e 08/07/2022

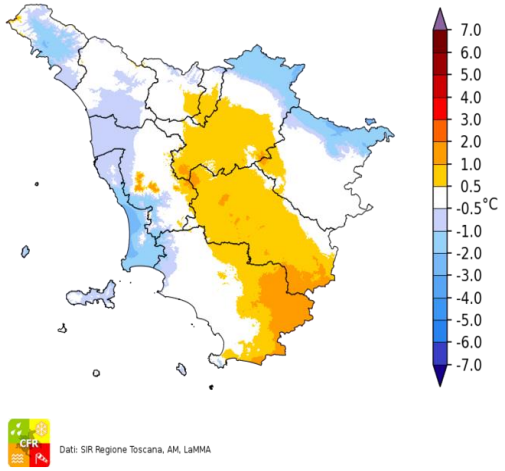


Dati: SIR Regione Toscana, AM, LaMMA

Precipitazione del 09/07/2022

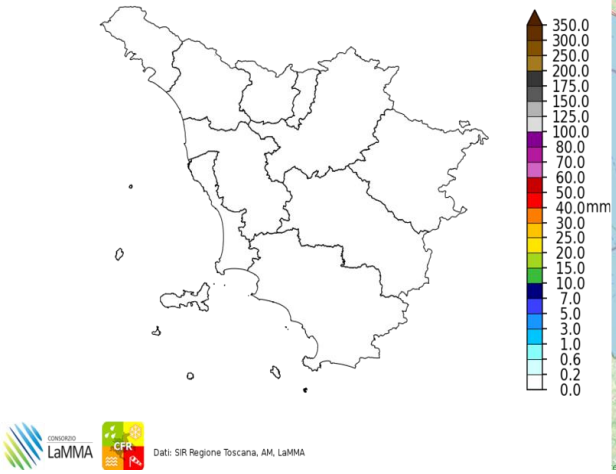


Dati: SIR Regione Toscana, AM, LaMMA

Fulminazioni osservate il giorno 09 Luglio

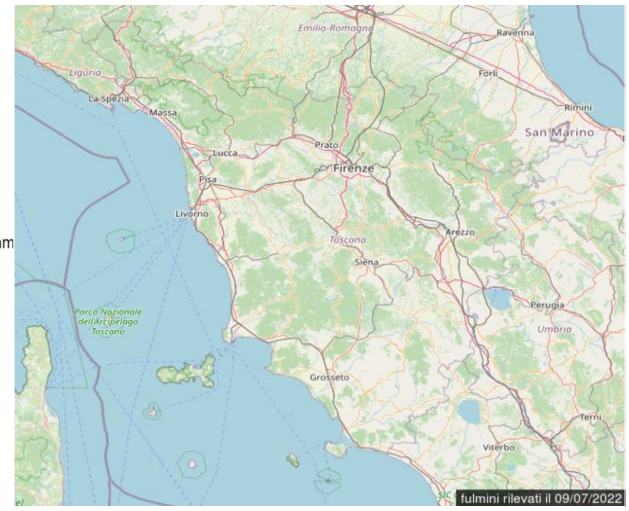

## Domenica 10 Luglio 2022

**Situazione:** penisola italiana sul fianco sinistro di un promontorio anticiclonico con asse tra penisola iberica e isole britanniche. Condizioni in prevalenza stabili e soleggiate.

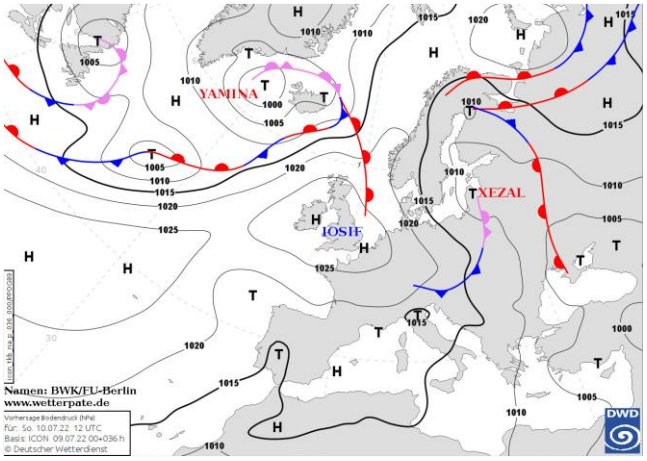

Pressione al suolo e fronti del 10 Luglio alle 12 UTC

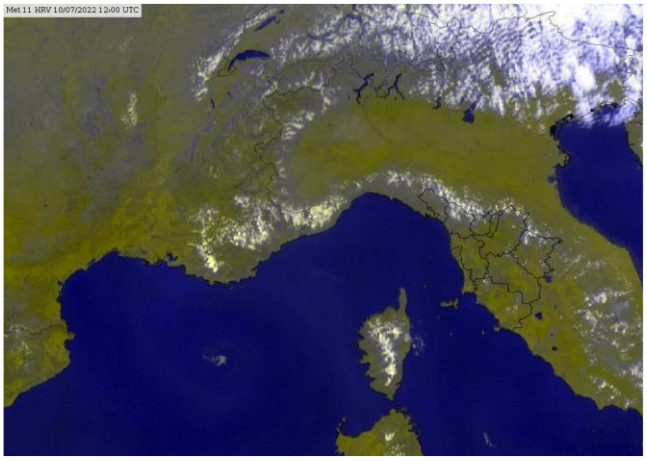
Meteosat HRV del 10 Luglio alle 12 UTC

**situazione in Toscana**

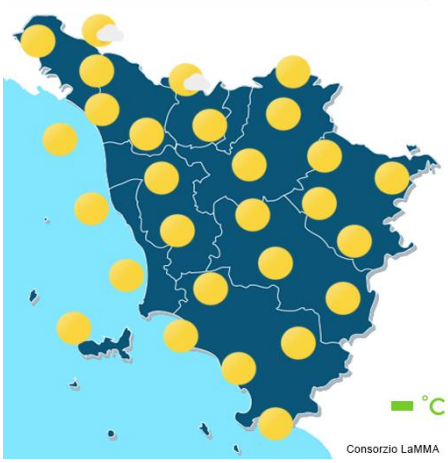

mattina

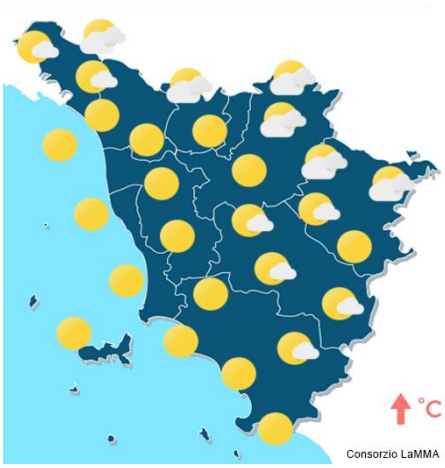

pomeriggio



sera

**Stato del cielo:** sereno o poco nuvoloso con moderato sviluppo di nubi cumuliformi sui rilievi nel pomeriggio.

**Fenomeni:** nessuno.

**Venti:** deboli di brezza con rinforzi pomeridiani lungo la costa.

**Mari:** poco mossi.

**Temperature:** quasi stazionarie le minime, massime in aumento nell'interno.

| | | Arezzo | Firenze | Grosseto | Livorno | Lucca | Massa | Pisa | Pistoia | Prato | Siena |
|---|---|---|---|---|---|---|---|---|---|---|---|
| T. min | osservata | 13 | 14 | 19 | 22 | 17 | 20 | 16 | 15 | 18 | 18 |
| | anomalia* | -2 | -3 | 3 | 2 | -1 | 1 | -1 | -2 | -1 | 1 |
| T. max | osservata | 32 | 34 | 33 | 29 | 32 | 30 | 31 | 31 | 33 | 33 |
| | anomalia* | 1 | 3 | 2 | 2 | 2 | 1 | 2 | 1 | 2 | 4 |
| Precipitazione (mm/24ore) | | 0 | 0 | 0 | 0 | 0 | 0 | 0 | 0 | 0 | 0 |

*anomalia calcolata sulla base della normale climatica decadale 1981-2010 Dati: SIR-Regione Toscana, AM, LaMMA

Temperatura Minima del 10/07/2022

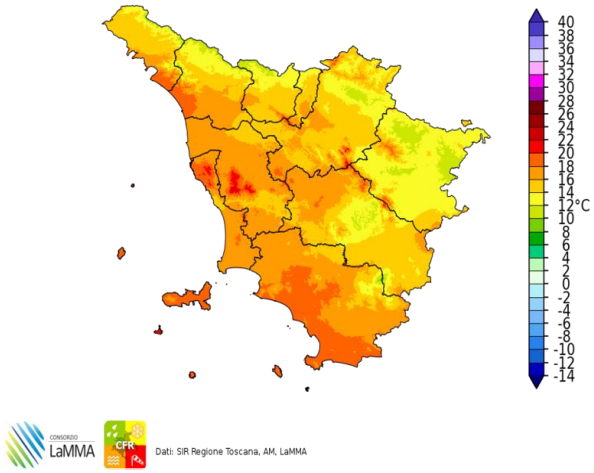


Dati: SIR Regione Toscana, AM, LaMMA

Differenza della Temperatura Minima tra 10/07/2022 e 09/07/2022

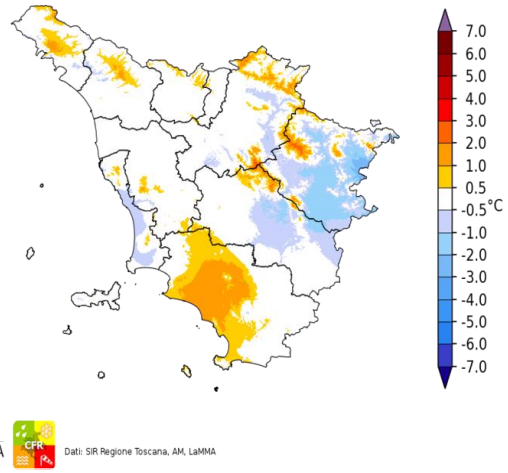


Dati: SIR Regione Toscana, AM, LaMMA

Temperatura Massima del 10/07/2022

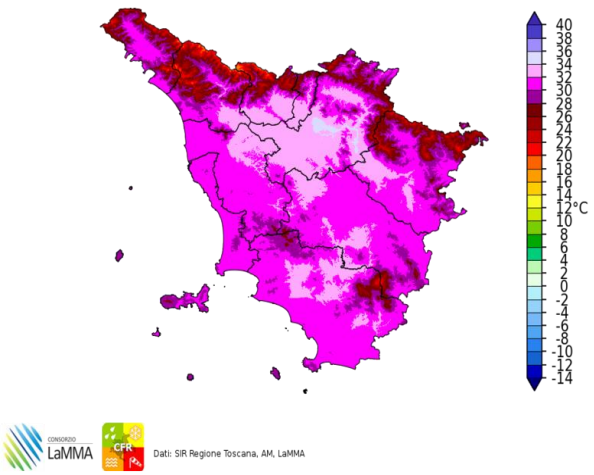


Dati: SIR Regione Toscana, AM, LaMMA

Differenza della Temperatura Massima tra 10/07/2022 e 09/07/2022

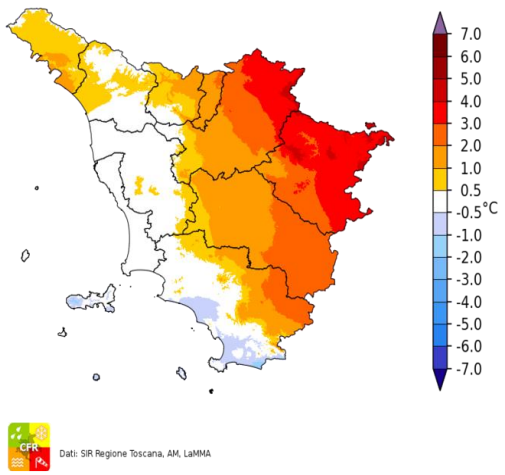


Dati: SIR Regione Toscana, AM, LaMMA

Precipitazione del 10/07/2022

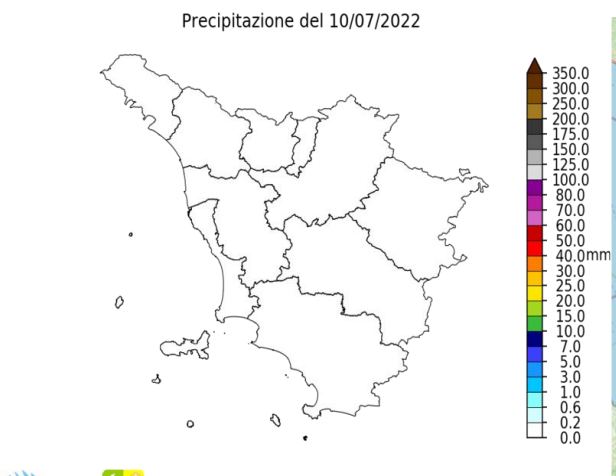


Dati: SIR Regione Toscana, AM, LaMMA

Fulminazioni osservate il giorno 10 Luglio

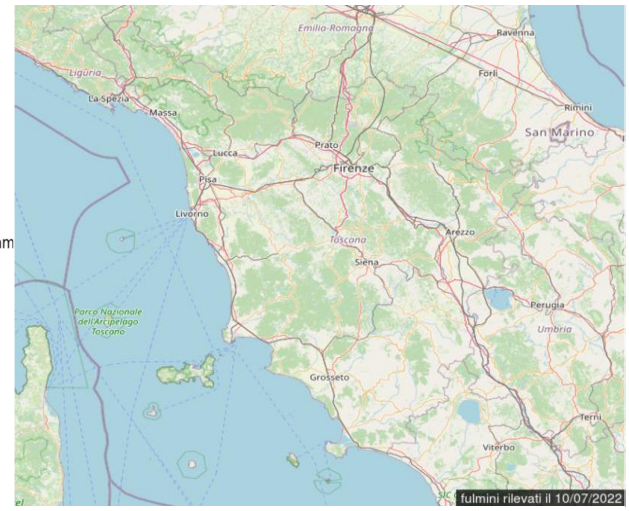

## I decade - Quadro regionale – Precipitazioni

Nel corso della prima decade di Luglio si è assistito al rapido transito di un impulso perturbato tra il 6 e il 7 del mese che ha portato precipitazioni sparse, prevalentemente temporalesche, localizzate sull'Appennino settentrionale e sul senese e aretino; su queste zone si sono registrati cumulati anche superiori a 50-60 mm, valori che risultano superiori a quelli che tipicamente si osservano nei dieci giorni su quelle zone.

Il resto del territorio non è stato invece interessato da precipitazioni degne di nota.

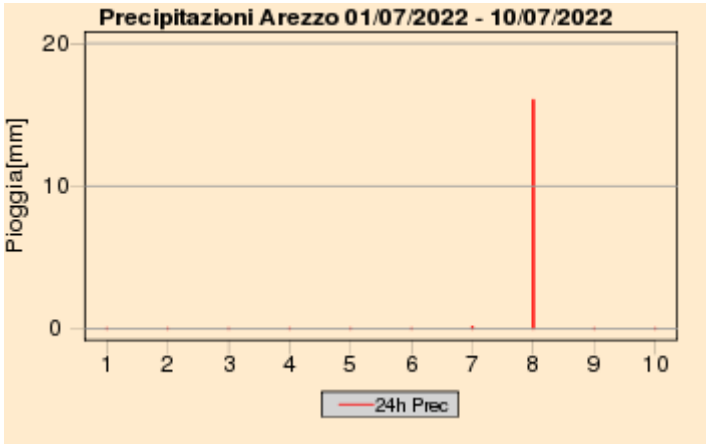


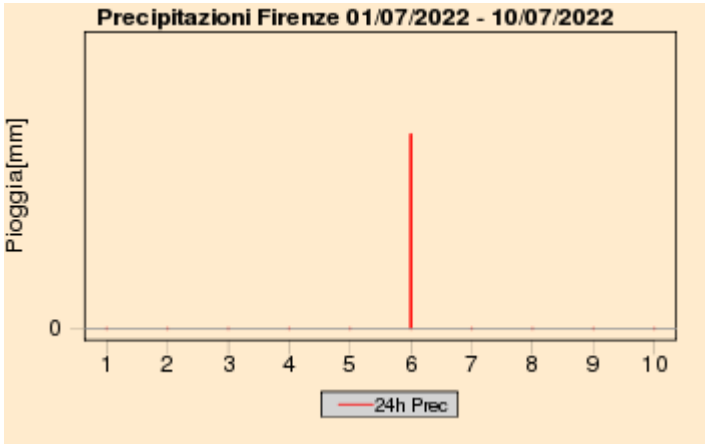


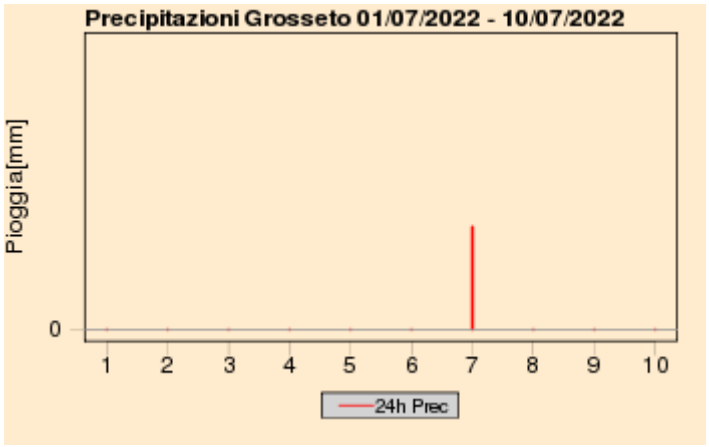


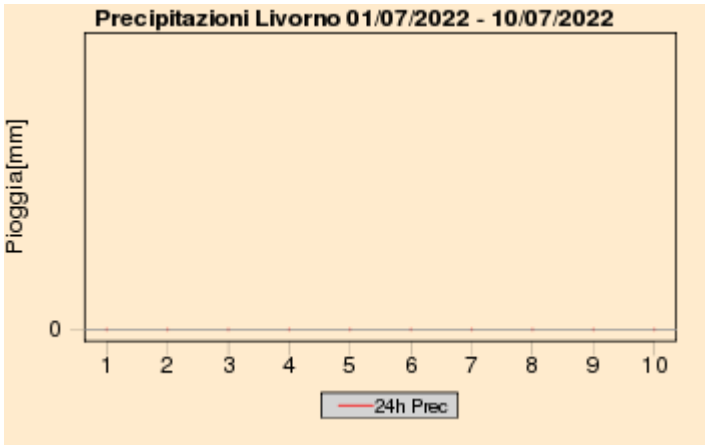





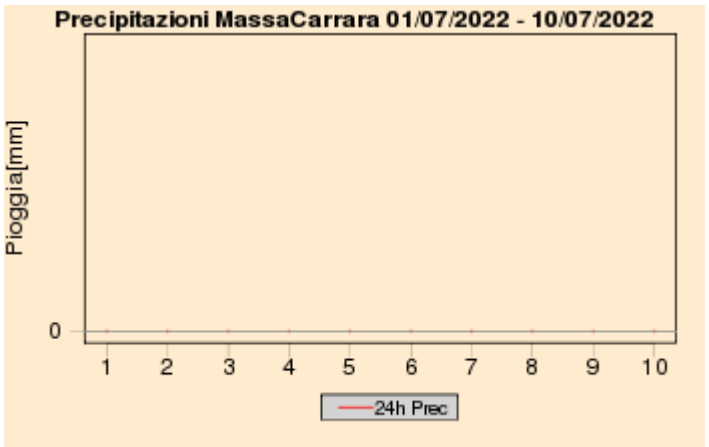

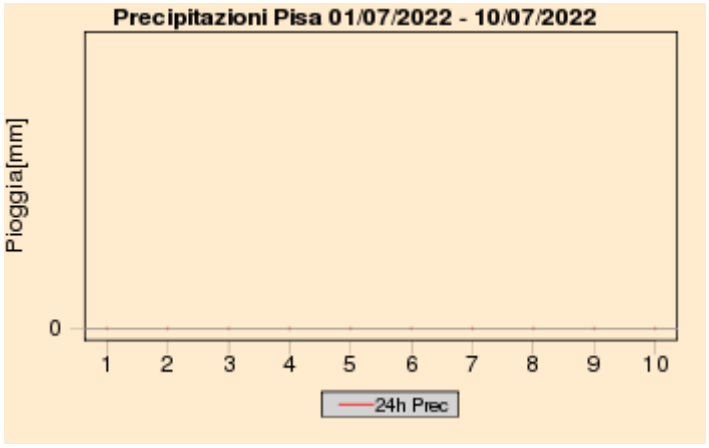


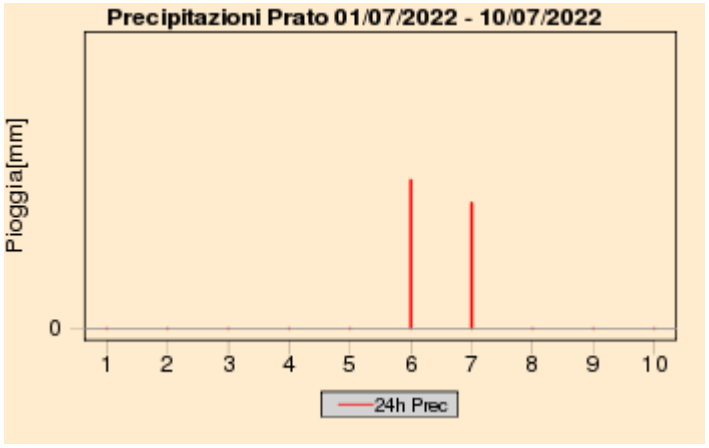


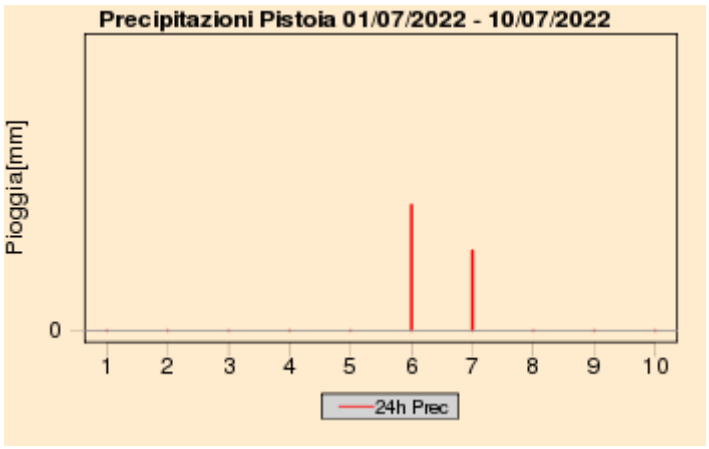


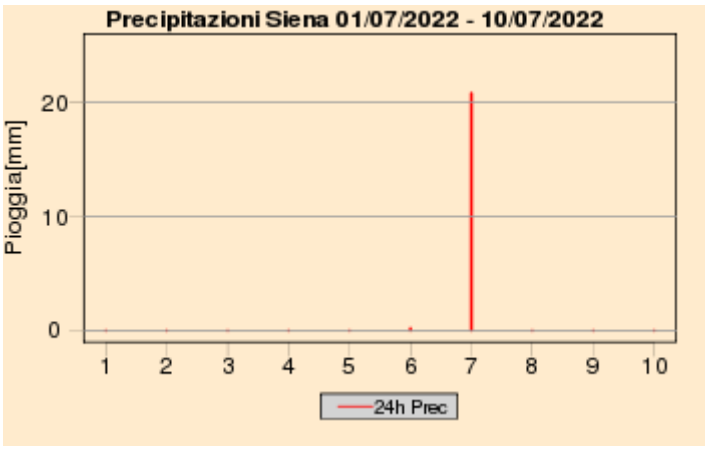


## Quadro regionale – Cumulati decadali di precipitazione, anomalia di precipitazione e numero di giorni di pioggia

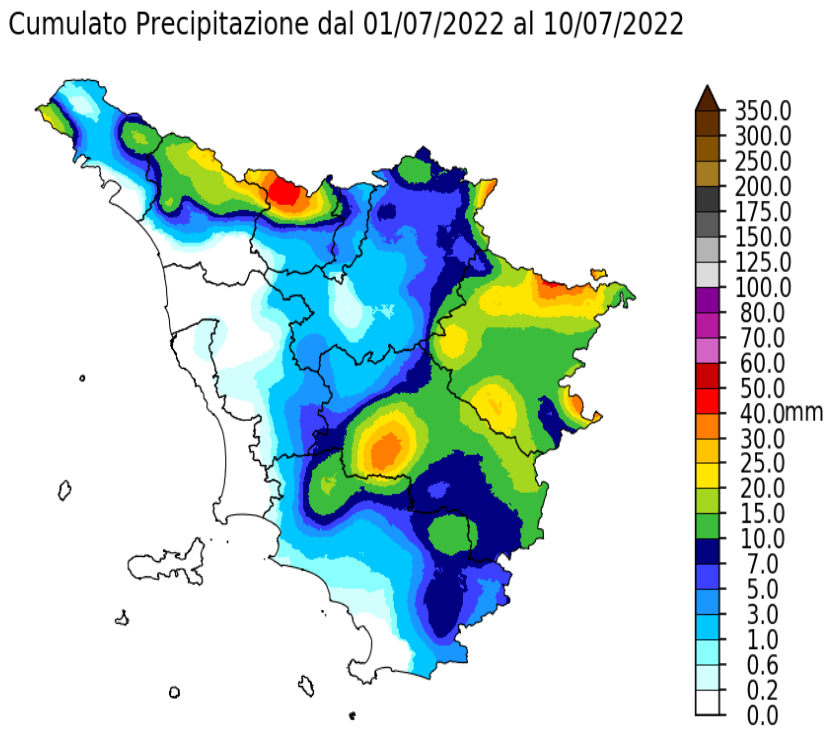


Dati: SIR Regione Toscana, AM, LaMMA

Percentuale di Precipitazione rispetto alla media climatica
dal 01/07/2022 al 10/07/2022

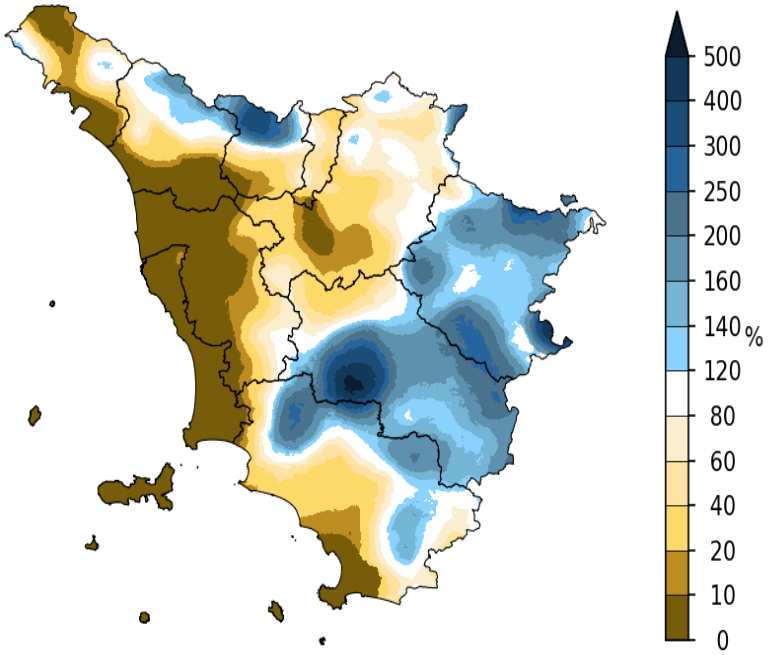


Dati: SIR Regione Toscana, AM, LaMMA

Giorni con Pioggia ≥ di 1 mm dal 01/07/2022 al 10/07/2022

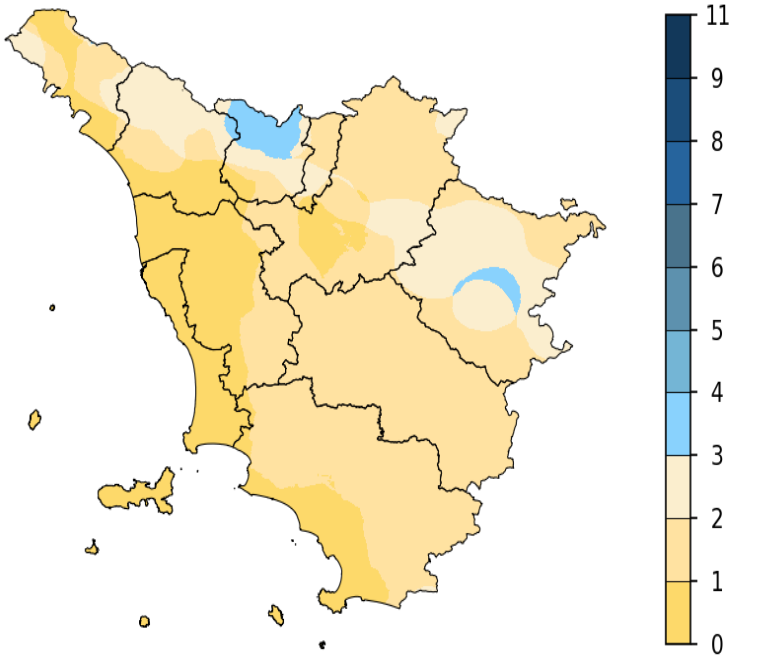


Dati: SIR Regione Toscana, AM, LaMMA

# I decade - Quadro regionale – Temperature

La prima decade di Luglio ha fatto registrare nel complesso temperature superiori alle medie, in particolare per quanto riguarda i valori massimi che complessivamente hanno fatto segnare anomalie positive anche superiori a 3-4 gradi. Più contenute invece le anomalie positive per quanto riguarda i valori minimi giornalieri, generalmente inferiori a 1 grado.

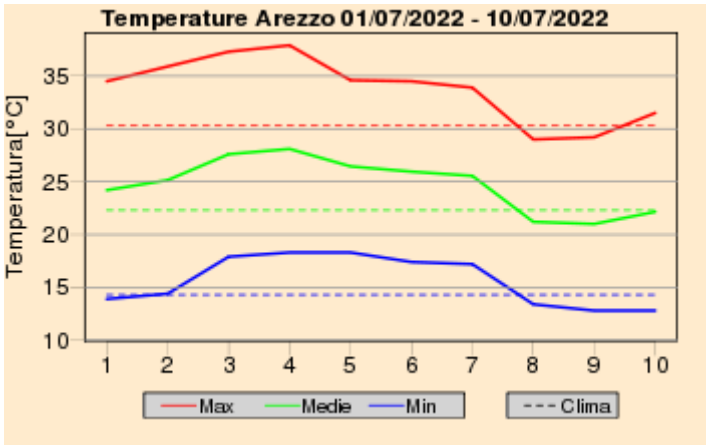


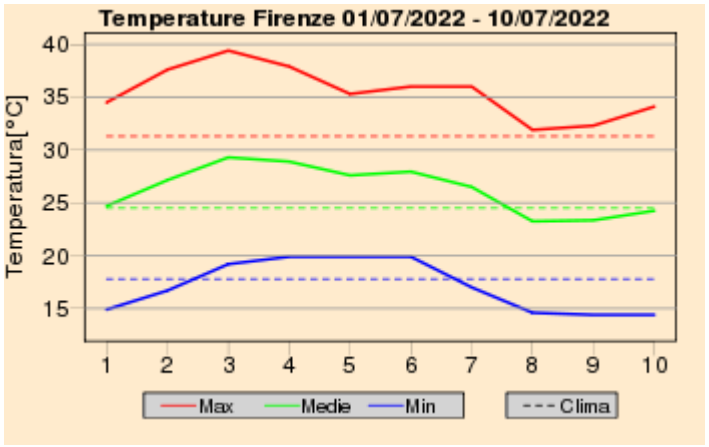


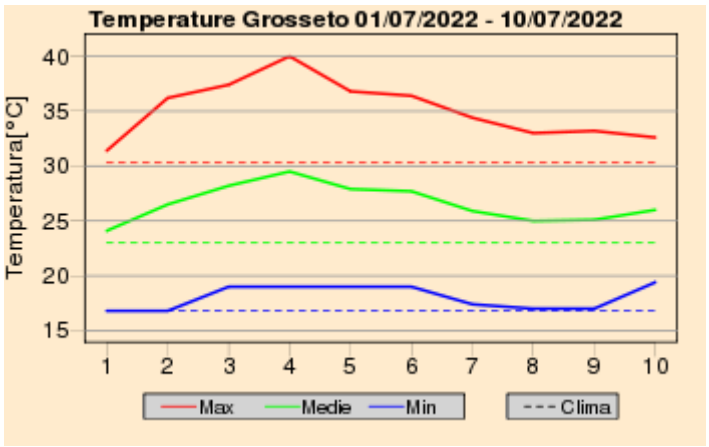


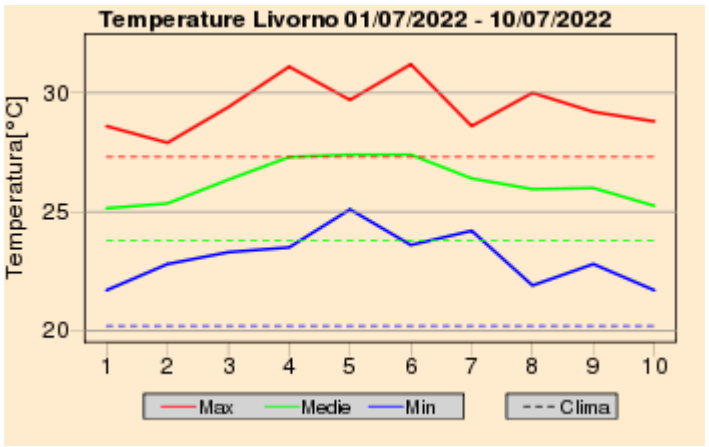


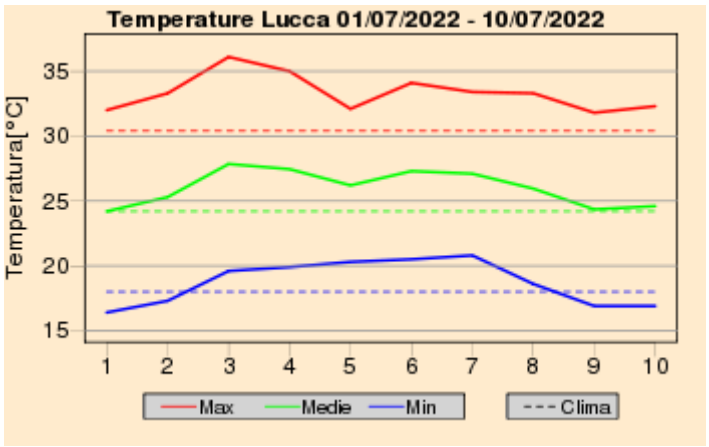


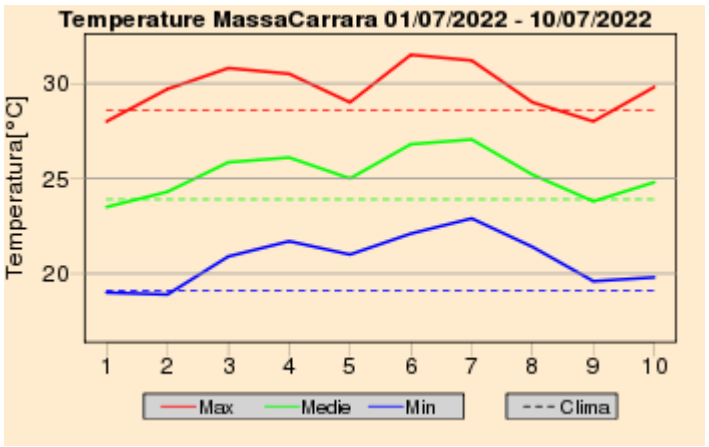

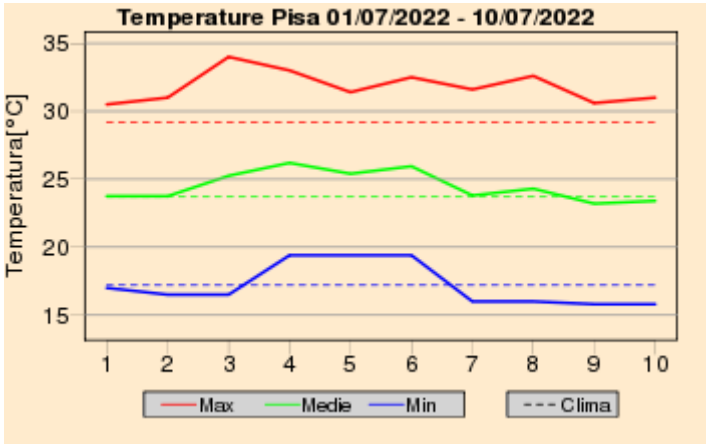


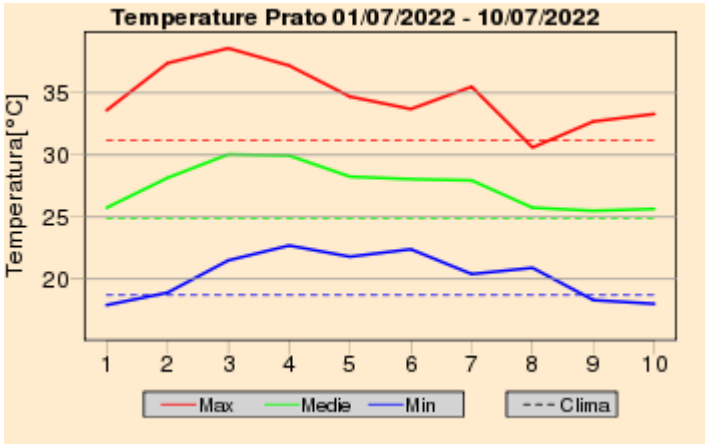


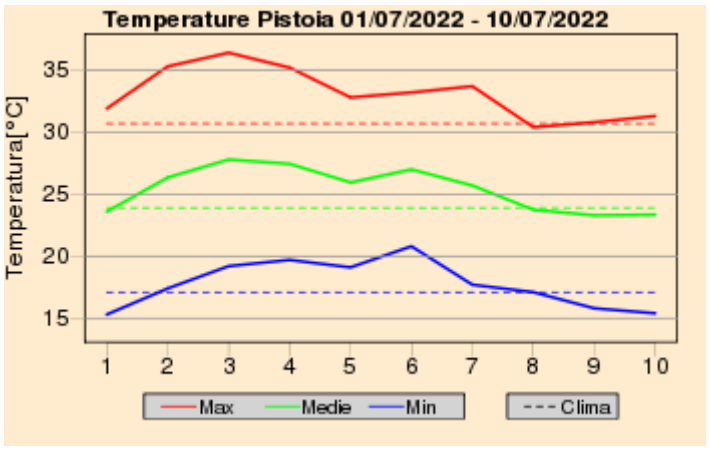


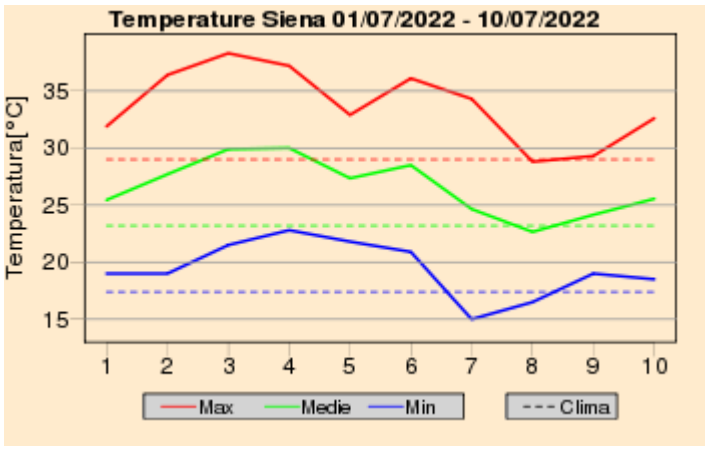


## Quadro regionale – Anomalie termiche

Anomalia Temperatura Massima Giornaliera dal 01/07/2022 al 10/07/2022

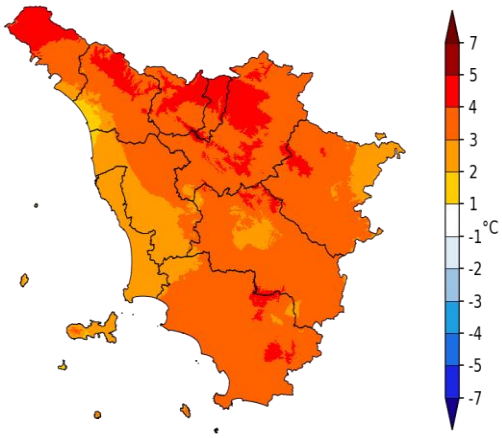


Anomalia Temperatura Minima Giornaliera dal 01/07/2022 al 10/07/2022

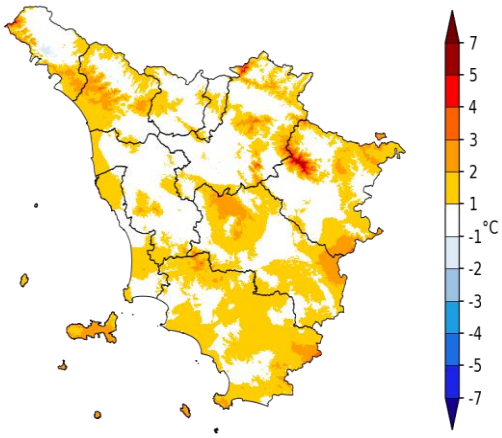


**Anomalia termica decadale per le temperature massime e minime giornaliere**

## Lunedi' 11 Luglio 2022

**Situazione:** alta pressione con flusso in quota settentrionale, tempo in prevalenza stabile con temperature prossime alle medie.

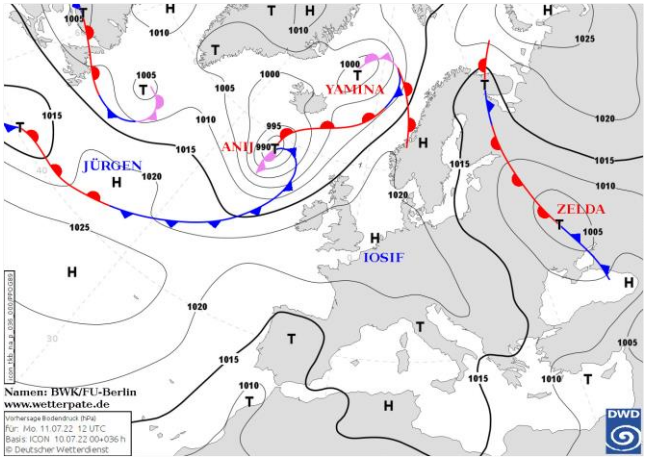


Pressione al suolo e fronti del 11 Luglio alle 12 UTC



Meteosat HRV del 11 Luglio alle 12 UTC

**situazione in Toscana**

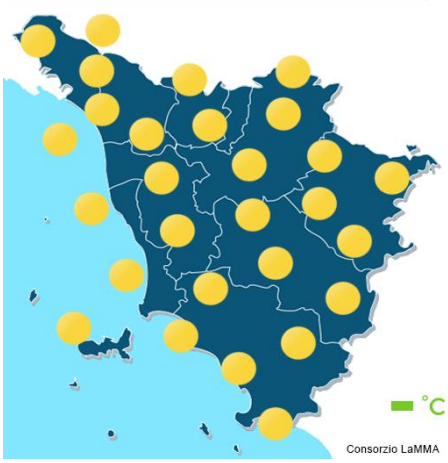


mattina




pomeriggio




sera

**Stato del cielo:** sereno salvo addensamenti pomeridiani sui rilievi.

**Fenomeni:** isolati rovesci in Appennino settentrionale nelle zone a confine con l'Emilia.

**Venti:** deboli a regime di brezza.

**Mari:** calmi o poco mossi.

**Temperature:** minime in aumento, massime in aumento in Appennino e zone orientali della regione.

| | | Arezzo | Firenze | Grosseto | Livorno | Lucca | Massa | Pisa | Pistoia | Prato | Siena |
|---|---|---|---|---|---|---|---|---|---|---|---|
| T. min | osservata | 14 | 17 | 17 | 24 | 18 | 20 | 18 | 17 | 18 | 19 |
| | anomalia* | 0 | -1 | 0 | 3 | 0 | 0 | 1 | 0 | 0 | 2 |
| T. max | osservata | 33 | 35 | 33 | 29 | 32 | 29 | 31 | 32 | 34 | 34 |
| | anomalia* | 3 | 3 | 2 | 1 | 1 | 0 | 2 | 1 | 2 | 4 |
| Precipitazione (mm/24ore) | | 0 | 0 | 0 | 0 | 0 | 0 | 0 | 0 | 0 | 0 |

*anomalia calcolata sulla base della normale climatica decadale 1981-2010 Dati: SIR-Regione Toscana, AM, LaMMA

Temperatura Minima del 11/07/2022

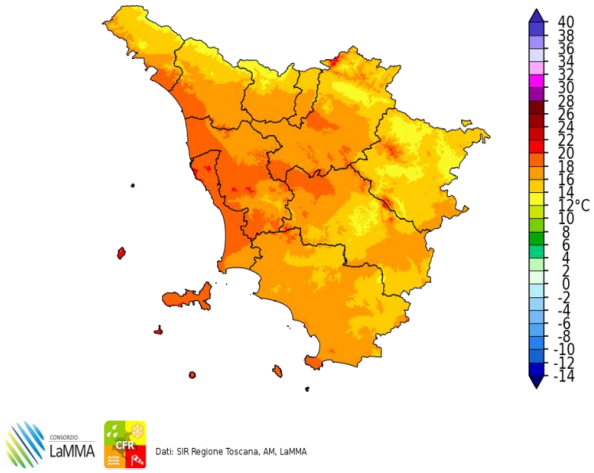


Dati: SIR Regione Toscana, AM, LaMMA

Differenza della Temperatura Minima tra 11/07/2022 e 10/07/2022

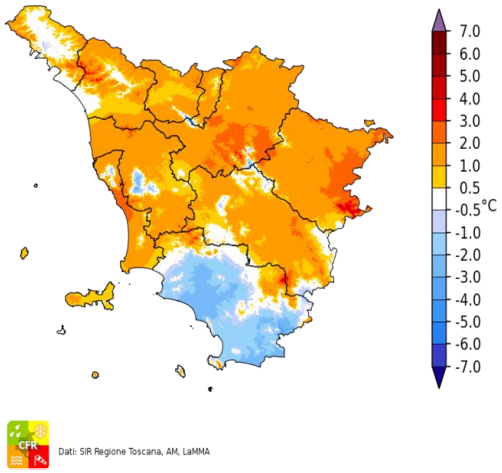


Dati: SIR Regione Toscana, AM, LaMMA

Temperatura Massima del 11/07/2022

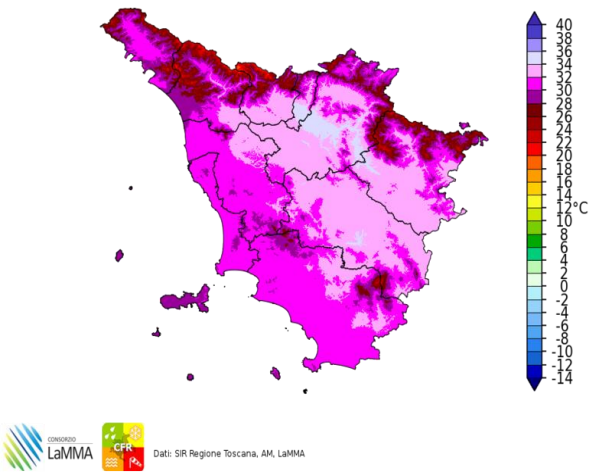


Dati: SIR Regione Toscana, AM, LaMMA

Differenza della Temperatura Massima tra 11/07/2022 e 10/07/2022

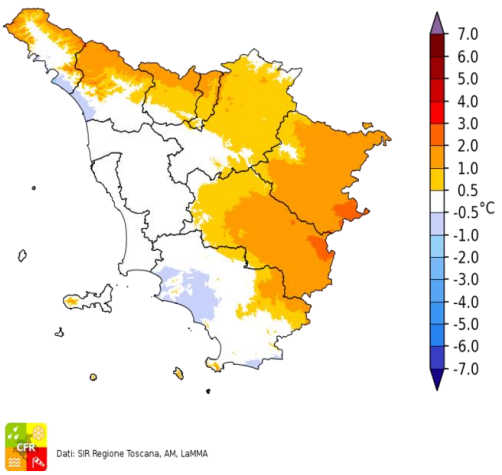


Dati: SIR Regione Toscana, AM, LaMMA

Precipitazione del 11/07/2022

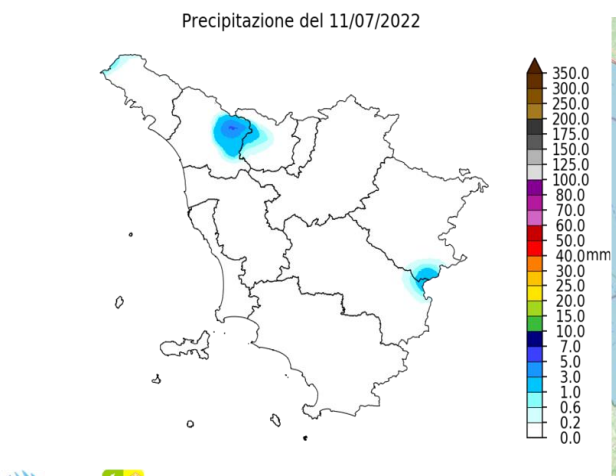


Dati: SIR Regione Toscana, AM, LaMMA

Fulminazioni osservate il giorno 11 Luglio

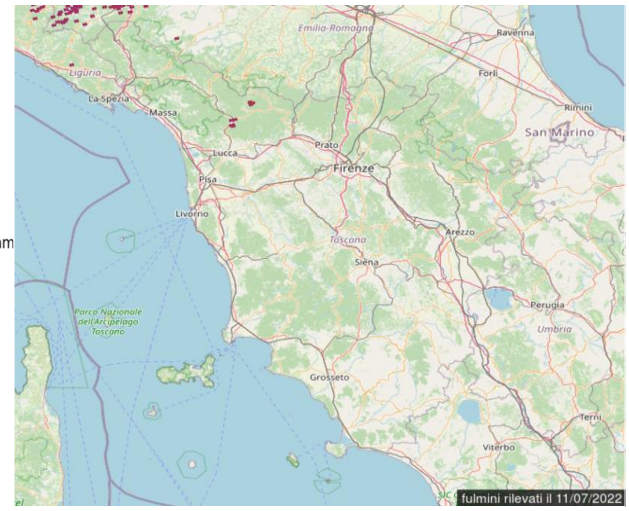

## Martedi' 12 Luglio 2022

**Situazione:** una vasta saccatura tra l'Ucraina e la Polonia pilota aria relativamente più fresca e a tratti instabile lungo la dorsale appenninica e in particolare sui versanti adriatici.

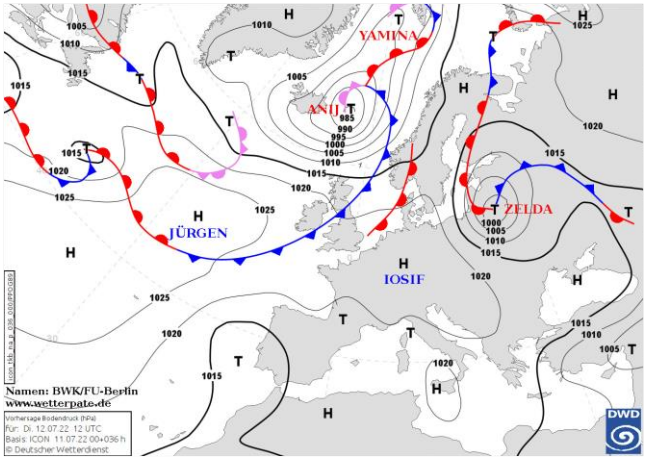

Pressione al suolo e fronti del 12 Luglio alle 12 UTC


Meteosat HRV del 12 Luglio alle 12 UTC

**situazione in Toscana**



mattina



pomeriggio



sera

**Stato del cielo:** poco o parzialmente nuvoloso.

**Fenomeni:** isolati rovesci temporaleschi.

**Venti:** deboli a regime di brezza.

**Mari:** poco mossi.

**Temperature:** minime in aumento e massime in lieve calo.

| | | Arezzo | Firenze | Grosseto | Livorno | Lucca | Massa | Pisa | Pistoia | Prato | Siena |
|---|---|---|---|---|---|---|---|---|---|---|---|
| T. min | osservata | 15 | 18 | 17 | 24 | 20 | 22 | 20 | 19 | 21 | 20 |
| | anomalia* | 1 | 0 | 0 | 3 | 2 | 3 | 2 | 2 | 2 | 2 |
| T. max | osservata | 31 | 34 | 30 | 29 | 31 | 29 | 30 | 31 | 33 | 32 |
| | anomalia* | 0 | 2 | 0 | 1 | 0 | -1 | 1 | 0 | 2 | 2 |
| Precipitazione (mm/24ore) | | 0 | 0 | 0 | 1 | 0 | 0 | 0 | 2 | 0 | 1 |

*anomalia calcolata sulla base della normale climatica decadale 1981-2010 Dati: SIR-Regione Toscana, AM, LaMMA

Temperatura Minima del 12/07/2022

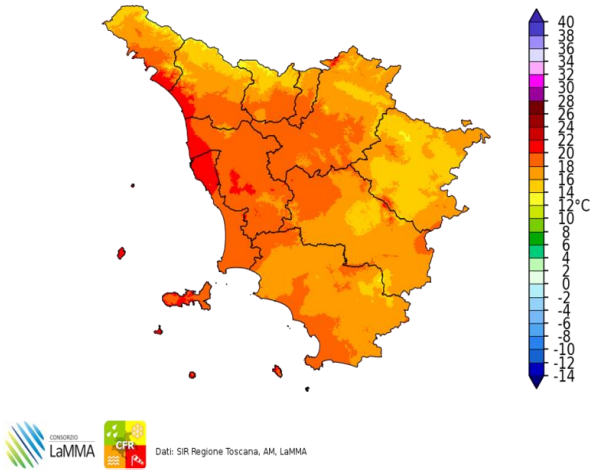


Dati: SIR Regione Toscana, AM, LaMMA

Differenza della Temperatura Minima tra 12/07/2022 e 11/07/2022

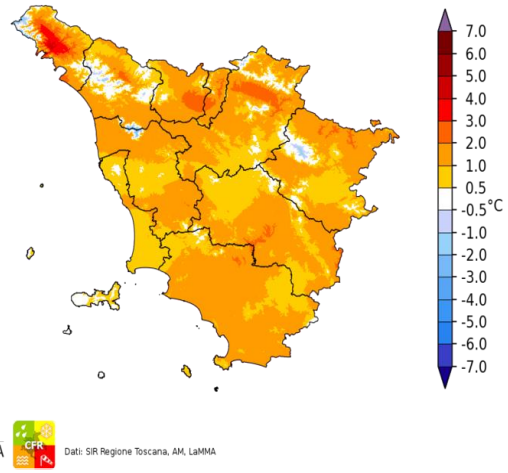


Dati: SIR Regione Toscana, AM, LaMMA

Temperatura Massima del 12/07/2022

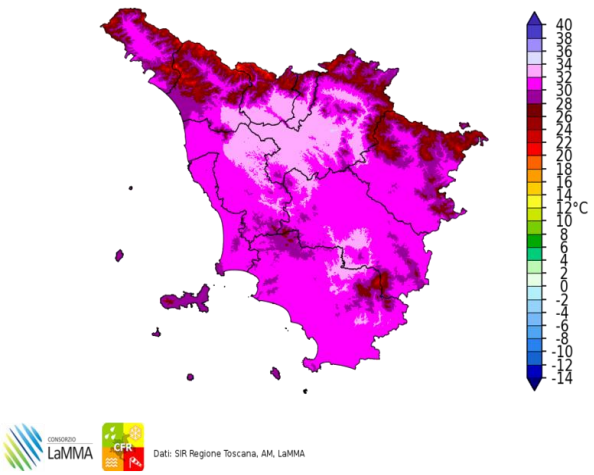


Dati: SIR Regione Toscana, AM, LaMMA

Differenza della Temperatura Massima tra 12/07/2022 e 11/07/2022

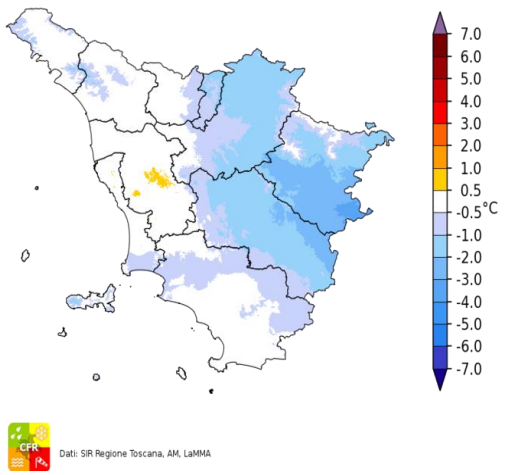


Dati: SIR Regione Toscana, AM, LaMMA

Precipitazione del 12/07/2022

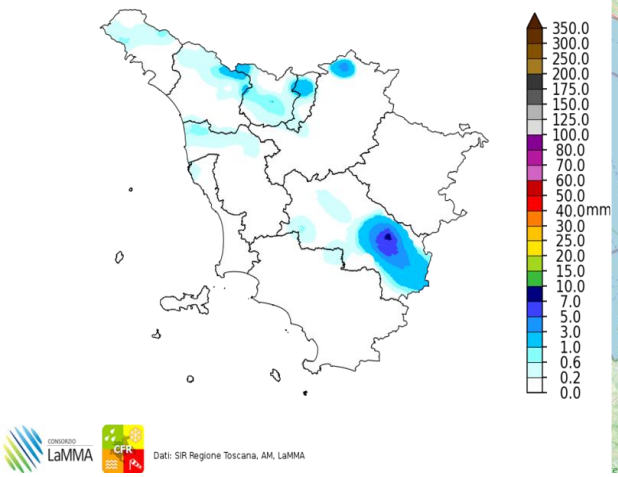


Dati: SIR Regione Toscana, AM, LaMMA

Fulminazioni osservate il giorno 12 Luglio

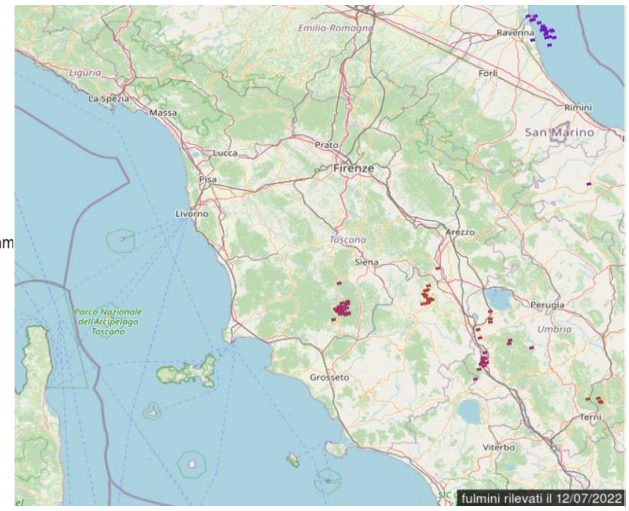

## Mercoledi' 13 Luglio 2022

**Situazione:** alta pressione, condizioni meteo stabili e soleggiate.

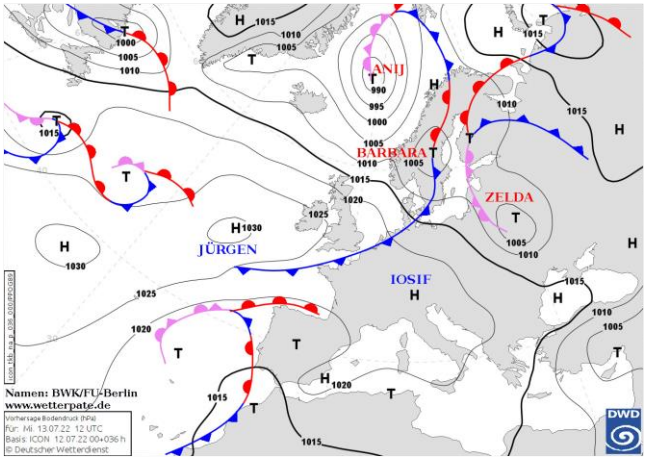

Pressione al suolo e fronti del 13 Luglio alle 12 UTC


Meteosat HRV del 13 Luglio alle 14 UTC

**situazione in Toscana**

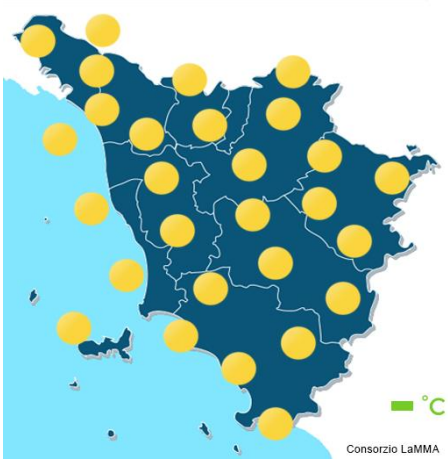

mattina

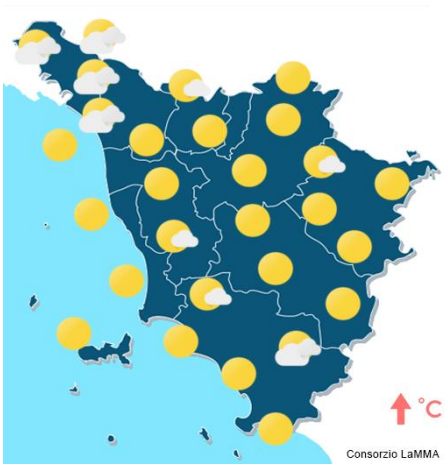

pomeriggio



sera

**Stato del cielo:** sereno o poco nuvoloso. Nel pomeriggio sviluppo di nubi cumuliformi sui rilievi occidentali.

**Fenomeni:** nessuno.

**Venti:** deboli-moderati da est, tendenti a disporsi di Maestrale nel pomeriggio lungo la costa e zone adiacenti.

**Mari:** poco mossi.

**Temperature:** minime stazionarie o in lieve aumento. Massime in aumento con punte fino a 35-36 °C in pianura.

| | | Arezzo | Firenze | Grosseto | Livorno | Lucca | Massa | Pisa | Pistoia | Prato | Siena |
|---|---|---|---|---|---|---|---|---|---|---|---|
| T. min | osservata | 14 | 17 | 18 | 24 | 19 | 22 | 19 | 19 | 22 | 21 |
| | anomalia* | 0 | -1 | 2 | 3 | 1 | 3 | 2 | 2 | 3 | 3 |
| T. max | osservata | 33 | 36 | 32 | 32 | 36 | 33 | 34 | 34 | 35 | 34 |
| | anomalia* | 2 | 4 | 1 | 4 | 5 | 3 | 5 | 3 | 4 | 4 |
| Precipitazione (mm/24ore) | | 0 | 0 | 0 | 0 | 0 | 0 | 0 | 0 | 0 | 0 |

*anomalia calcolata sulla base della normale climatica decadale 1981-2010 Dati: SIR-Regione Toscana, AM, LaMMA

Temperatura Minima del 13/07/2022

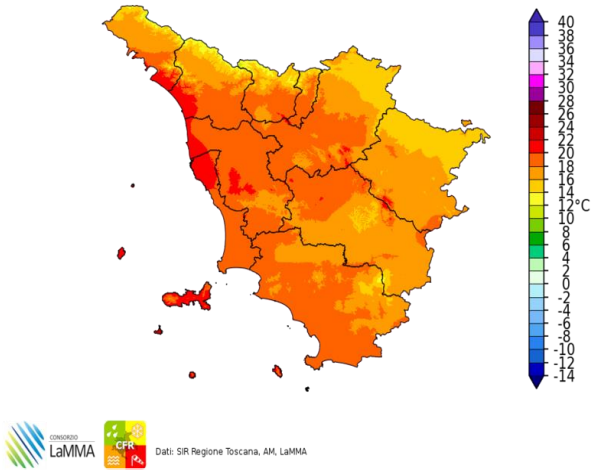


Dati: SIR Regione Toscana, AM, LaMMA

Differenza della Temperatura Minima tra 13/07/2022 e 12/07/2022

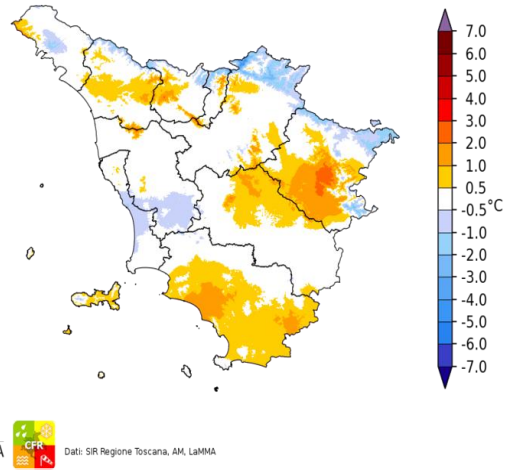


Dati: SIR Regione Toscana, AM, LaMMA

Temperatura Massima del 13/07/2022

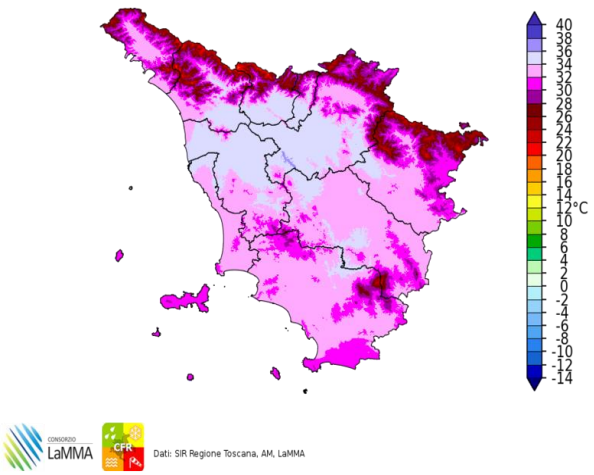


Dati: SIR Regione Toscana, AM, LaMMA

Differenza della Temperatura Massima tra 13/07/2022 e 12/07/2022

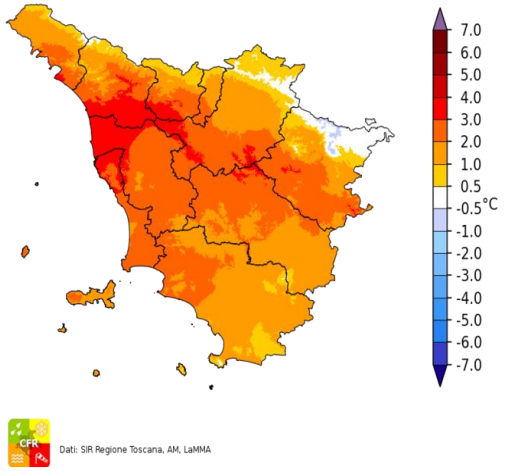


Dati: SIR Regione Toscana, AM, LaMMA

Precipitazione del 13/07/2022

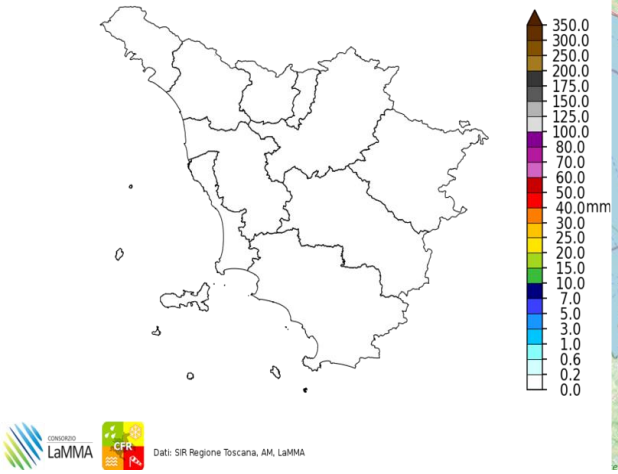


Dati: SIR Regione Toscana, AM, LaMMA

Fulminazioni osservate il giorno 13 Luglio

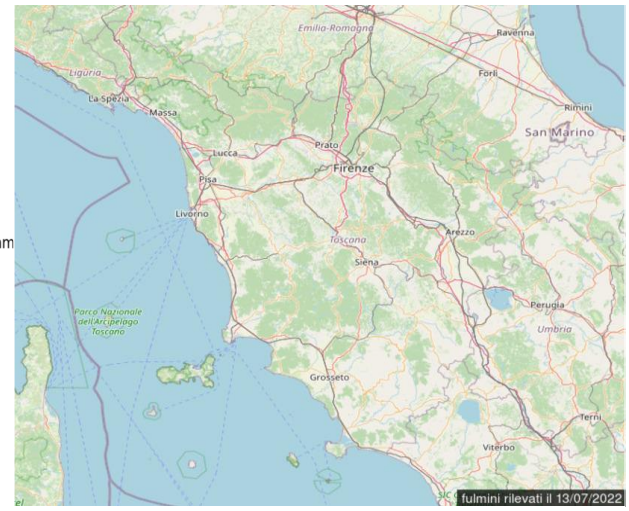

## Giovedi' 14 Luglio 2022

**Situazione:** alta pressione con tempo stabile e molto caldo.

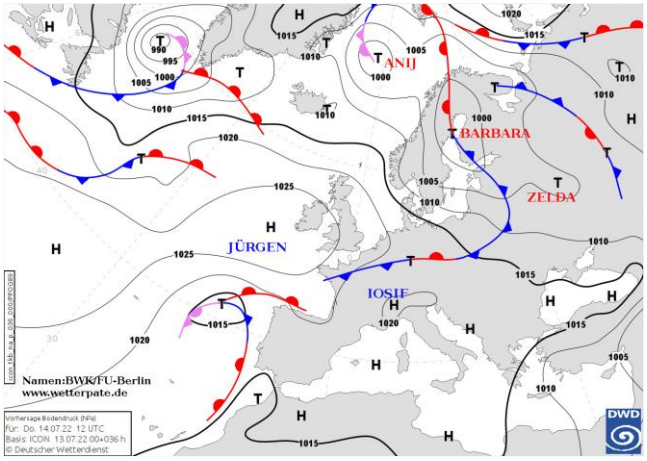

Pressione al suolo e fronti del 14 Luglio alle 12 UTC

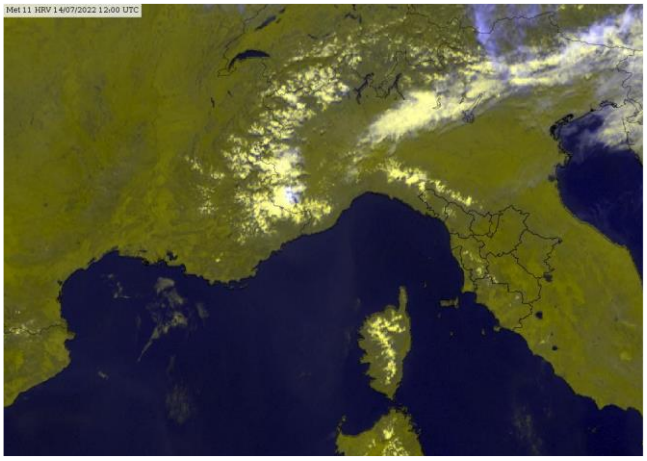
Meteosat HRV del 14 Luglio alle 12 UTC

**situazione in Toscana**

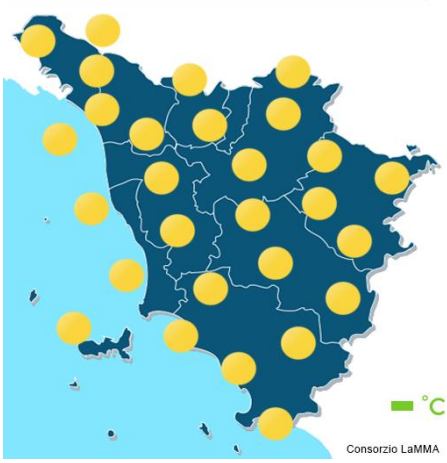

mattina

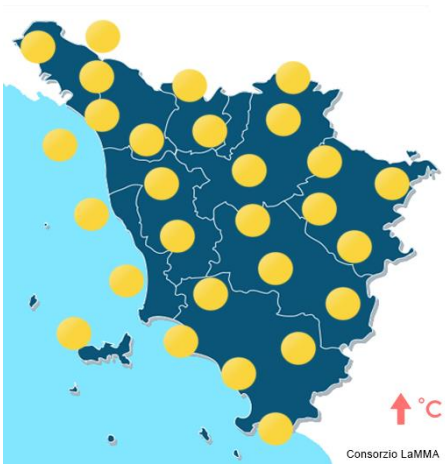

pomeriggio



sera

**Stato del cielo:** sereno o poco nuvoloso.

**Fenomeni:** nessuno.

**Venti:** deboli di brezza.

**Mari:** poco mossi.

**Temperature:** in aumento le massime sulle zone interne, con punte di 37-38 gradi (valori decisamente superiori alle medie)

| | | Arezzo | Firenze | Grosseto | Livorno | Lucca | Massa | Pisa | Pistoia | Prato | Siena |
|---|---|---|---|---|---|---|---|---|---|---|---|
| T. min | osservata | 14 | 17 | 18 | 24 | 20 | 23 | 19 | 18 | 20 | 21 |
| | anomalia* | 0 | -1 | 1 | 4 | 2 | 3 | 2 | 1 | 1 | 3 |
| T. max | osservata | 36 | 38 | 32 | 30 | 34 | 30 | 32 | 36 | 37 | 36 |
| | anomalia* | 5 | 6 | 1 | 2 | 3 | 1 | 3 | 4 | 5 | 7 |
| Precipitazione (mm/24ore) | | 0 | 0 | 0 | 0 | 0 | 0 | 0 | 0 | 0 | 0 |

*anomalia calcolata sulla base della normale climatica decadale 1981-2010 Dati: SIR-Regione Toscana, AM, LaMMA

Temperatura Minima del 14/07/2022

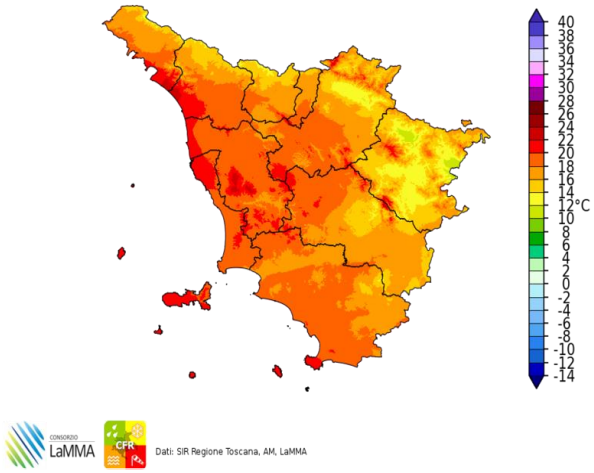


Dati: SIR Regione Toscana, AM, LaMMA

Differenza della Temperatura Minima tra 14/07/2022 e 13/07/2022

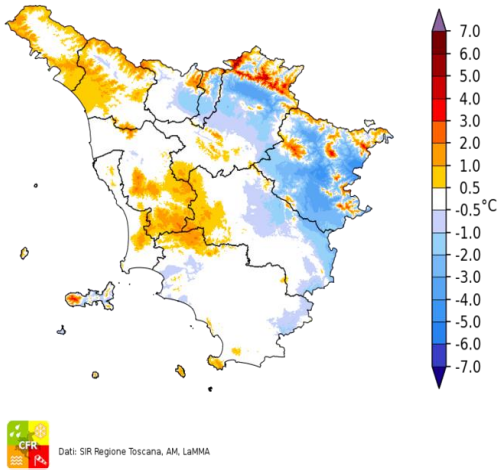


Dati: SIR Regione Toscana, AM, LaMMA

Temperatura Massima del 14/07/2022

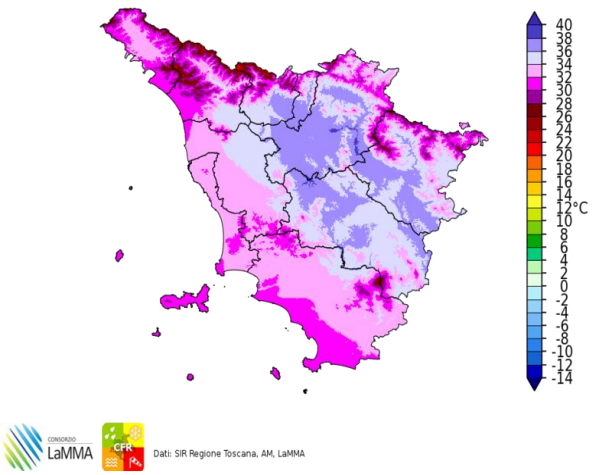


Dati: SIR Regione Toscana, AM, LaMMA

Differenza della Temperatura Massima tra 14/07/2022 e 13/07/2022

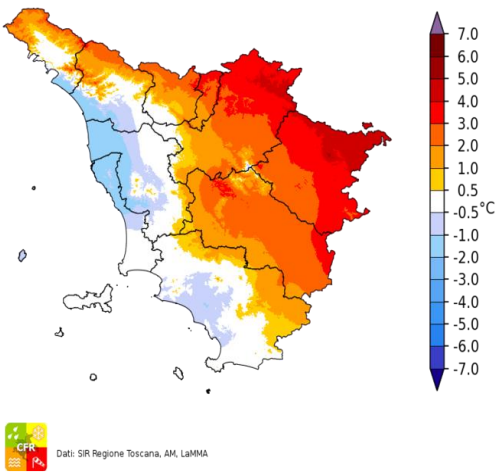


Dati: SIR Regione Toscana, AM, LaMMA

Precipitazione del 14/07/2022

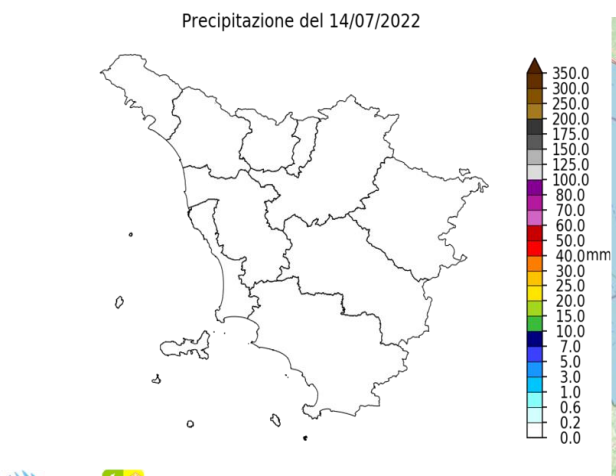


Dati: SIR Regione Toscana, AM, LaMMA

Fulminazioni osservate il giorno 14 Luglio

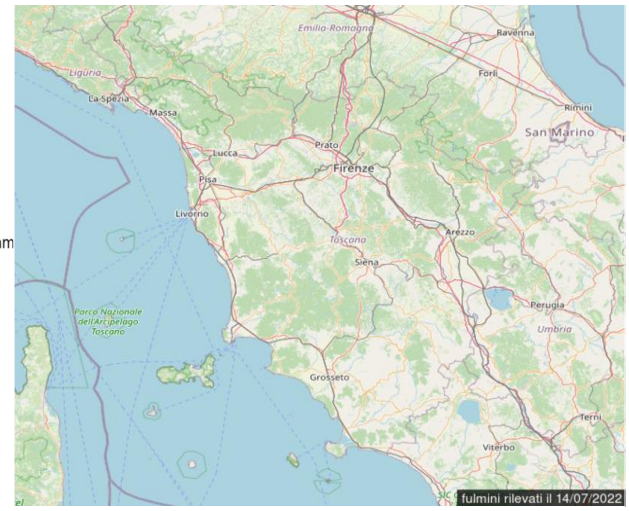

## Venerdi' 15 Luglio 2022

**Situazione:** alta pressione e prevalenti condizioni di stabilità.

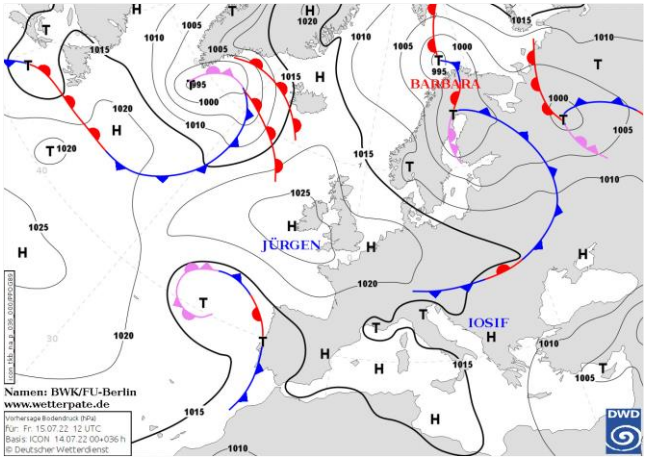


Pressione al suolo e fronti del 15 Luglio alle 12 UTC

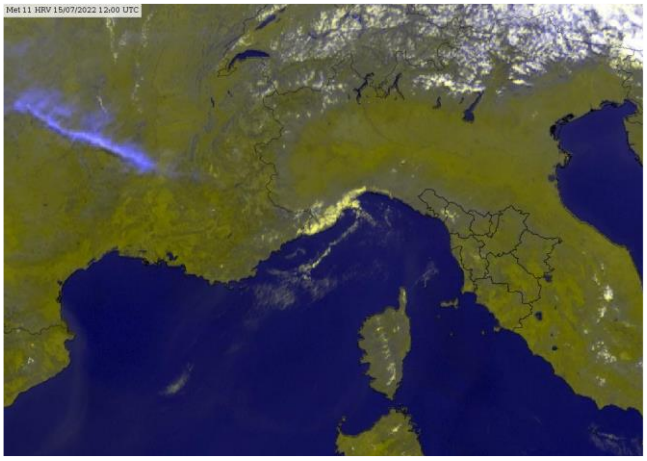

Meteosat HRV del 15 Luglio alle 12 UTC

**situazione in Toscana**

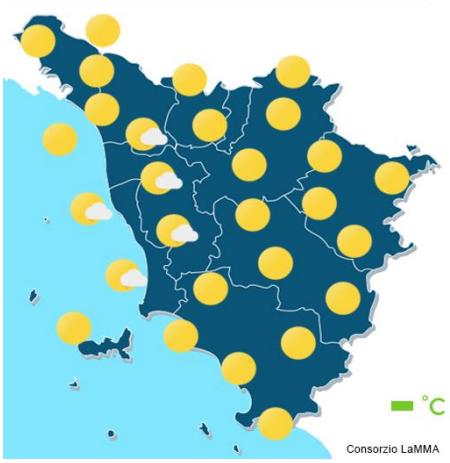


mattina

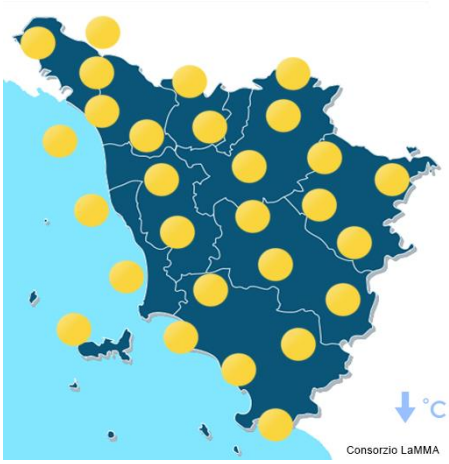


pomeriggio




sera

**Stato del cielo:** in prevalenza sereno.

**Fenomeni:** nessuno.

**Venti:** deboli occidentali.

**Mari:** poco mossi.

**Temperature:** minime in lieve aumento, massime in contenuto calo, ma sempre su valori ben al di sopra delle medie del periodo.

| | | Arezzo | Firenze | Grosseto | Livorno | Lucca | Massa | Pisa | Pistoia | Prato | Siena |
|---|---|---|---|---|---|---|---|---|---|---|---|
| T. min | osservata | 16 | 19 | 18 | 24 | 19 | 21 | 19 | 19 | 20 | 21 |
| | anomalia* | 1 | 1 | 1 | 4 | 1 | 2 | 2 | 2 | 2 | 3 |
| T. max | osservata | 36 | 36 | 34 | 30 | 32 | 29 | 31 | 33 | 35 | 36 |
| | anomalia* | 5 | 4 | 4 | 2 | 1 | 0 | 1 | 1 | 3 | 6 |
| Precipitazione (mm/24ore) | | 0 | 0 | 0 | 0 | 0 | 0 | 0 | 0 | 0 | 0 |

*anomalia calcolata sulla base della normale climatica decadale 1981-2010 Dati: SIR-Regione Toscana, AM, LaMMA

Temperatura Minima del 15/07/2022

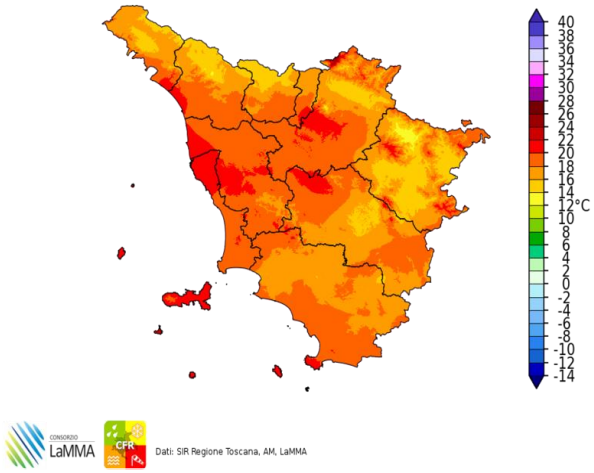


Dati: SIR Regione Toscana, AM, LaMMA

Differenza della Temperatura Minima tra 15/07/2022 e 14/07/2022

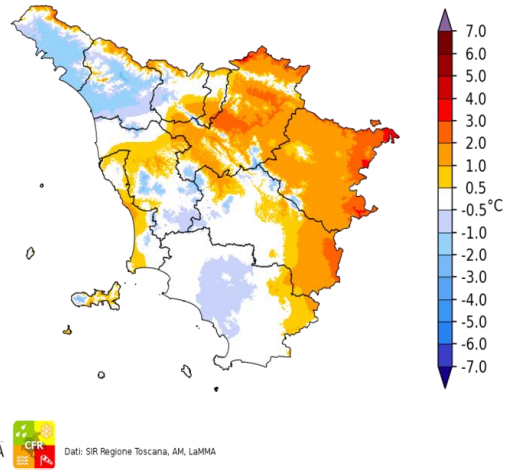


Dati: SIR Regione Toscana, AM, LaMMA

Temperatura Massima del 15/07/2022

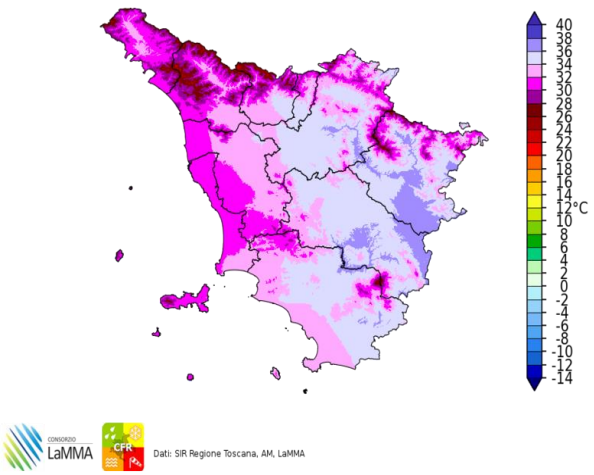


Dati: SIR Regione Toscana, AM, LaMMA

Differenza della Temperatura Massima tra 15/07/2022 e 14/07/2022

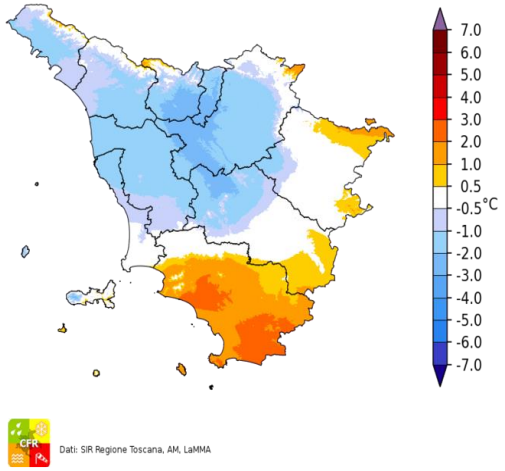


Dati: SIR Regione Toscana, AM, LaMMA

Precipitazione del 15/07/2022

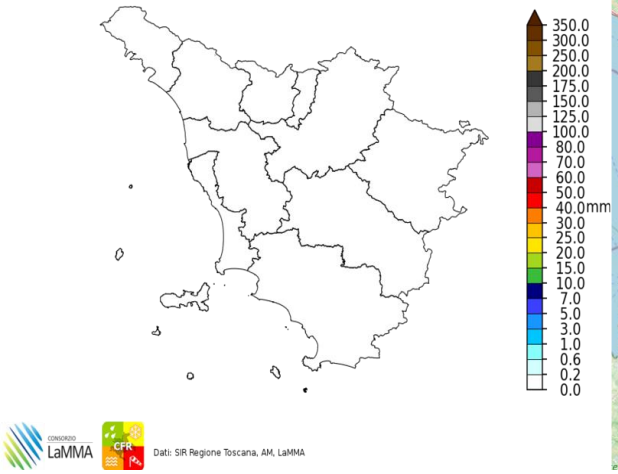


Dati: SIR Regione Toscana, AM, LaMMA

Fulminazioni osservate il giorno 15 Luglio

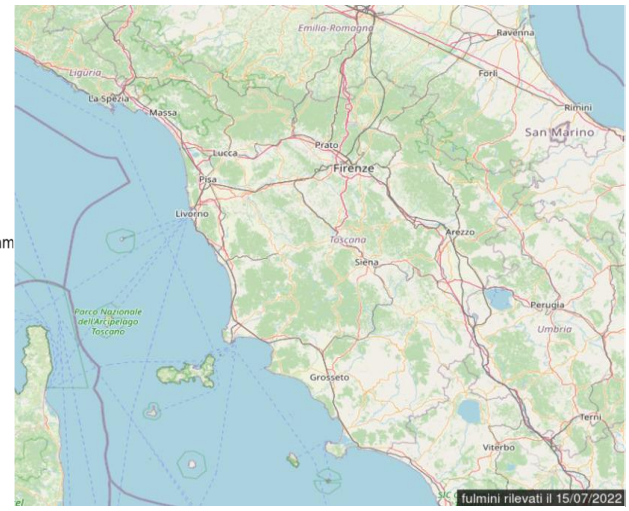

## Sabato 16 Luglio 2022

**Situazione:** alta pressione con massimi sull'Inghilterra, tempo stabile e soleggiato con temperature decisamente superiori alle medie del periodo.

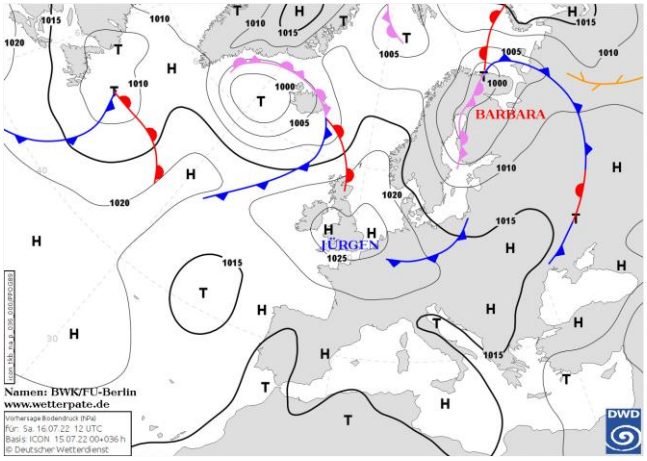

Pressione al suolo e fronti del 16 Luglio alle 12 UTC

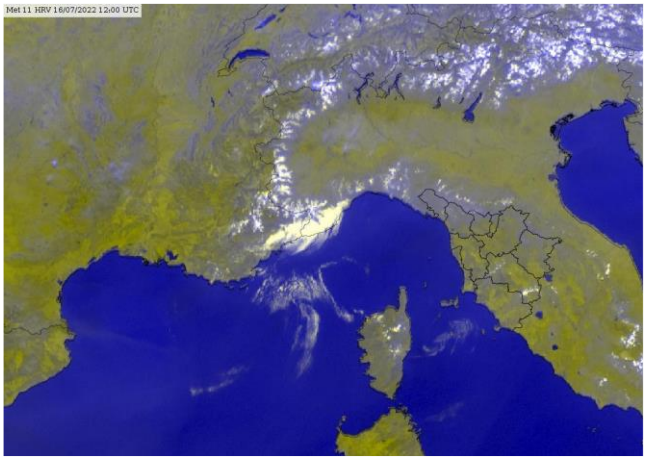
Meteosat HRV del 16 Luglio alle 12 UTC

**situazione in Toscana**

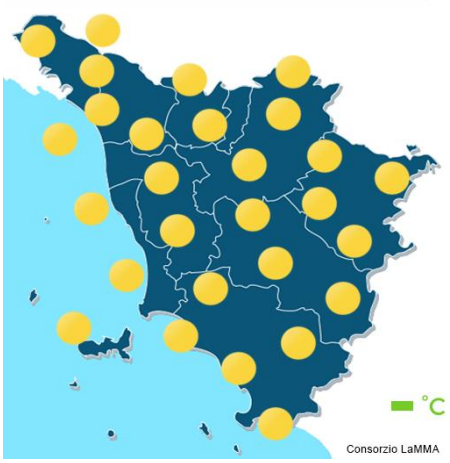

mattina

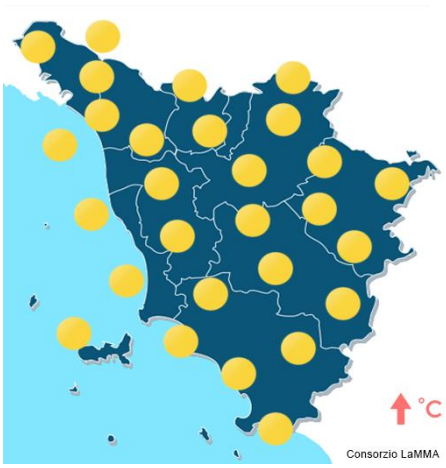

pomeriggio



sera

**Stato del cielo:** sereno.

**Fenomeni:** nessuno.

**Venti:** deboli a regime di brezza.

**Mari:** calmi o poco mossi.

**Temperature:** molto elevate.

| | | Arezzo | Firenze | Grosseto | Livorno | Lucca | Massa | Pisa | Pistoia | Prato | Siena |
|---|---|---|---|---|---|---|---|---|---|---|---|
| T. min | osservata | 17 | 19 | 19 | 24 | 19 | 21 | 19 | 18 | 20 | 22 |
| | anomalia* | 2 | 1 | 2 | 3 | 1 | 2 | 2 | 1 | 2 | 4 |
| T. max | osservata | 36 | 37 | 32 | 30 | 35 | 31 | 33 | 34 | 36 | 36 |
| | anomalia* | 5 | 5 | 1 | 2 | 4 | 2 | 4 | 3 | 4 | 6 |
| Precipitazione (mm/24ore) | | 0 | 0 | 0 | 0 | 0 | 0 | 0 | 0 | 0 | 0 |

*anomalia calcolata sulla base della normale climatica decadale 1981-2010 Dati: SIR-Regione Toscana, AM, LaMMA

Temperatura Minima del 16/07/2022

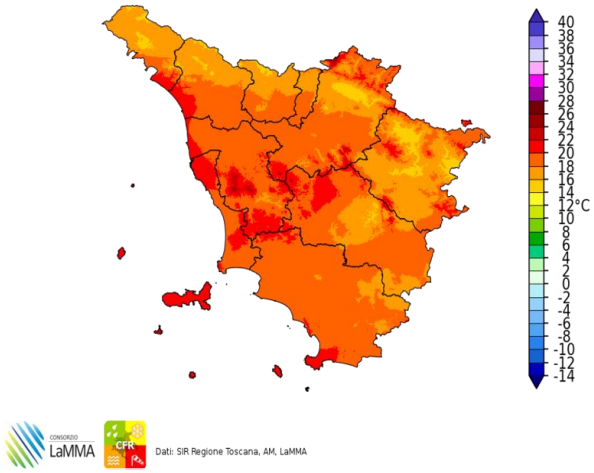


Dati: SIR Regione Toscana, AM, LaMMA

Differenza della Temperatura Minima tra 16/07/2022 e 15/07/2022

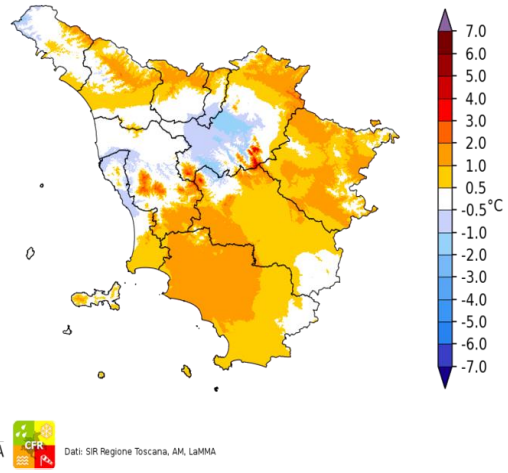


Dati: SIR Regione Toscana, AM, LaMMA

Temperatura Massima del 16/07/2022

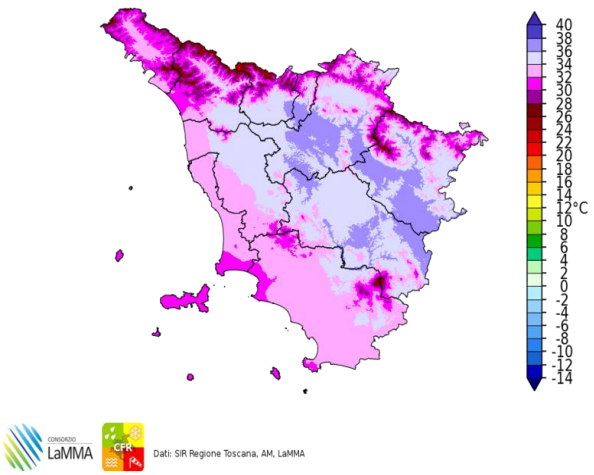


Dati: SIR Regione Toscana, AM, LaMMA

Differenza della Temperatura Massima tra 16/07/2022 e 15/07/2022

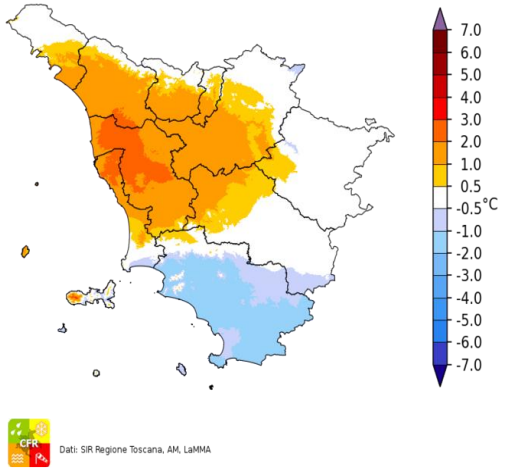


Dati: SIR Regione Toscana, AM, LaMMA

Precipitazione del 16/07/2022

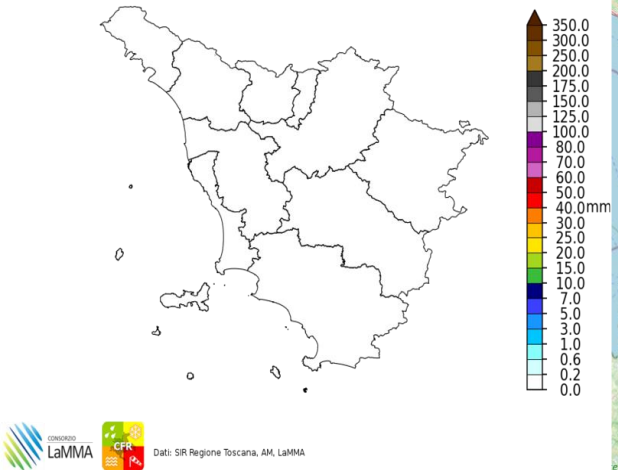


Dati: SIR Regione Toscana, AM, LaMMA

Fulminazioni osservate il giorno 16 Luglio

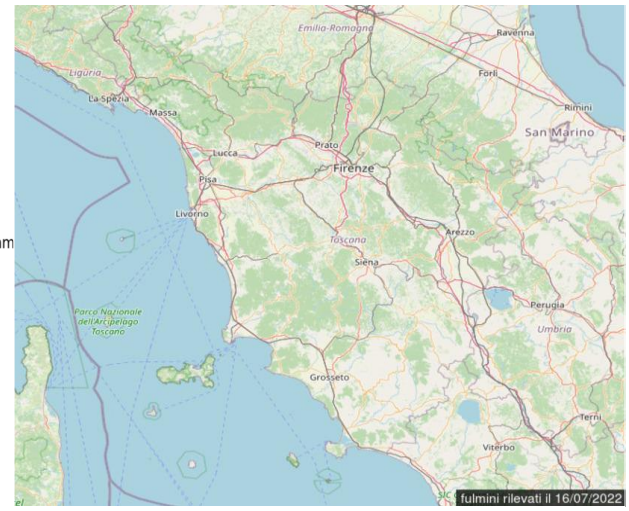

## Domenica 17 Luglio 2022

**Situazione:** alta pressione con massimi sull'Europa centrale, con locale instabilità pomeridiana sulle zone interne con temperature decisamente superiori alle medie del periodo.

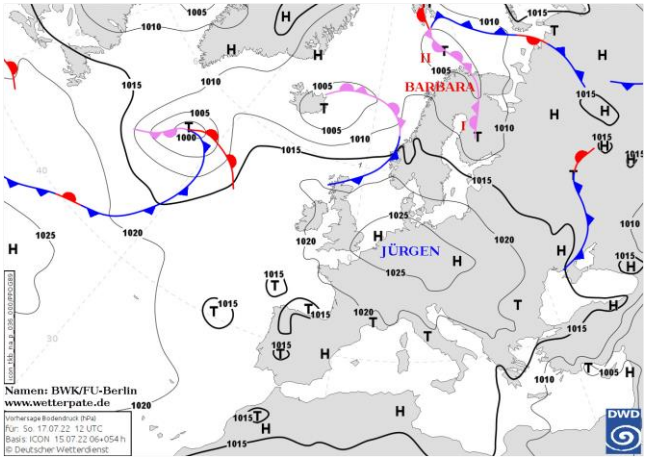

Pressione al suolo e fronti del 17 Luglio alle 12 UTC


Meteosat HRV del 17 Luglio alle 12 UTC

**situazione in Toscana**

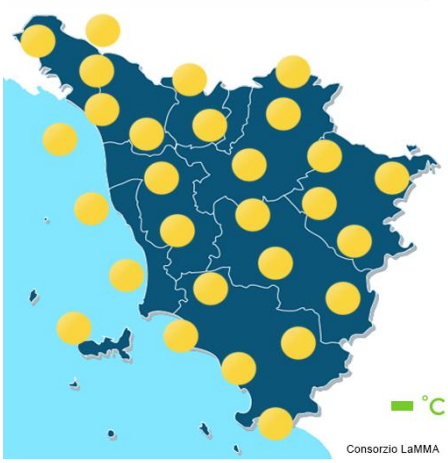

mattina



pomeriggio



sera

**Stato del cielo:** sereno al mattino, locali e temporanei addensamenti cumuliformi nel pomeriggio, in particolare su aretino e senese.

**Fenomeni:** brevi temporali a carattere sparso su aretino e senese.

**Venti:** deboli settentrionali con temporanei rinforzi.

**Mari:** poco mossi.

**Temperature:** molto superiori alle medie, con massime prossime a 40 gradi.

| | | Arezzo | Firenze | Grosseto | Livorno | Lucca | Massa | Pisa | Pistoia | Prato | Siena |
|---|---|---|---|---|---|---|---|---|---|---|---|
| T. min | osservata | 19 | 19 | 19 | 25 | 19 | 22 | 20 | 19 | 22 | 22 |
| | anomalia* | 5 | 1 | 2 | 4 | 1 | 2 | 3 | 2 | 3 | 4 |
| T. max | osservata | 38 | 39 | 33 | 31 | 38 | 35 | 35 | 37 | 37 | 37 |
| | anomalia* | 7 | 7 | 3 | 3 | 7 | 6 | 5 | 5 | 6 | 7 |
| Precipitazione (mm/24ore) | | 0 | 0 | 0 | 0 | 0 | 0 | 0 | 0 | 0 | 4 |

*anomalia calcolata sulla base della normale climatica decadale 1981-2010 Dati: SIR-Regione Toscana, AM, LaMMA

Temperatura Minima del 17/07/2022

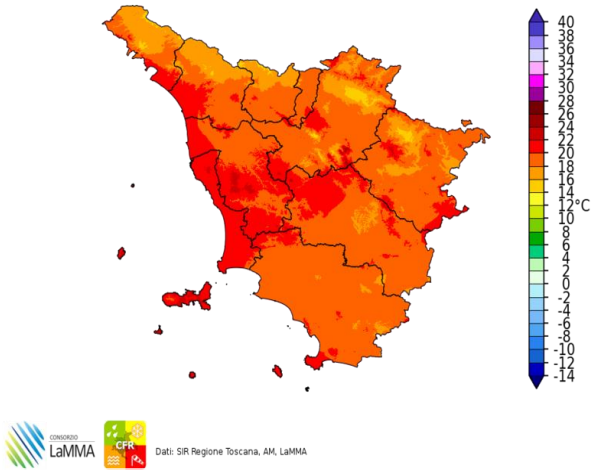


Dati: SIR Regione Toscana, AM, LaMMA

Differenza della Temperatura Minima tra 17/07/2022 e 16/07/2022

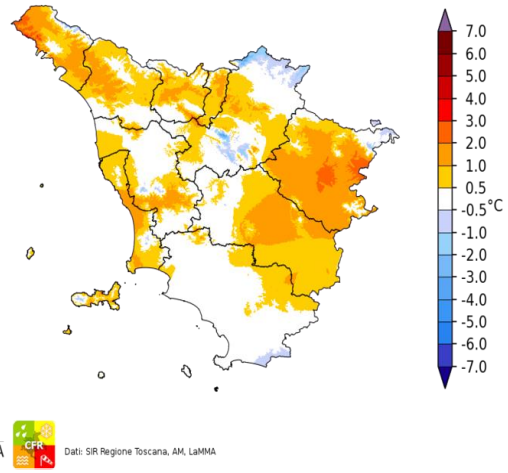


Dati: SIR Regione Toscana, AM, LaMMA

Temperatura Massima del 17/07/2022

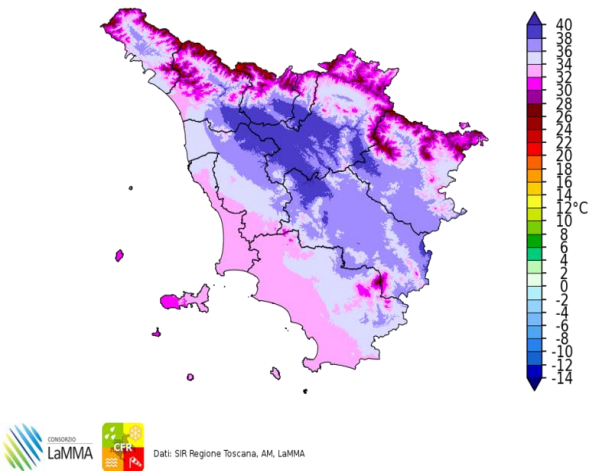


Dati: SIR Regione Toscana, AM, LaMMA

Differenza della Temperatura Massima tra 17/07/2022 e 16/07/2022

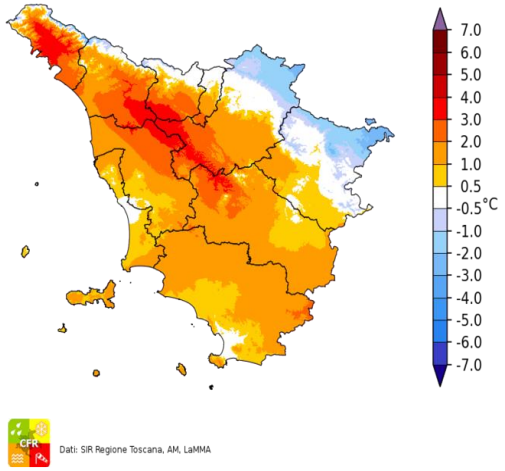


Dati: SIR Regione Toscana, AM, LaMMA

Precipitazione del 17/07/2022

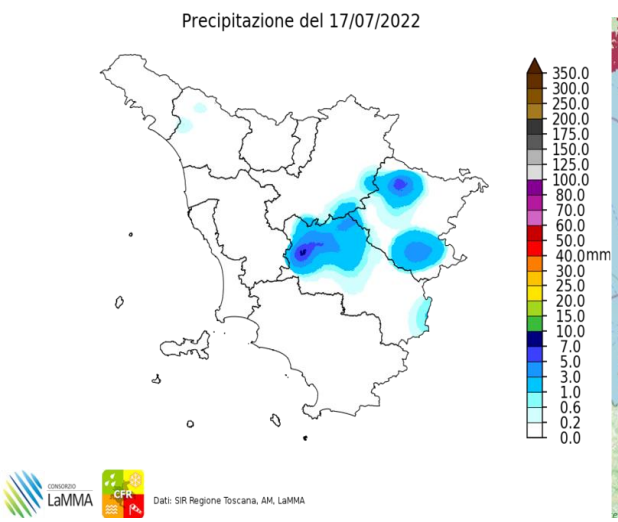


Dati: SIR Regione Toscana, AM, LaMMA

Fulminazioni osservate il giorno 17 Luglio

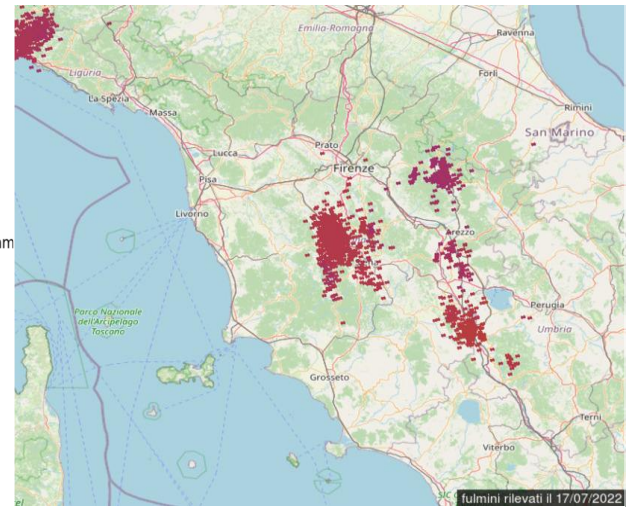

## Lunedi' 18 Luglio 2022

**Situazione:** alta pressione con massimi sull'Europa centrale, tempo soleggiato con temperature decisamente superiori alle medie del periodo.

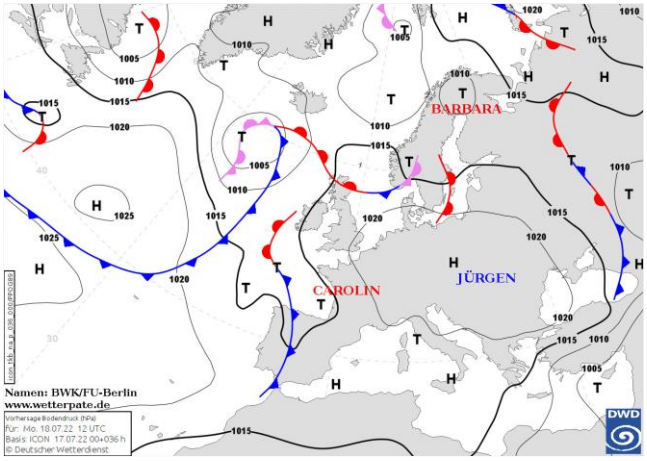

Pressione al suolo e fronti del 18 Luglio alle 12 UTC


Meteosat HRV del 18 Luglio alle 12 UTC

**situazione in Toscana**

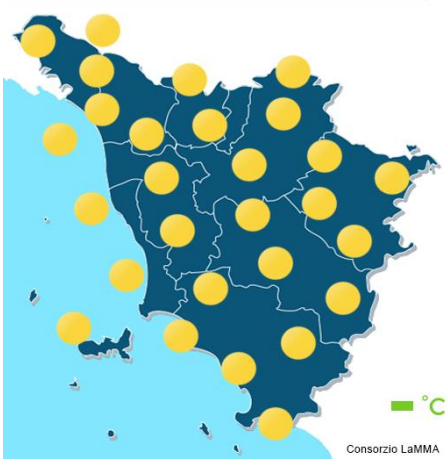

mattina



pomeriggio



sera

**Stato del cielo:** sereno o poco nuvoloso.

**Fenomeni:** un isolato temporale pomeridiano sull'Amiata.

**Venti:** deboli settentrionali con temporanei rinforzi nel pomeriggio.

**Mari:** poco mossi.

**Temperature:** minime in aumento, massime in aumento sulla costa. Valori decisamente superiori alle medie del periodo.

| | | Arezzo | Firenze | Grosseto | Livorno | Lucca | Massa | Pisa | Pistoia | Prato | Siena |
|---|---|---|---|---|---|---|---|---|---|---|---|
| T. min | osservata | 18 | 21 | 20 | 27 | 22 | 24 | 22 | 22 | 26 | 24 |
| | anomalia* | 3 | 3 | 3 | 6 | 4 | 5 | 5 | 5 | 7 | 6 |
| T. max | osservata | 37 | 38 | 35 | 34 | 38 | 34 | 38 | 36 | 37 | 36 |
| | anomalia* | 6 | 6 | 4 | 6 | 7 | 4 | 8 | 5 | 5 | 6 |
| Precipitazione (mm/24ore) | | 0 | 0 | 0 | 0 | 0 | 0 | 0 | 0 | 0 | 0 |

*anomalia calcolata sulla base della normale climatica decadale 1981-2010 Dati: SIR-Regione Toscana, AM, LaMMA

Temperatura Minima del 18/07/2022

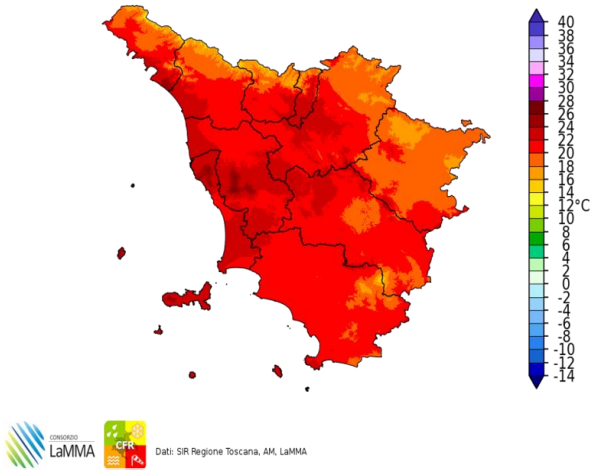


Dati: SIR Regione Toscana, AM, LaMMA

Differenza della Temperatura Minima tra 18/07/2022 e 17/07/2022

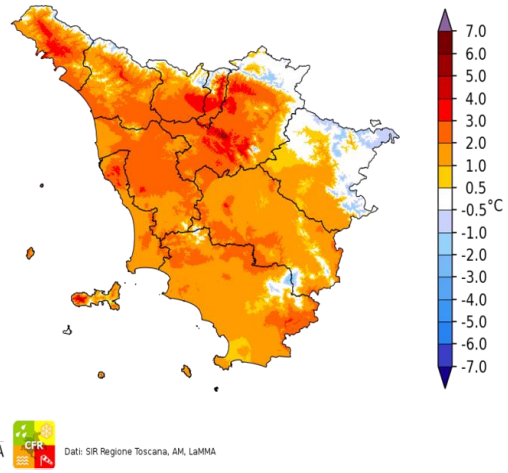


Dati: SIR Regione Toscana, AM, LaMMA

Temperatura Massima del 18/07/2022

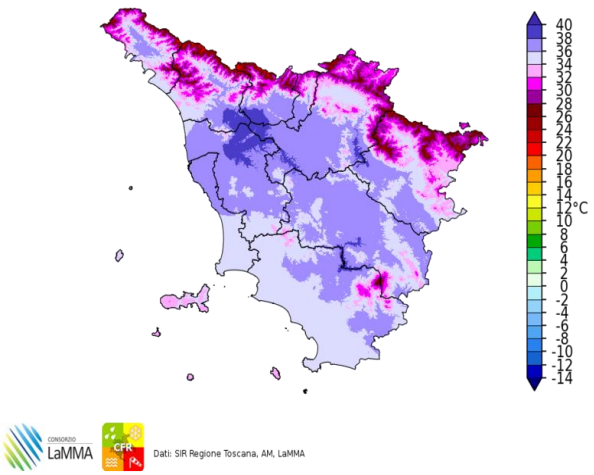


Dati: SIR Regione Toscana, AM, LaMMA

Differenza della Temperatura Massima tra 18/07/2022 e 17/07/2022

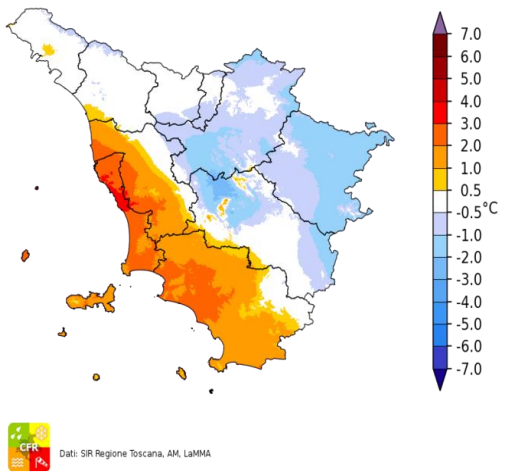


Dati: SIR Regione Toscana, AM, LaMMA

Precipitazione del 18/07/2022

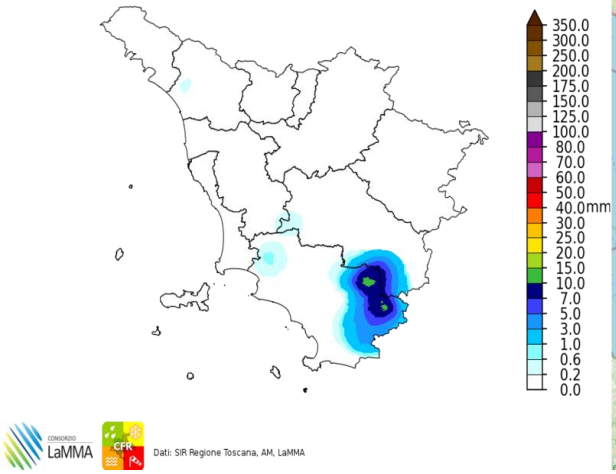


Dati: SIR Regione Toscana, AM, LaMMA

Fulminazioni osservate il giorno 18 Luglio

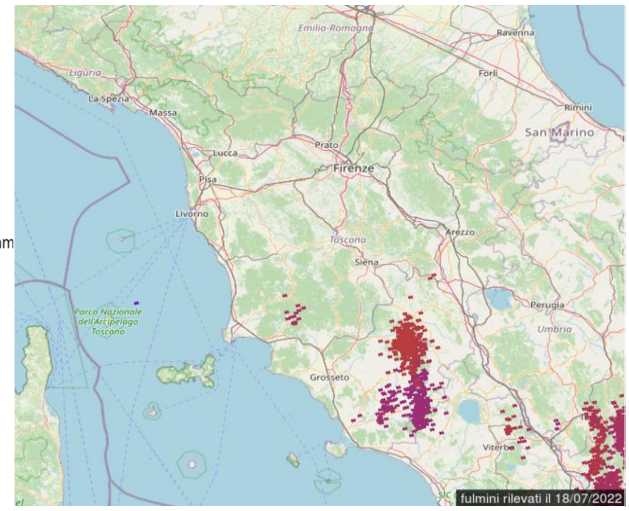

## Martedi' 19 Luglio 2022

**Situazione:** alta pressione con massimi sull'Europa centrale, tempo soleggiato con temperature decisamente superiori alle medie del periodo.

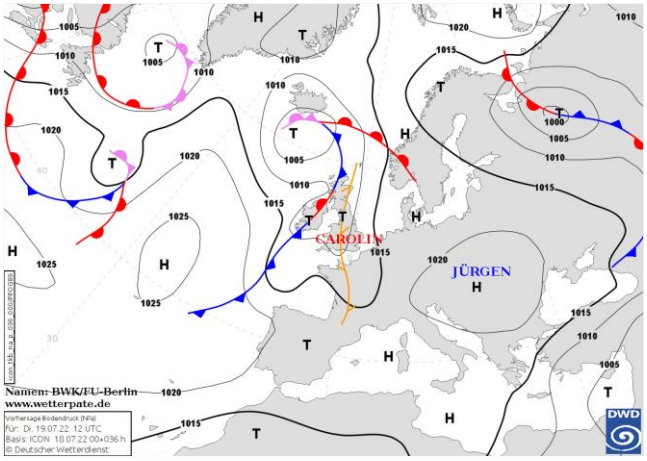

Pressione al suolo e fronti del 19 Luglio alle 12 UTC

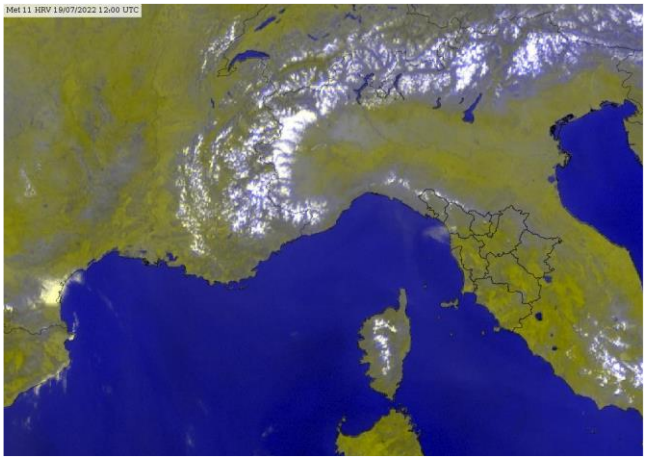
Meteosat HRV del 19 Luglio alle 12 UTC

**situazione in Toscana**

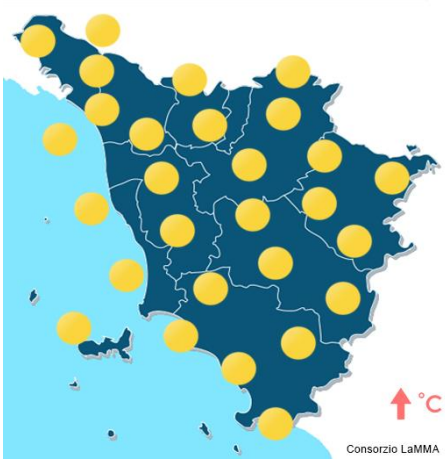

mattina

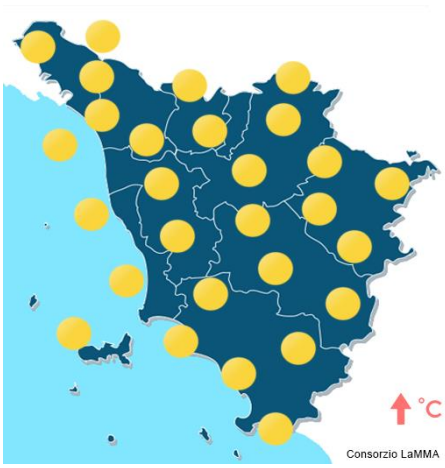

pomeriggio



sera

**Stato del cielo:** sereno.

**Fenomeni:** nessuno.

**Venti:** deboli orientali sulle zone interne, di Maestrale dal pomeriggio sulla costa.

**Mari:** poco mossi.

**Temperature:** stazionarie e superiori alle medie.

| | | Arezzo | Firenze | Grosseto | Livorno | Lucca | Massa | Pisa | Pistoia | Prato | Siena |
|---|---|---|---|---|---|---|---|---|---|---|---|
| T. min | osservata | 17 | 19 | 20 | 28 | 22 | 25 | 22 | 21 | 26 | 24 |
| | anomalia* | 2 | 1 | 3 | 8 | 4 | 6 | 5 | 4 | 7 | 6 |
| T. max | osservata | 37 | 39 | 36 | 34 | 38 | 35 | 37 | 37 | 37 | 36 |
| | anomalia* | 6 | 7 | 5 | 6 | 7 | 6 | 8 | 6 | 6 | 7 |
| Precipitazione (mm/24ore) | | 0 | 0 | 0 | 0 | 0 | 0 | 0 | 0 | 0 | 0 |

*anomalia calcolata sulla base della normale climatica decadale 1981-2010 Dati: SIR-Regione Toscana, AM, LaMMA

Temperatura Minima del 19/07/2022

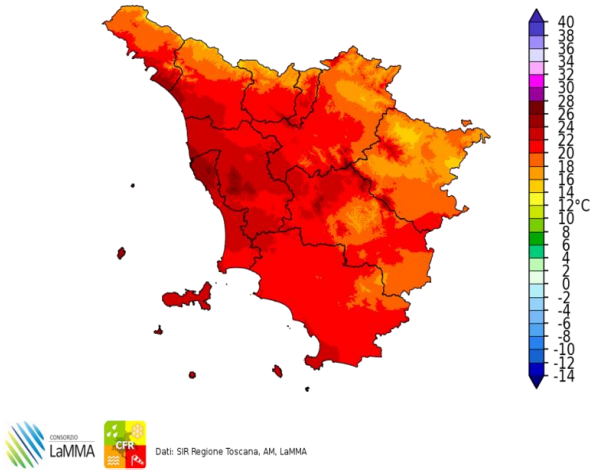


Dati: SIR Regione Toscana, AM, LaMMA

Differenza della Temperatura Minima tra 19/07/2022 e 18/07/2022

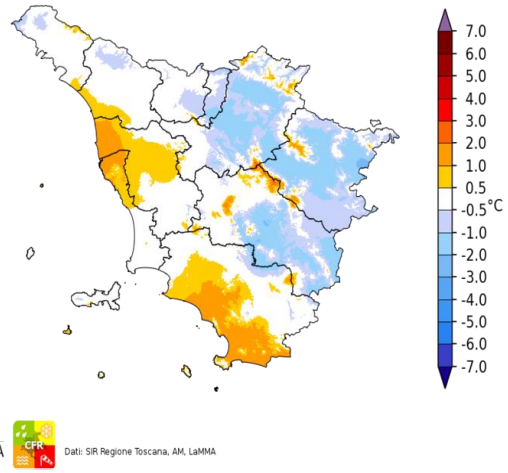


Dati: SIR Regione Toscana, AM, LaMMA

Temperatura Massima del 19/07/2022

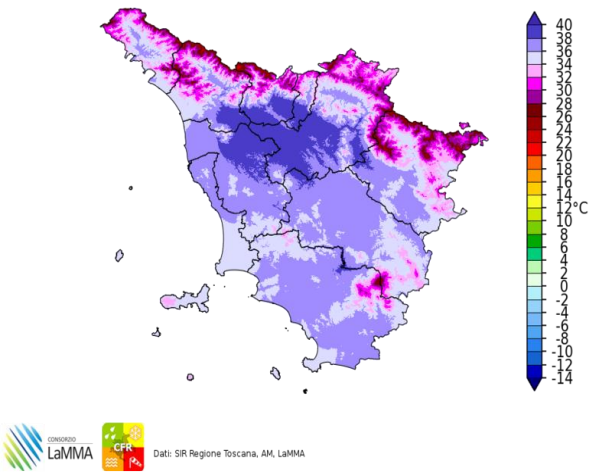


Dati: SIR Regione Toscana, AM, LaMMA

Differenza della Temperatura Massima tra 19/07/2022 e 18/07/2022

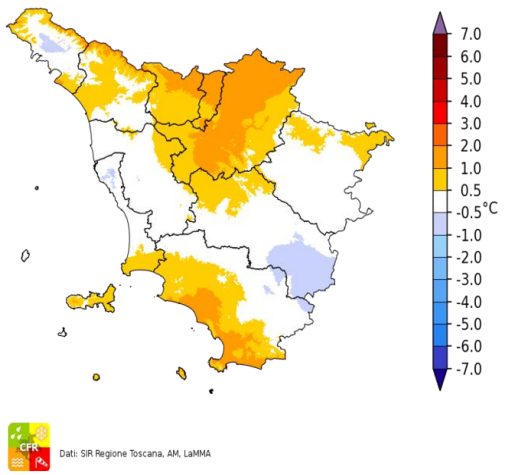


Dati: SIR Regione Toscana, AM, LaMMA

Precipitazione del 19/07/2022

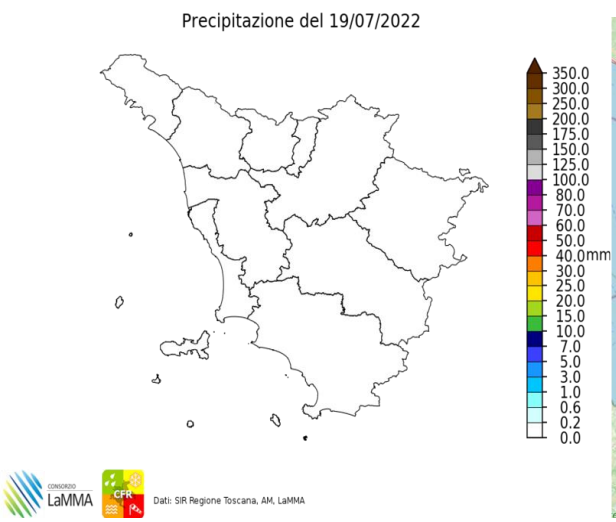


Dati: SIR Regione Toscana, AM, LaMMA

Fulminazioni osservate il giorno 19 Luglio

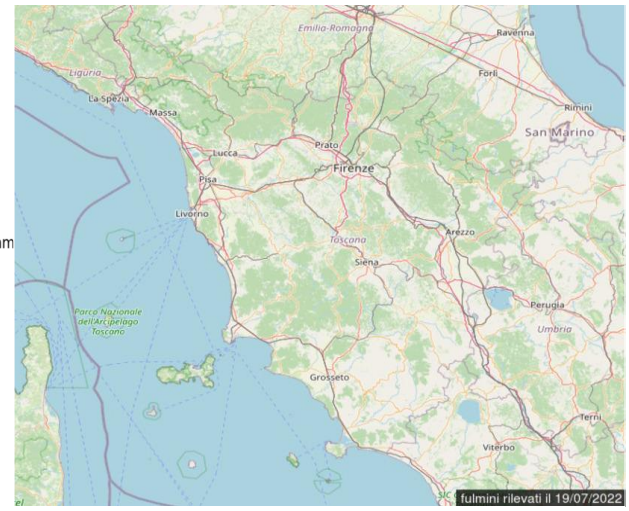

## Mercoledi' 20 Luglio 2022

**Situazione:** alta pressione di matrice africana sulla penisola con tempo stabile e molto caldo. Picchi di temperatura anche superiori ai 40 gradi in pianura padana e sulle zone interne centrali.

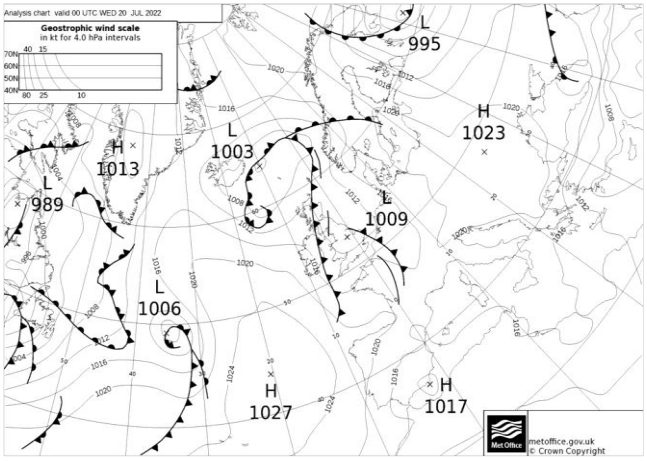

Pressione al suolo e fronti del 20 Luglio alle 12 UTC



Meteosat HRV del 20 Luglio alle 12 UTC

**situazione in Toscana**

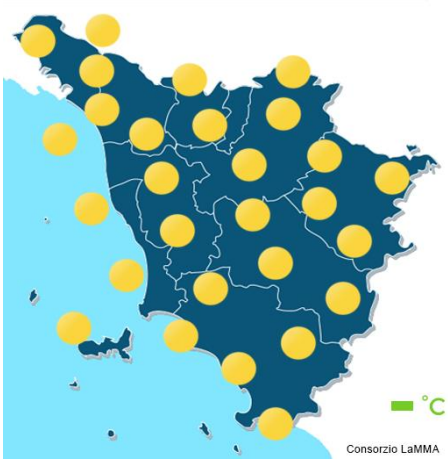

mattina

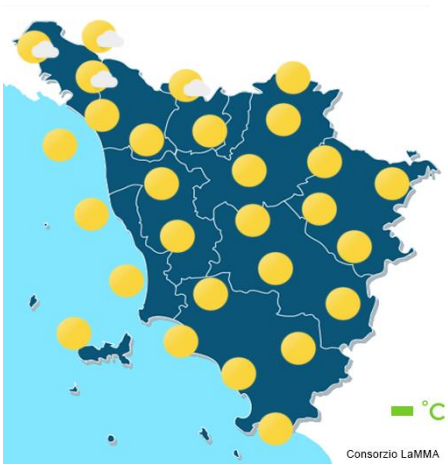

pomeriggio



sera

**Stato del cielo:** sereno o poco nuvolos.

**Fenomeni:** nessuno.

**Venti:** deboli.

**Mari:** poco mossi.

**Temperature:** stazionarie o in lieve calo le minime.

| | | Arezzo | Firenze | Grosseto | Livorno | Lucca | Massa | Pisa | Pistoia | Prato | Siena |
|---|---|---|---|---|---|---|---|---|---|---|---|
| T. min | osservata | 17 | 19 | 20 | 28 | 21 | 24 | 22 | 20 | 25 | 24 |
| | anomalia* | 2 | 1 | 3 | 7 | 3 | 5 | 5 | 3 | 6 | 6 |
| T. max | osservata | 37 | 40 | 35 | 34 | 38 | 36 | 38 | 38 | 39 | 37 |
| | anomalia* | 6 | 8 | 5 | 6 | 7 | 6 | 8 | 7 | 7 | 7 |
| Precipitazione (mm/24ore) | | N.D. | N.D. | N.D. | N.D. | N.D. | N.D. | N.D. | N.D. | N.D. | N.D. |

*anomalia calcolata sulla base della normale climatica decadale 1981-2010 Dati: SIR-Regione Toscana, AM, LaMMA

Temperatura Minima del 20/07/2022

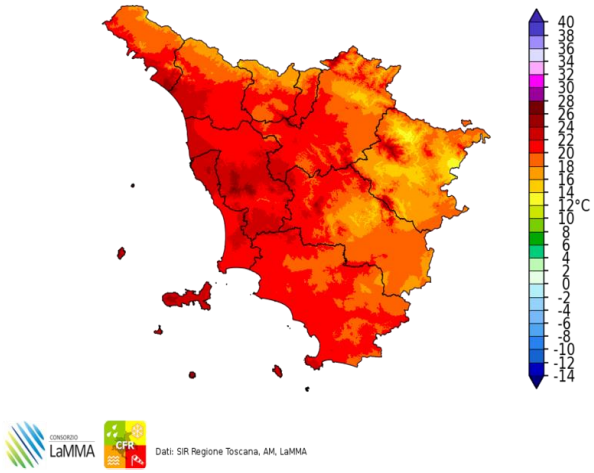


Dati: SIR Regione Toscana, AM, LaMMA

Differenza della Temperatura Minima tra 20/07/2022 e 19/07/2022

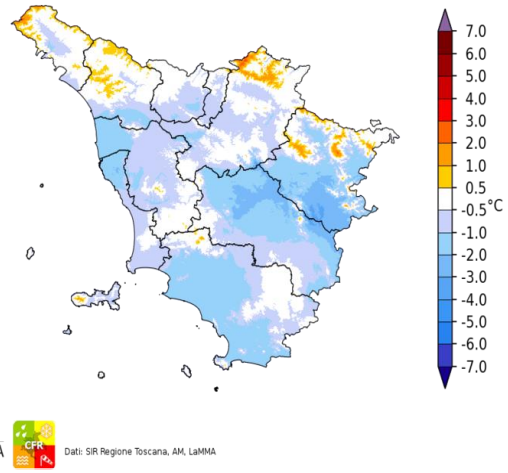


Dati: SIR Regione Toscana, AM, LaMMA

Temperatura Massima del 20/07/2022

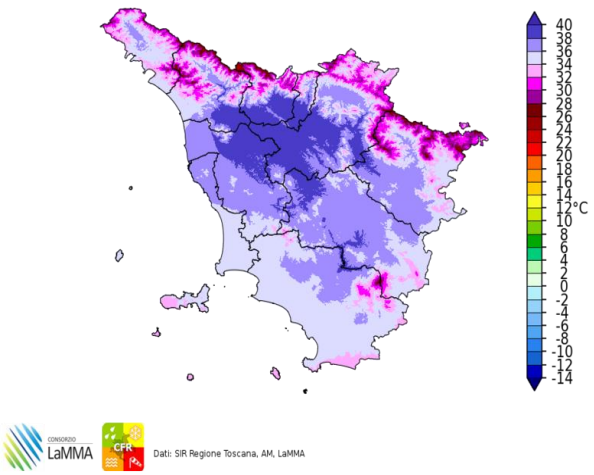


Dati: SIR Regione Toscana, AM, LaMMA

Differenza della Temperatura Massima tra 20/07/2022 e 19/07/2022

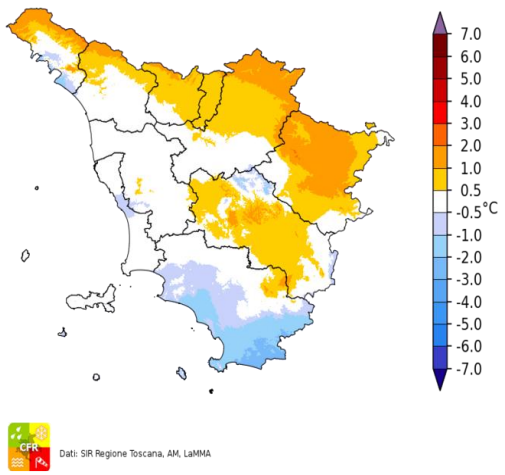


Dati: SIR Regione Toscana, AM, LaMMA

Precipitazione del 20/07/2022

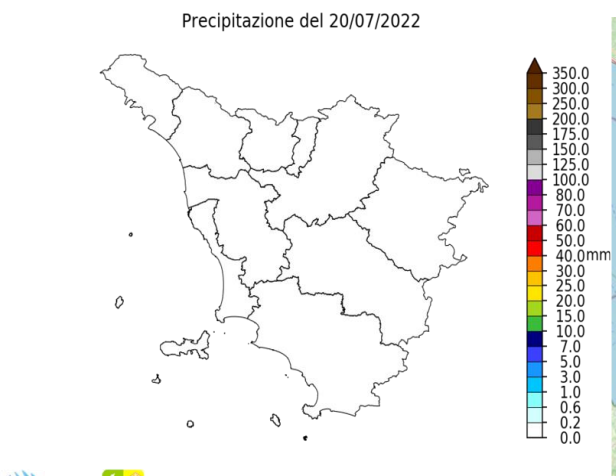


Dati: SIR Regione Toscana, AM, LaMMA

Fulminazioni osservate il giorno 20 Luglio

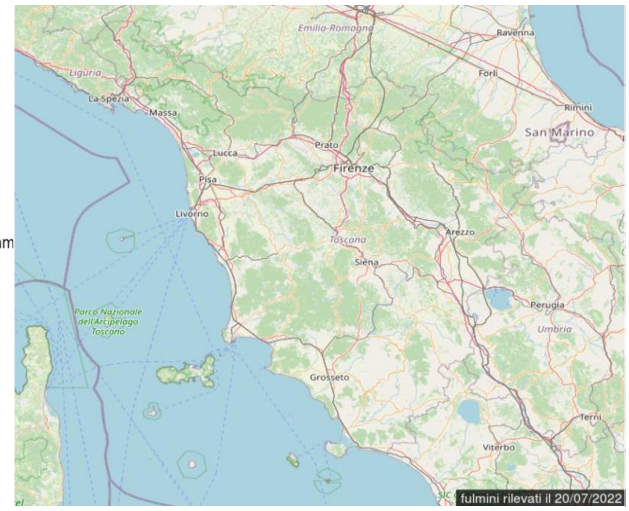

## II decade - Quadro regionale – Precipitazioni

La seconda decade di Luglio non ha fatto registrare precipitazioni significative sulla nostra regione, fatta eccezione per isolati rovesci temporaleschi osservati sulle zone interne, con cumulati comunque non particolarmente rilevanti.










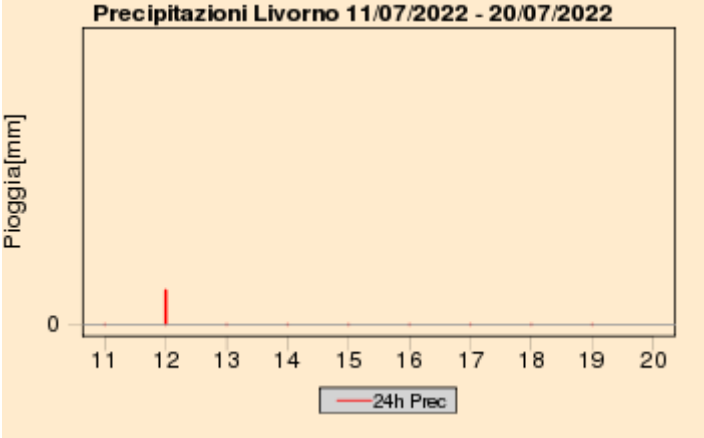







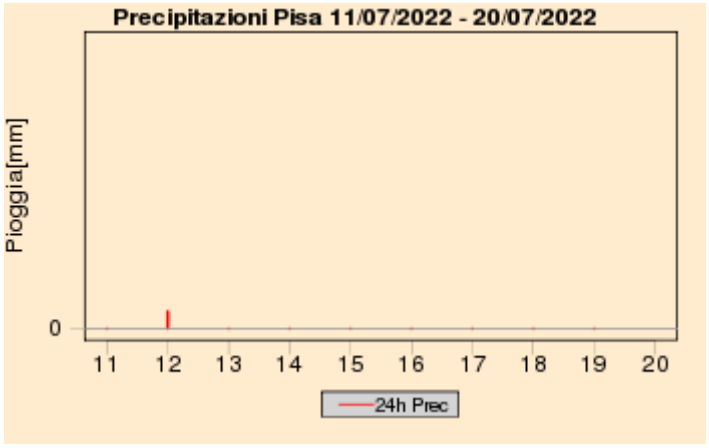





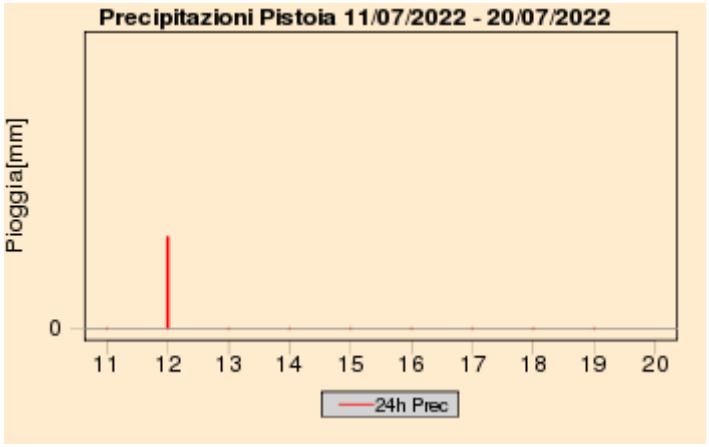


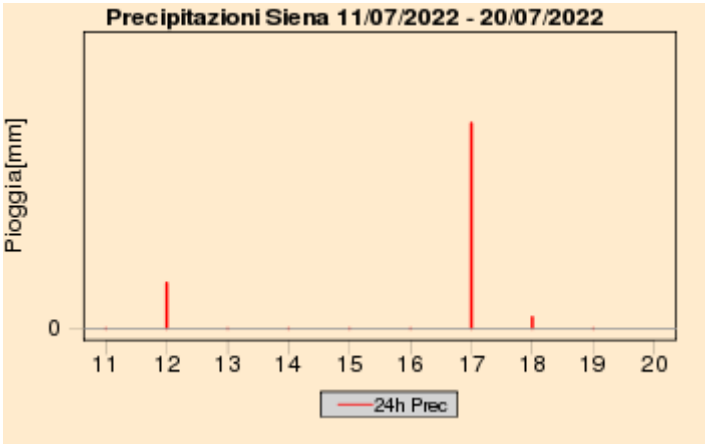


## Quadro regionale – Cumulati decadali di precipitazione, anomalia di precipitazione e numero di giorni di pioggia

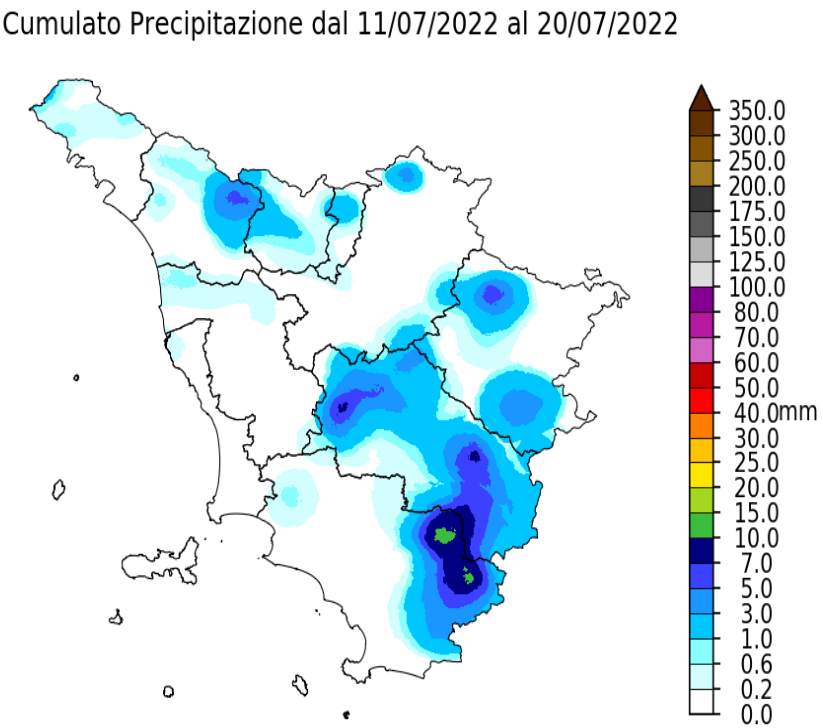


Dati: SIR Regione Toscana, AM, LaMMA

Percentuale di Precipitazione rispetto alla media climatica
dal 11/07/2022 al 20/07/2022

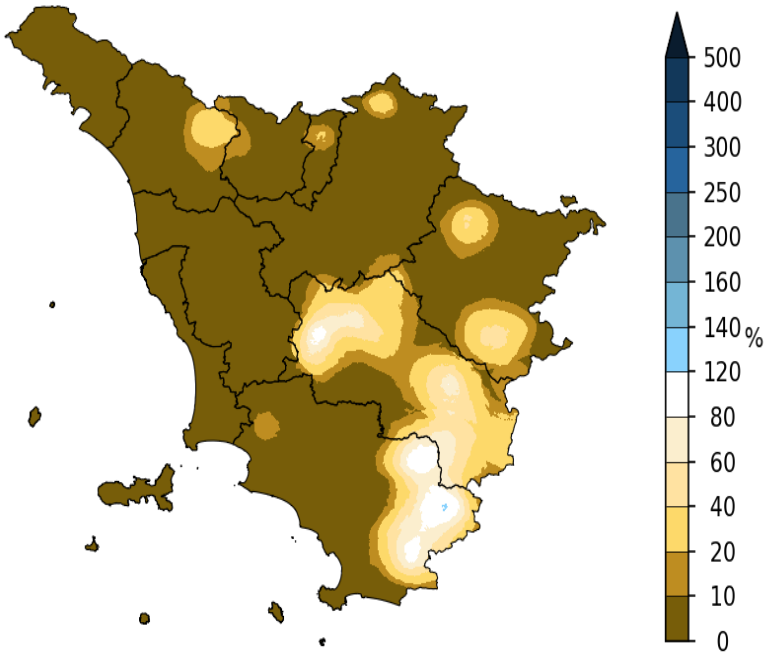


Dati: SIR Regione Toscana, AM, LaMMA

Giorni con Pioggia ≥ di 1 mm dal 11/07/2022 al 20/07/2022

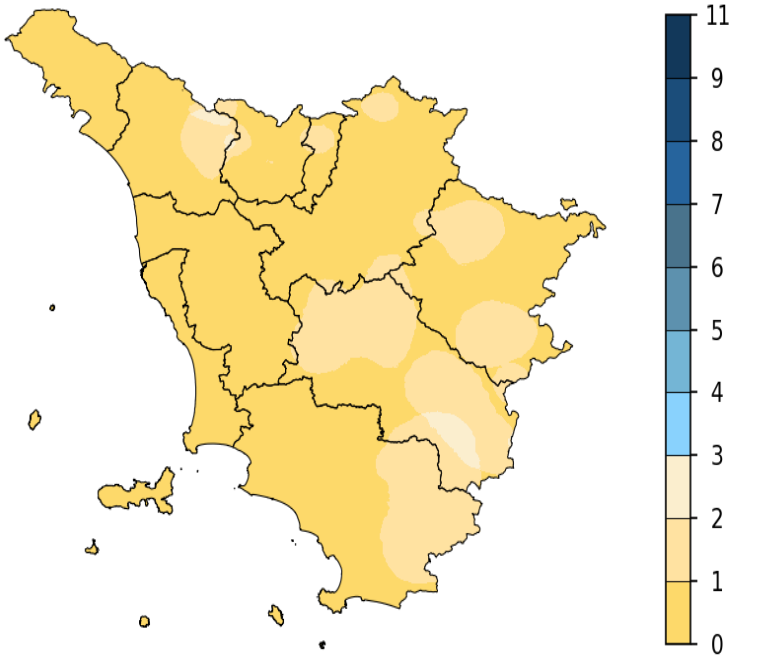


Dati: SIR Regione Toscana, AM, LaMMA

# II decade - Quadro regionale - Temperature

Anche la seconda decade di Luglio, come la prima, è risultata calda della media: i valori massimi giornalieri sono risultati quasi ovunque costantemente superiori a quelli di riferimento per tutti i dieci giorni della decade, mostrando inoltre un andamento costantemente in aumento, fino a raggiungere a fine periodo scarti dalle medie anche superiori a 5 gradi.

Le minime invece, grazie ad efficienti raffrescamenti notturni, favoriti dalla scarsa ventilazione e bassi valori di umidità relativa, hanno fatto registrare scarti positivi più contenuti dalle medie, soprattutto nelle pianure interne e ancor più nei fondovalle appenninici.

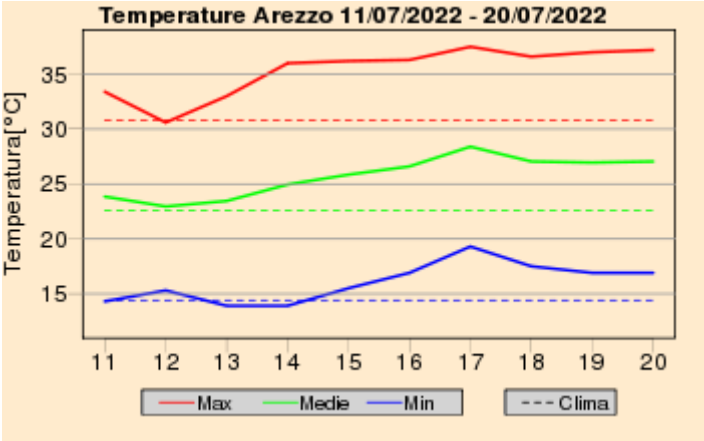


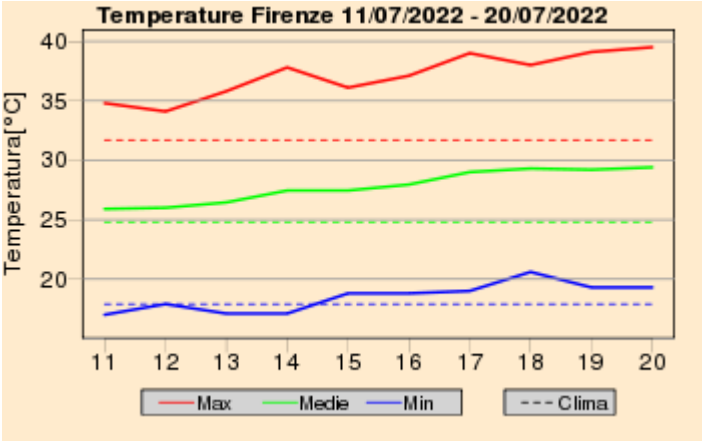


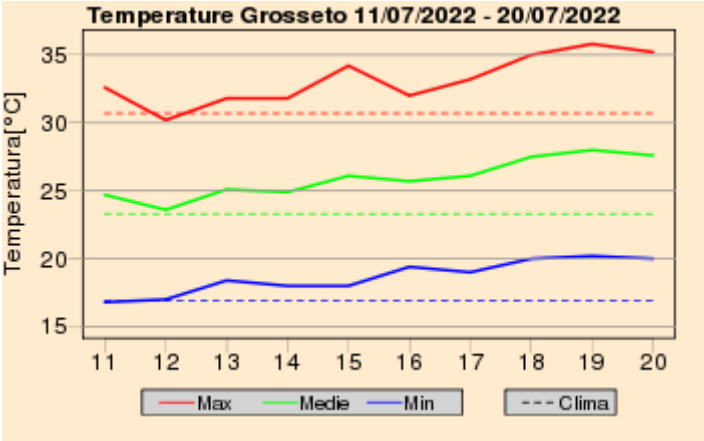


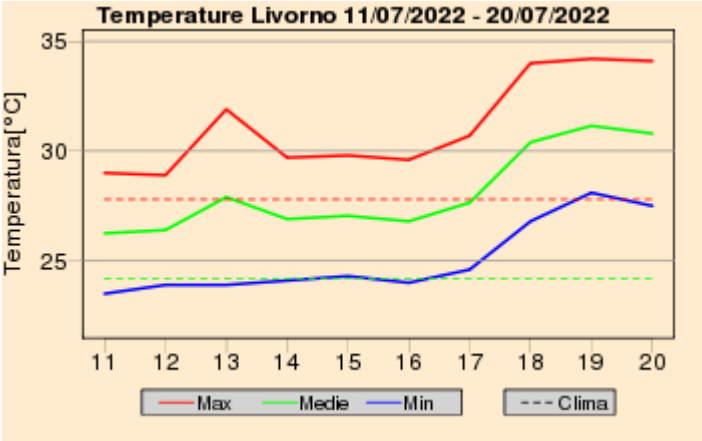


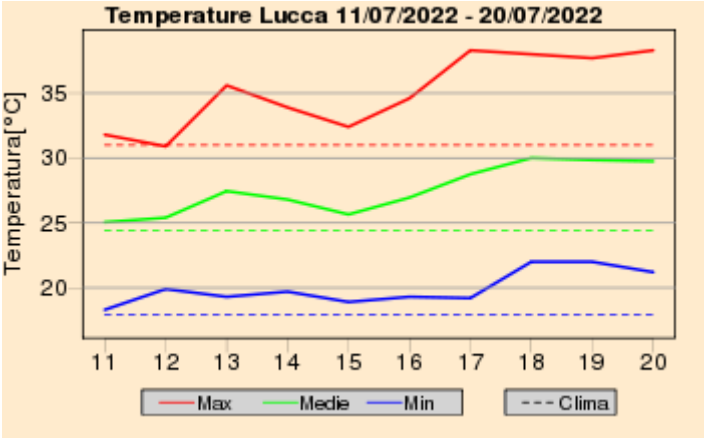


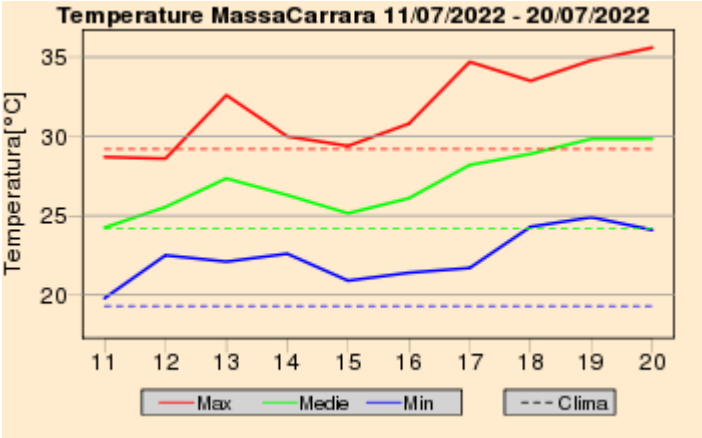

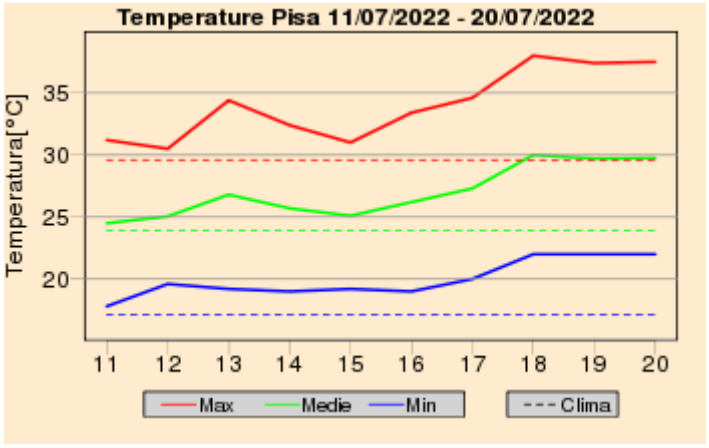


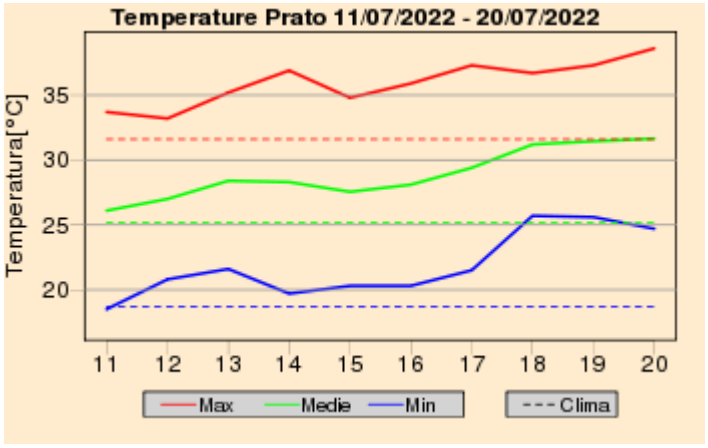


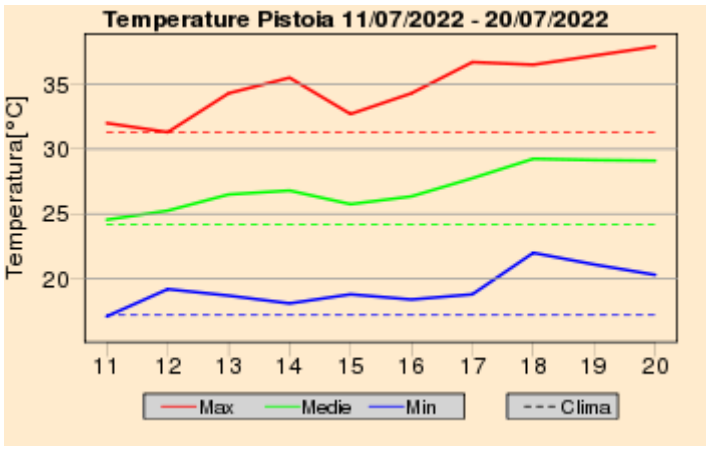


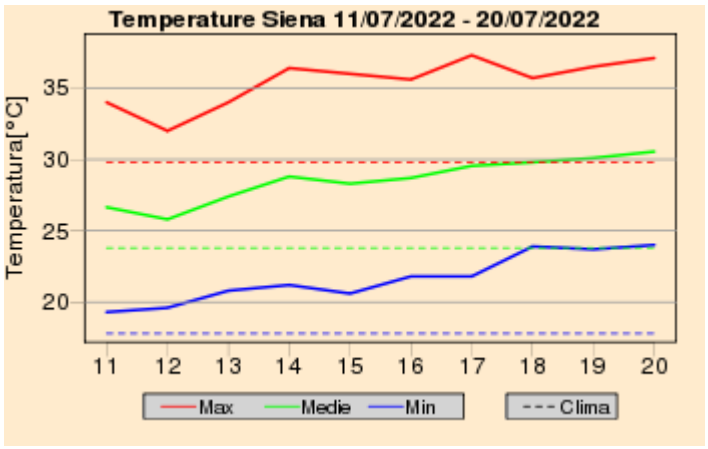


## Quadro regionale – Anomalie termiche

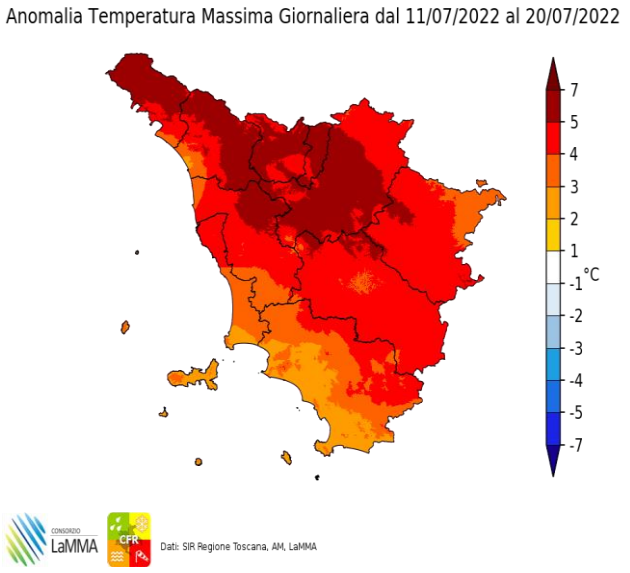





**Anomalia termica decadale per le temperature massime e minime giornaliere**

## Giovedi' 21 Luglio 2022

**Situazione:** alta pressione di matrice africana con tempo stabile e molto caldo.

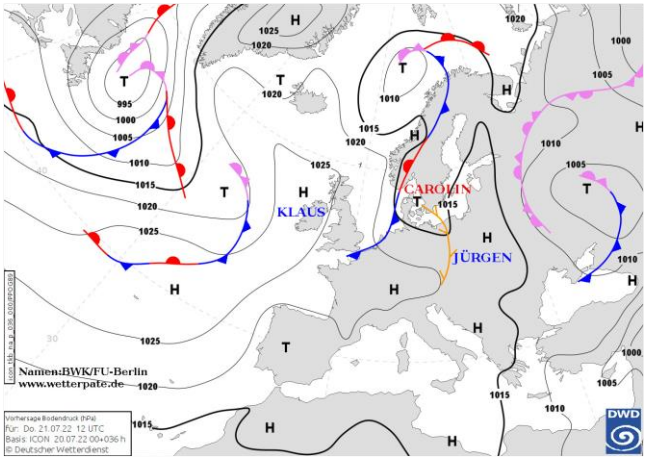

Pressione al suolo e fronti del 21 Luglio alle 12 UTC


Meteosat HRV del 21 Luglio alle 12 UTC

**situazione in Toscana**

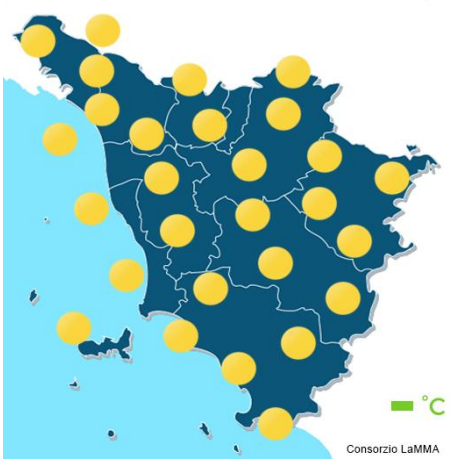

mattina



pomeriggio



sera

**Stato del cielo:** sereno.

**Fenomeni:** nessuno.

**Venti:** deboli da ovest, sud-ovest, con rinforzi pomeridiani.

**Mari:** quasi calmi o poco mossi.

**Temperature:** molto elevate.

| | | Arezzo | Firenze | Grosseto | Livorno | Lucca | Massa | Pisa | Pistoia | Prato | Siena |
|---|---|---|---|---|---|---|---|---|---|---|---|
| T. min | osservata | 18 | 20 | 20 | 26 | 21 | 23 | 22 | 20 | 23 | 22 |
| | anomalia* | 2 | 1 | 2 | 5 | 3 | 3 | 4 | 2 | 3 | 3 |
| T. max | osservata | 38 | 38 | 34 | 31 | 35 | 31 | 33 | 35 | 38 | 37 |
| | anomalia* | 6 | 5 | 3 | 2 | 3 | 1 | 3 | 2 | 4 | 5 |
| Precipitazione (mm/24ore) | | N.D. | N.D. | N.D. | N.D. | N.D. | N.D. | N.D. | N.D. | N.D. | N.D. |

*anomalia calcolata sulla base della normale climatica decadale 1981-2010 Dati: SIR-Regione Toscana, AM, LaMMA

Temperatura Minima del 21/07/2022

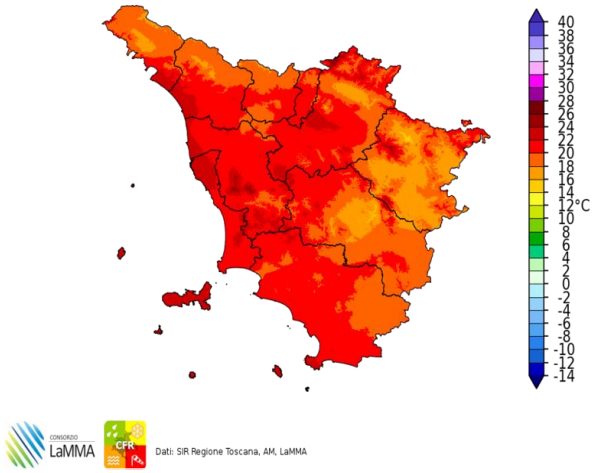


Dati: SIR Regione Toscana, AM, LaMMA

Differenza della Temperatura Minima tra 21/07/2022 e 20/07/2022

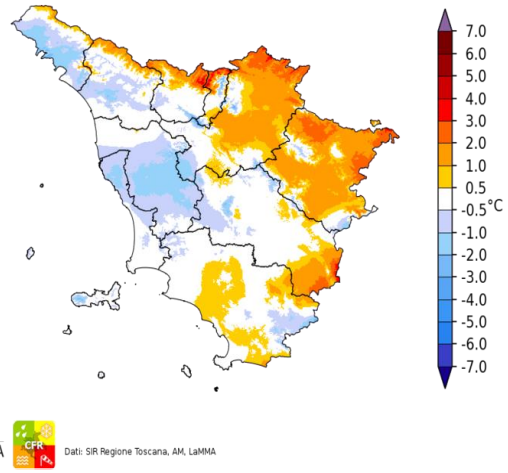


Dati: SIR Regione Toscana, AM, LaMMA

Temperatura Massima del 21/07/2022

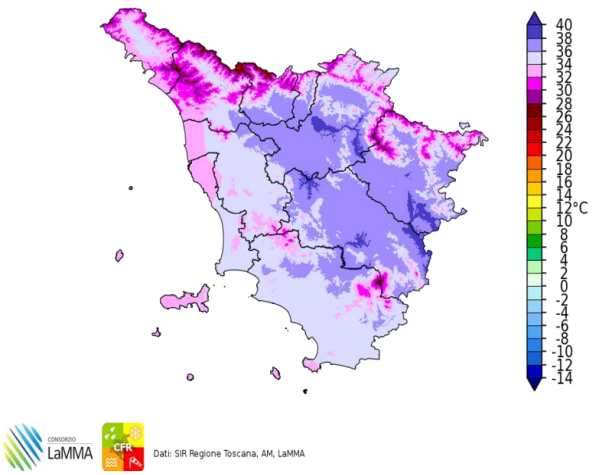


Dati: SIR Regione Toscana, AM, LaMMA

Differenza della Temperatura Massima tra 21/07/2022 e 20/07/2022

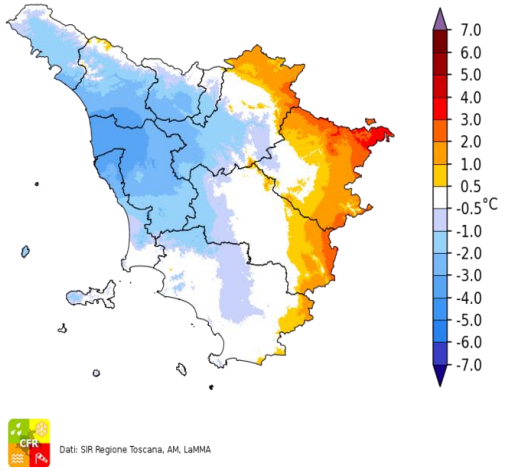


Dati: SIR Regione Toscana, AM, LaMMA

Precipitazione del 21/07/2022

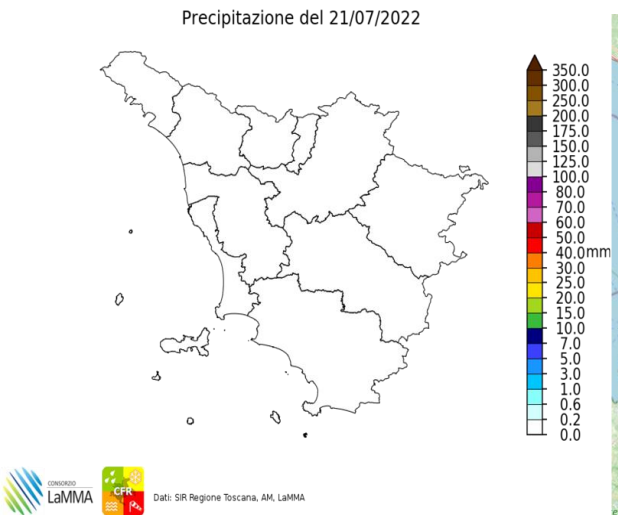


Dati: SIR Regione Toscana, AM, LaMMA

Fulminazioni osservate il giorno 21 Luglio

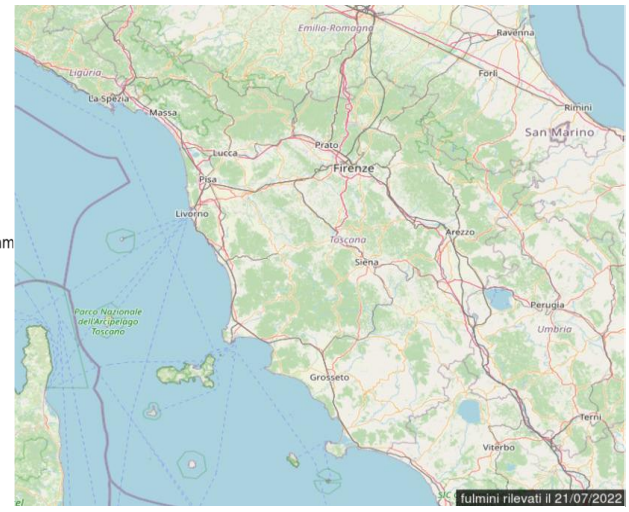

## Venerdi' 22 Luglio 2022

**Situazione:** alta pressione di matrice africana con tempo stabile e molto caldo.

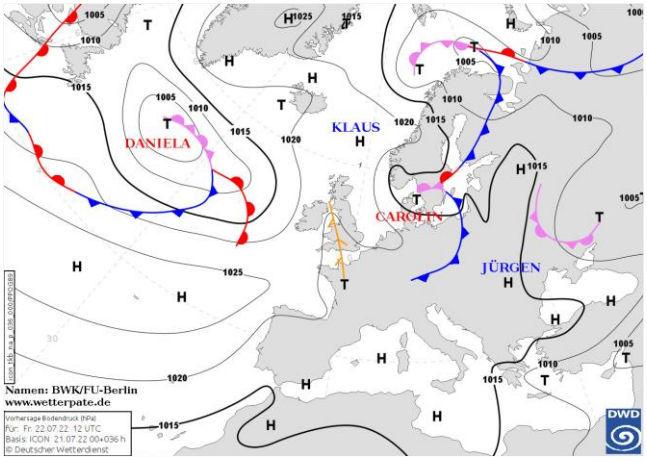

Pressione al suolo e fronti del 22 Luglio alle 12 UTC

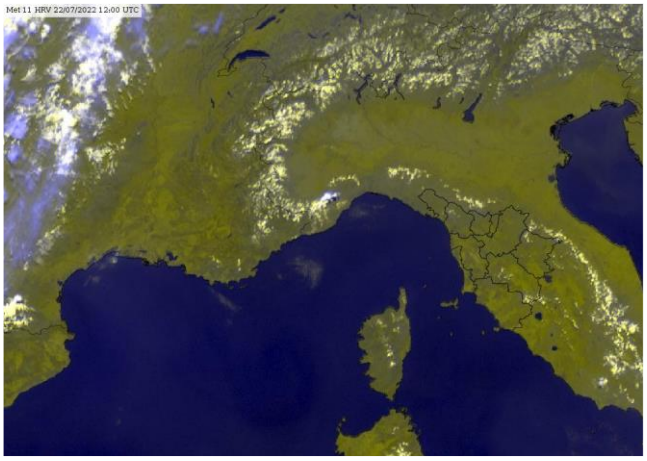
Meteosat HRV del 22 Luglio alle 12 UTC

**situazione in Toscana**

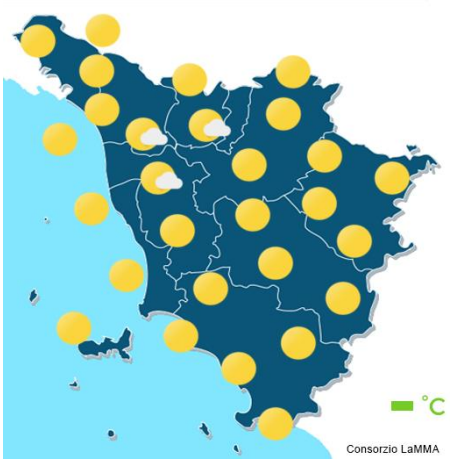

mattina



pomeriggio



sera

**Stato del cielo:** sereno con modesti addensamenti pomeridiani sui rilievi.

**Fenomeni:** nessuno.

**Venti:** deboli da ovest, sud-ovest, con rinforzi pomeridiani.

**Mari:** poco mossi.

**Temperature:** stazionarie e superiori alle medie.

| | | Arezzo | Firenze | Grosseto | Livorno | Lucca | Massa | Pisa | Pistoia | Prato | Siena |
|---|---|---|---|---|---|---|---|---|---|---|---|
| T. min | osservata | 18 | 20 | 20 | 26 | 20 | 23 | 22 | 20 | 22 | 23 |
| | anomalia* | 2 | 1 | 2 | 5 | 2 | 2 | 4 | 2 | 3 | 4 |
| T. max | osservata | 39 | 39 | 38 | 31 | 35 | 31 | 34 | 36 | 38 | 38 |
| | anomalia* | 6 | 5 | 6 | 2 | 3 | 0 | 4 | 3 | 4 | 7 |
| Precipitazione (mm/24ore) | | 0 | 0 | 0 | 0 | 0 | 0 | 0 | 0 | 0 | 0 |

*anomalia calcolata sulla base della normale climatica decadale 1981-2010 Dati: SIR-Regione Toscana, AM, LaMMA

Temperatura Minima del 22/07/2022

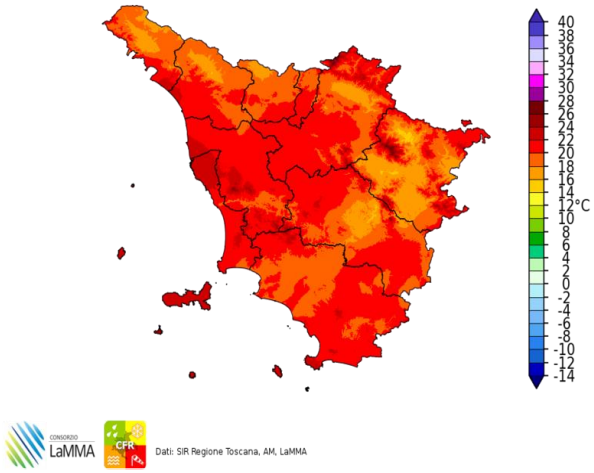


Dati: SIR Regione Toscana, AM, LaMMA

Differenza della Temperatura Minima tra 22/07/2022 e 21/07/2022

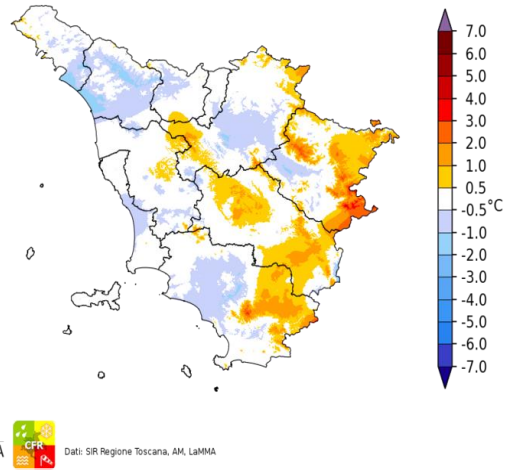


Dati: SIR Regione Toscana, AM, LaMMA

Temperatura Massima del 22/07/2022

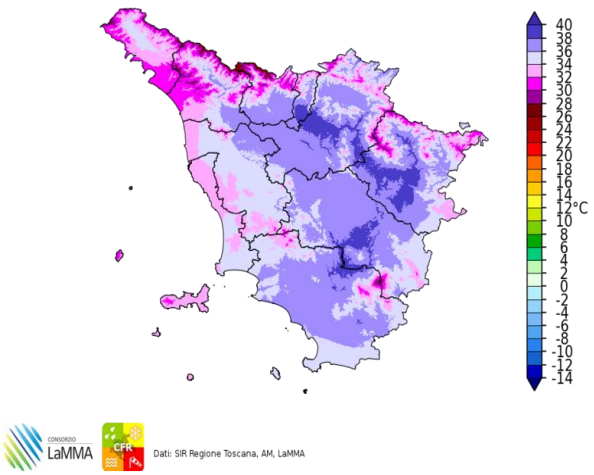


Dati: SIR Regione Toscana, AM, LaMMA

Differenza della Temperatura Massima tra 22/07/2022 e 21/07/2022

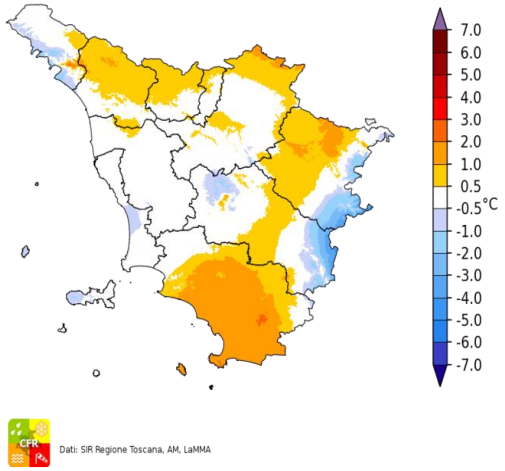


Dati: SIR Regione Toscana, AM, LaMMA

Precipitazione del 22/07/2022

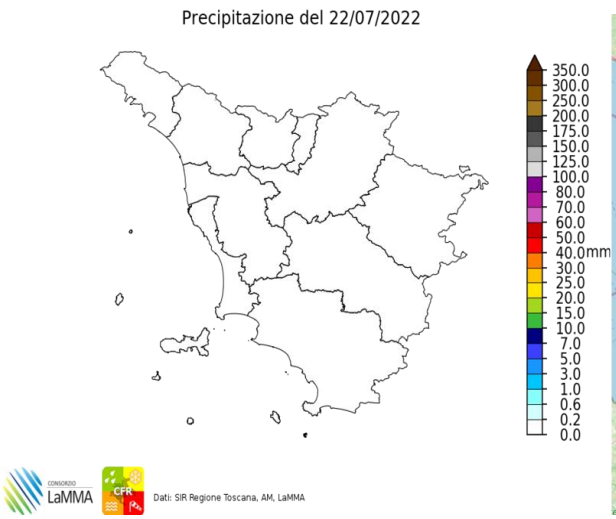


Dati: SIR Regione Toscana, AM, LaMMA

Fulminazioni osservate il giorno 22 Luglio

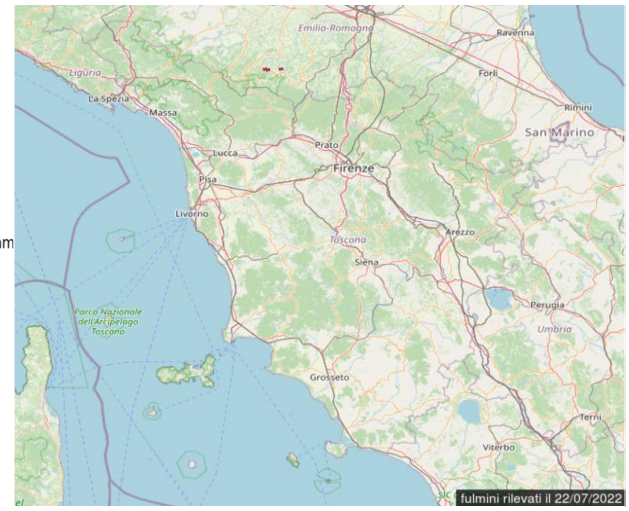

## Sabato 23 Luglio 2022

**Situazione:** alta pressione di matrice africana che tende temporaneamente a disporre il proprio asse sui paralleli a causa del transito di una perturbazione sull'Europa Centrale con locale aumento dell'instabilità sul nord Italia e lieve calo termico sui versanti tirrenici della penisola.

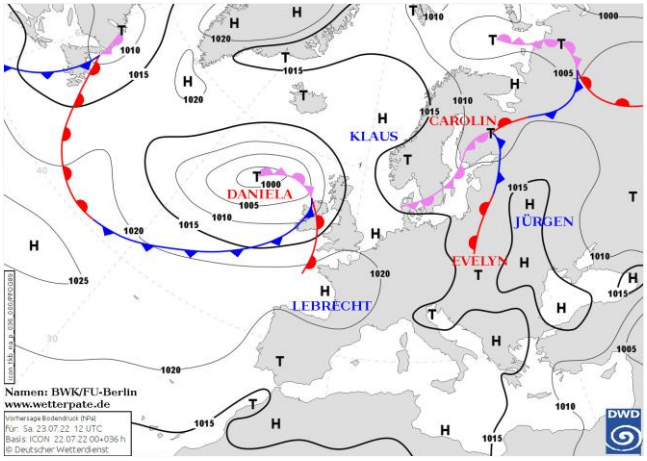

Pressione al suolo e fronti del 23 Luglio alle 12 UTC


Meteosat HRV del 23 Luglio alle 14 UTC

**situazione in Toscana**

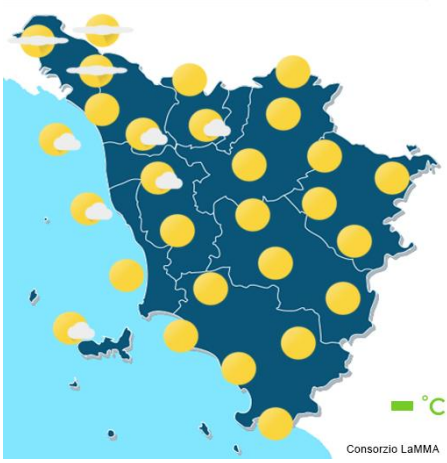

mattina

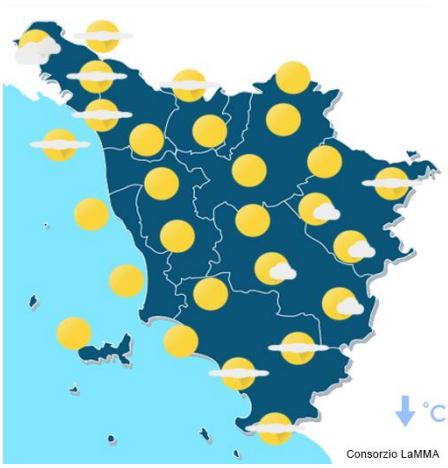

pomeriggio



sera

**Stato del cielo:** sereno o poco nuvoloso per nubi basse fino alle prime ore della mattina sui settori settentrionali e nubi medio-alte in transito nel pomeriggio-sera.

**Fenomeni:** nessuno.

**Venti:** tra deboli e localmente moderati da ovest, sud-ovest con rinforzi pomeridiani.

**Mari:** poco mossi. Mossi in serata al largo a nord dell'Elba.

**Temperature:** minime in lieve aumento sulle pianure centro-settentrionali, massime in prevalente lieve diminuzione.

| | | Arezzo | Firenze | Grosseto | Livorno | Lucca | Massa | Pisa | Pistoia | Prato | Siena |
|---|---|---|---|---|---|---|---|---|---|---|---|
| T. min | osservata | 18 | 22 | 20 | 26 | 22 | 22 | 22 | 21 | 23 | 22 |
| | anomalia* | 3 | 3 | 2 | 5 | 3 | 2 | 4 | 3 | 3 | 3 |
| T. max | osservata | 38 | 37 | 35 | 31 | 34 | 31 | 34 | 34 | 36 | 36 |
| | anomalia* | 6 | 4 | 3 | 2 | 1 | 1 | 4 | 2 | 3 | 5 |
| Precipitazione (mm/24ore) | | 0 | 0 | 0 | 0 | 0 | 0 | 0 | 0 | 0 | 0 |

*anomalia calcolata sulla base della normale climatica decadale 1981-2010 Dati: SIR-Regione Toscana, AM, LaMMA

Temperatura Minima del 23/07/2022

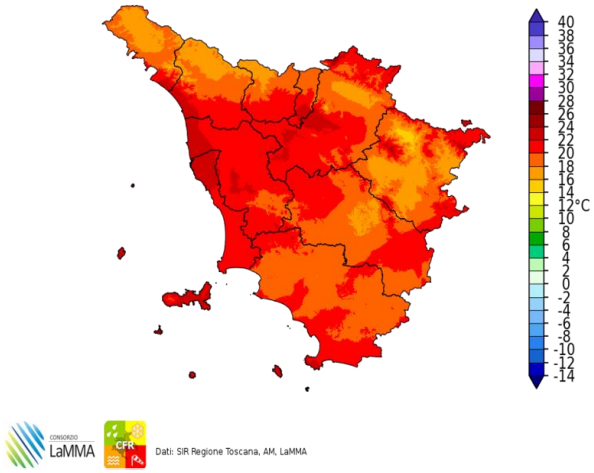


Dati: SIR Regione Toscana, AM, LaMMA

Differenza della Temperatura Minima tra 23/07/2022 e 22/07/2022

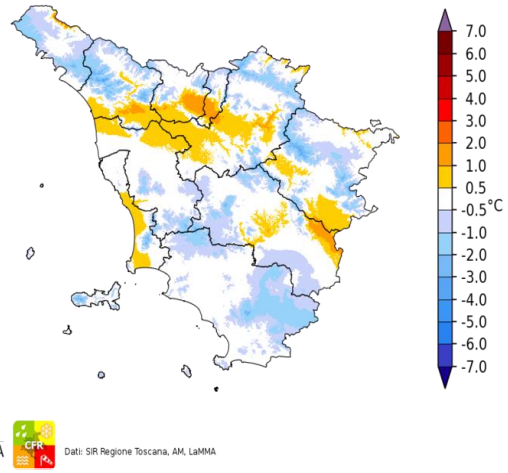


Dati: SIR Regione Toscana, AM, LaMMA

Temperatura Massima del 23/07/2022

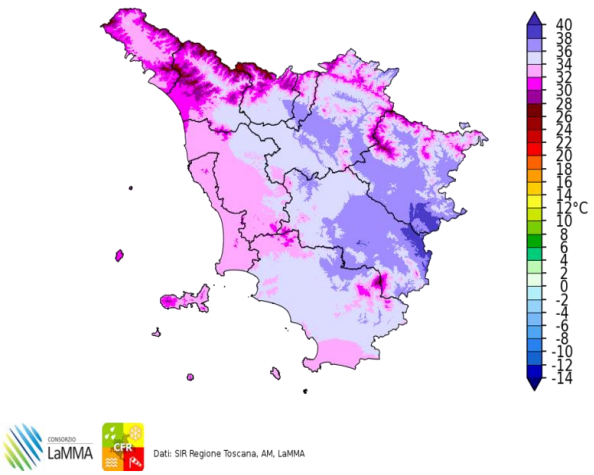


Dati: SIR Regione Toscana, AM, LaMMA

Differenza della Temperatura Massima tra 23/07/2022 e 22/07/2022

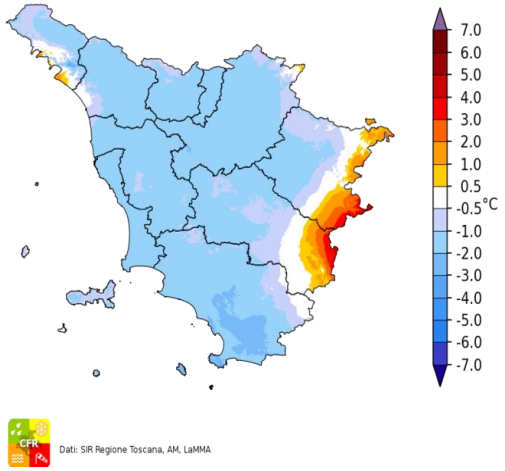


Dati: SIR Regione Toscana, AM, LaMMA

Total Precipitation [mm] cumulated on Sat, 23/07/2022

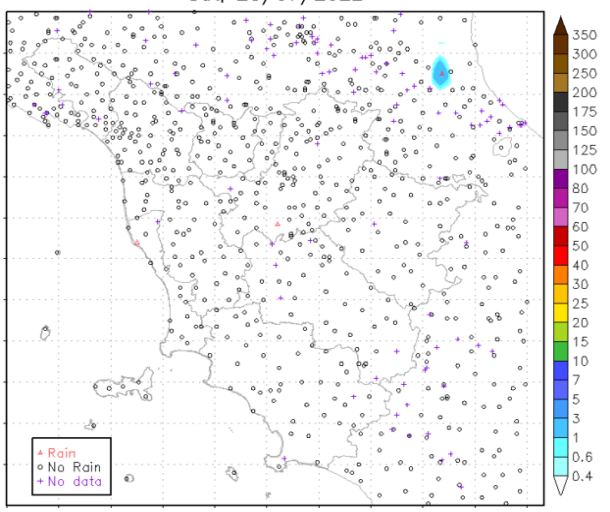


Fulminazioni osservate il giorno 23 Luglio

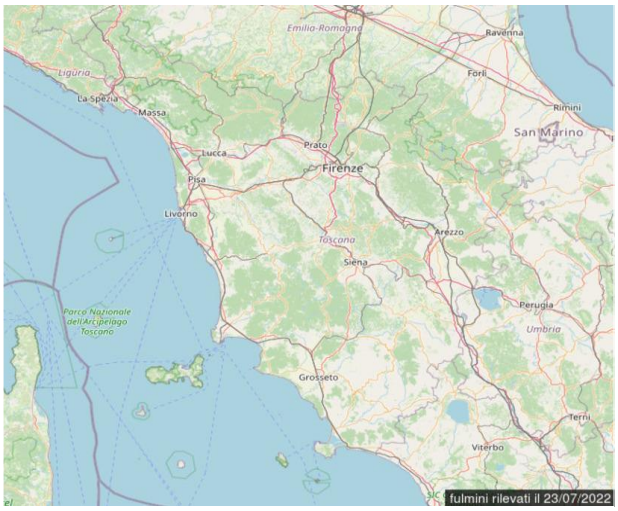

## Domenica 24 Luglio 2022

**Situazione:** promontorio di alta pressione di matrice subtropicale africana esteso a tutto il Mediterraneo centrale.

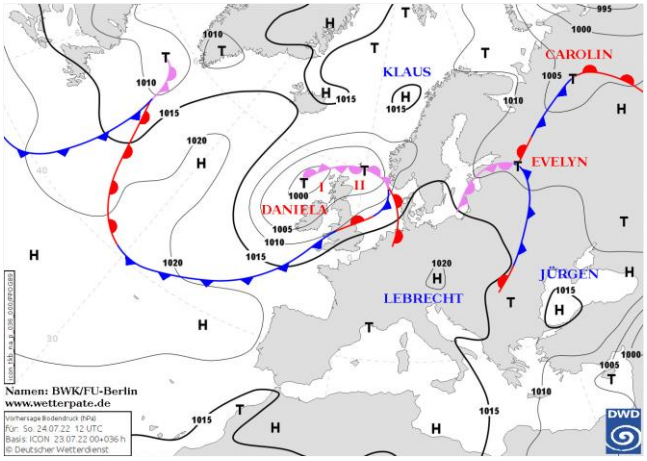

Pressione al suolo e fronti del 24 Luglio alle 12 UTC


Meteosat HRV del 24 Luglio alle 12 UTC

**situazione in Toscana**

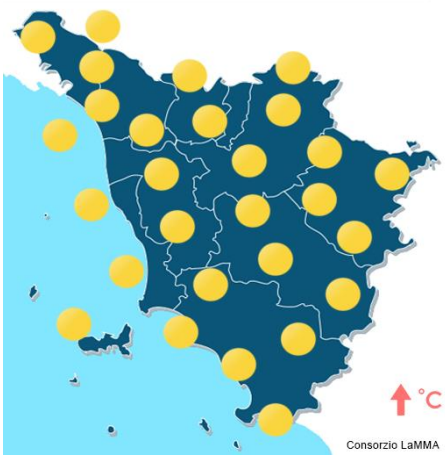

mattina

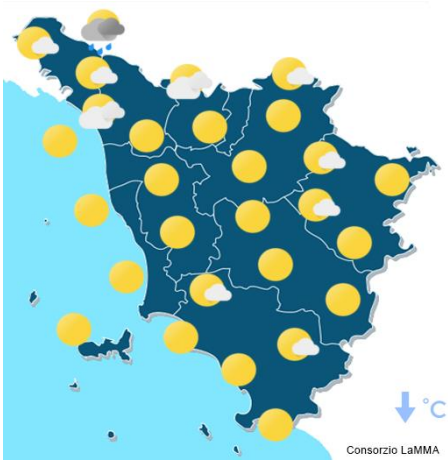

pomeriggio



sera

**Stato del cielo:** sereno o poco nuvoloso salvo lo sviluppo di nubi cumuliformi sui rilievi appenninici durante le ore più calde.

**Fenomeni:** un temporale pomeridiano ha interessato porzioni molto limitate del crinale appenninico lucchese con cumulati massimi attorno a 10 mm.

**Venti:** deboli occidentali con rinforzi pomeridiani.

**Mari:** mossi a nord di Capraia, poco mossi altrove.

**Temperature:** in aumento le minime (superiori a 20 °C su gran parte della regione) e massime in calo di 1-2 °C sulle zone più interne della regione.

| | | Arezzo | Firenze | Grosseto | Livorno | Lucca | Massa | Pisa | Pistoia | Prato | Siena |
|---|---|---|---|---|---|---|---|---|---|---|---|
| T. min | osservata | 19 | 22 | 21 | 27 | 22 | 24 | 23 | 22 | 24 | 22 |
| | anomalia* | 4 | 4 | 3 | 6 | 4 | 4 | 4 | 4 | 5 | 3 |
| T. max | osservata | 36 | 36 | 36 | 31 | 33 | 30 | 32 | 33 | 36 | 35 |
| | anomalia* | 4 | 3 | 4 | 2 | 1 | 0 | 2 | 0 | 2 | 3 |
| Precipitazione (mm/24ore) | | 0 | 0 | 0 | 0 | 0 | 0 | 0 | 0 | 0 | 0 |

*anomalia calcolata sulla base della normale climatica decadale 1981-2010 Dati: SIR-Regione Toscana, AM, LaMMA

Temperatura Minima del 24/07/2022

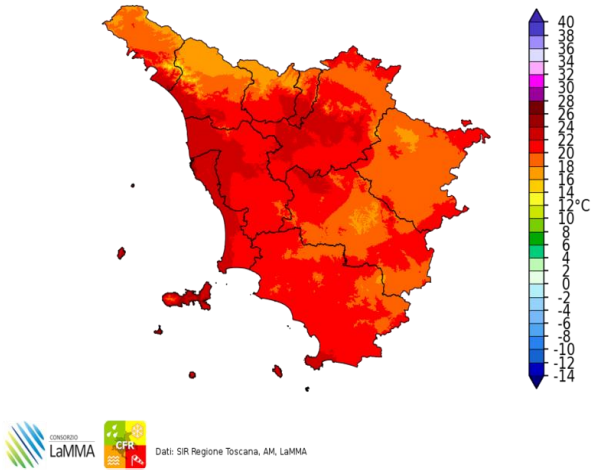


Dati: SIR Regione Toscana, AM, LaMMA

Differenza della Temperatura Minima tra 24/07/2022 e 23/07/2022

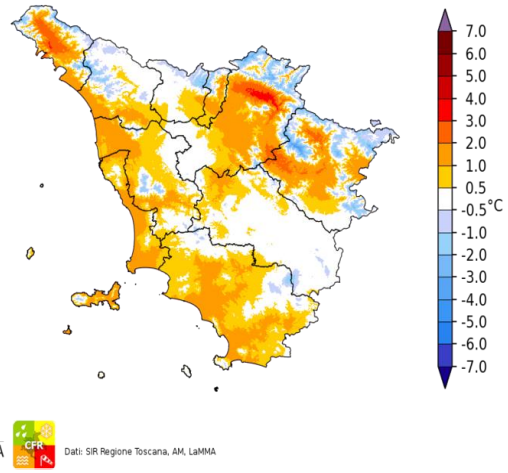


Dati: SIR Regione Toscana, AM, LaMMA

Temperatura Massima del 24/07/2022

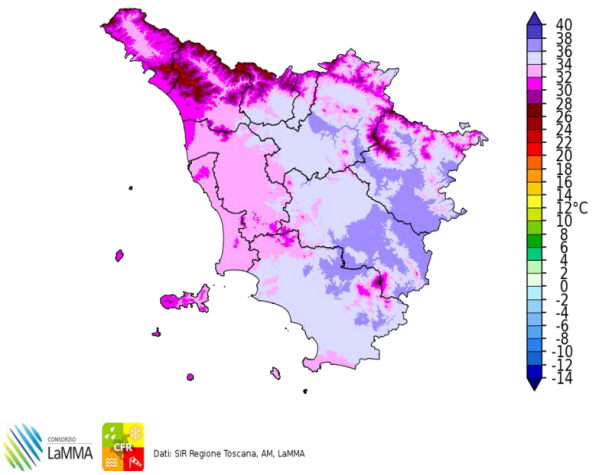


Dati: SIR Regione Toscana, AM, LaMMA

Differenza della Temperatura Massima tra 24/07/2022 e 23/07/2022

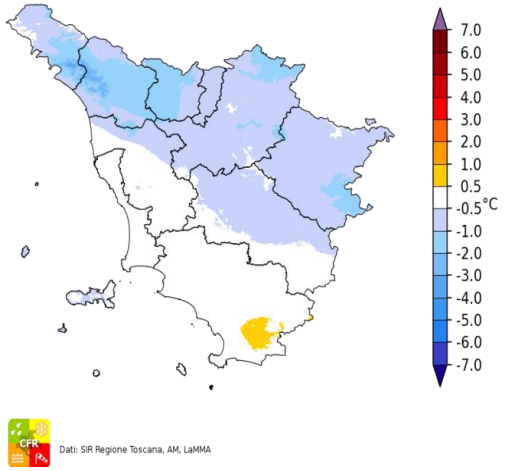


Dati: SIR Regione Toscana, AM, LaMMA

Precipitazione del 24/07/2022

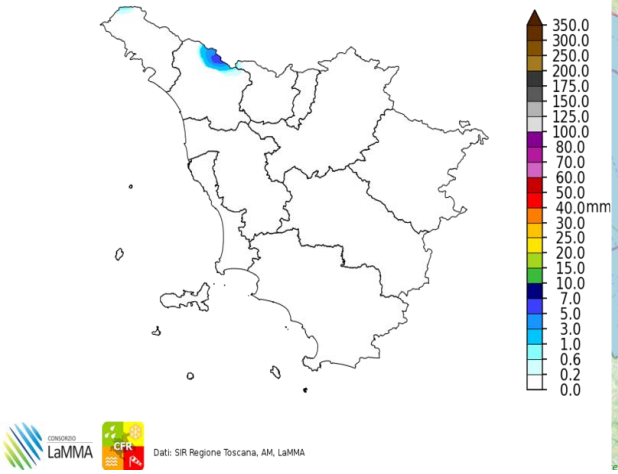


Dati: SIR Regione Toscana, AM, LaMMA

Fulminazioni osservate il giorno 24 Luglio

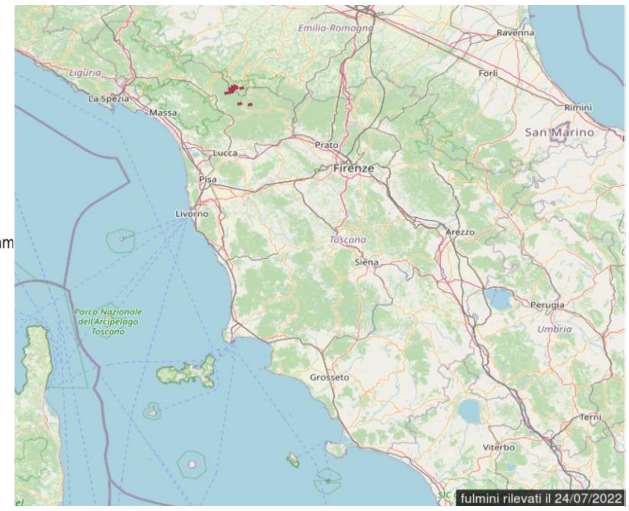

## Lunedi' 25 Luglio 2022

**Situazione:** una perturbazione in transito sull'Europa centrale interessa più direttamente l'Arco Alpino; la pressione sul Mediterraneo centrale è in fase di lieve diminuzione.

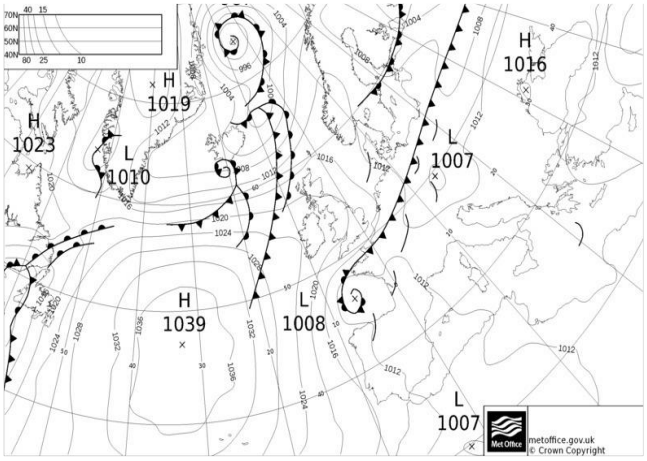

Pressione al suolo e fronti del 25 Luglio alle 12 UTC



Meteosat HRV del 25 Luglio alle 13 UTC

**situazione in Toscana**

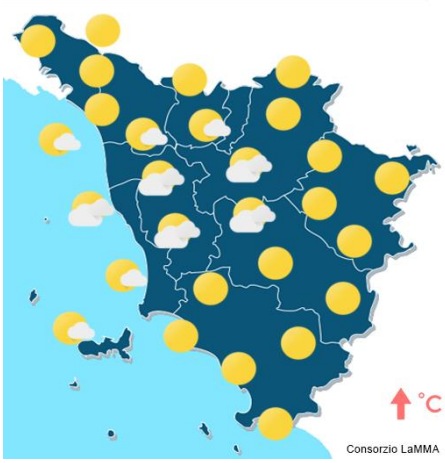

mattina

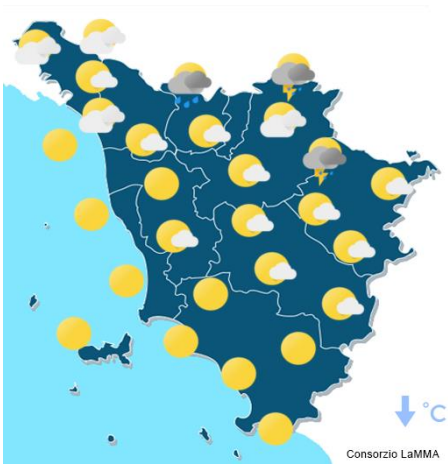

pomeriggio



sera

**Stato del cielo:** sereno con sviluppo di nubi cumuliformi nel pomeriggio sui rilievi appenninici.

**Fenomeni:** isolati temporali sulla dorsale appenninica.

**Venti:** tra deboli e localmente moderati occidentali.

**Mari:** poco mossi.

**Temperature:** sopra le medie.

| | | Arezzo | Firenze | Grosseto | Livorno | Lucca | Massa | Pisa | Pistoia | Prato | Siena |
|---|---|---|---|---|---|---|---|---|---|---|---|
| T. min | osservata | 19 | 23 | 22 | 27 | 22 | 25 | 23 | 21 | 23 | 22 |
| | anomalia* | 4 | 4 | 4 | 6 | 4 | 5 | 5 | 3 | 3 | 3 |
| T. max | osservata | 37 | 37 | 36 | 30 | 33 | 31 | 33 | 34 | 37 | 36 |
| | anomalia* | 5 | 4 | 4 | 1 | 1 | 0 | 2 | 1 | 4 | 5 |
| Precipitazione (mm/24ore) | | 0 | 0 | 0 | 0 | 0 | 0 | 0 | 0 | 0 | 0 |

*anomalia calcolata sulla base della normale climatica decadale 1981-2010 Dati: SIR-Regione Toscana, AM, LaMMA

Temperatura Minima del 25/07/2022

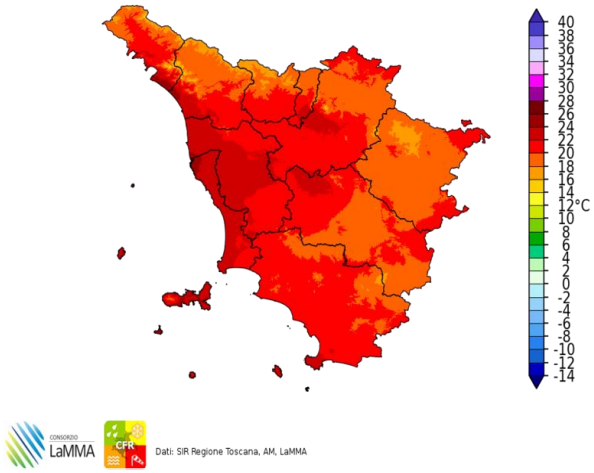


Dati: SIR Regione Toscana, AM, LaMMA

Differenza della Temperatura Minima tra 25/07/2022 e 24/07/2022

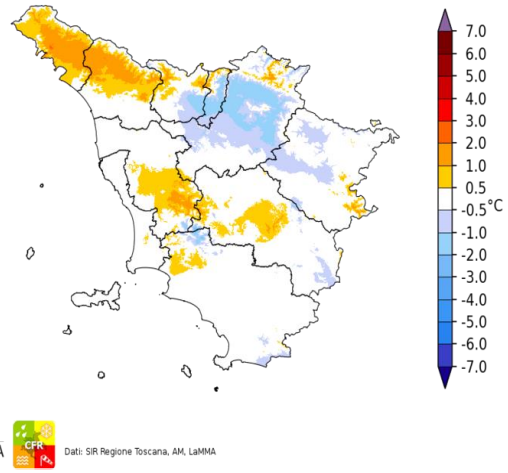


Dati: SIR Regione Toscana, AM, LaMMA

Temperatura Massima del 25/07/2022

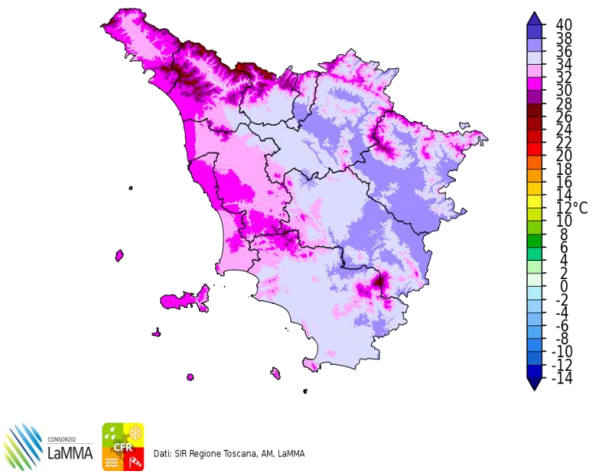


Dati: SIR Regione Toscana, AM, LaMMA

Differenza della Temperatura Massima tra 25/07/2022 e 24/07/2022

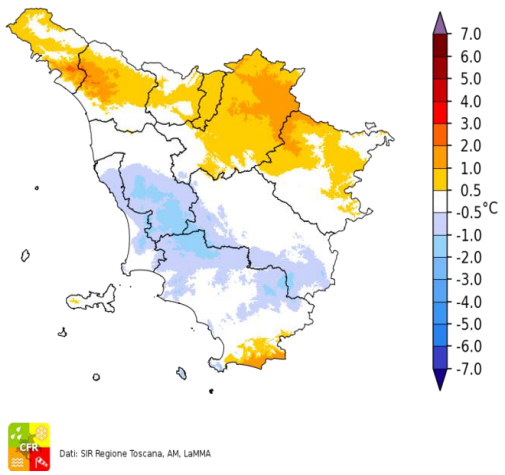


Dati: SIR Regione Toscana, AM, LaMMA

Precipitazione del 25/07/2022

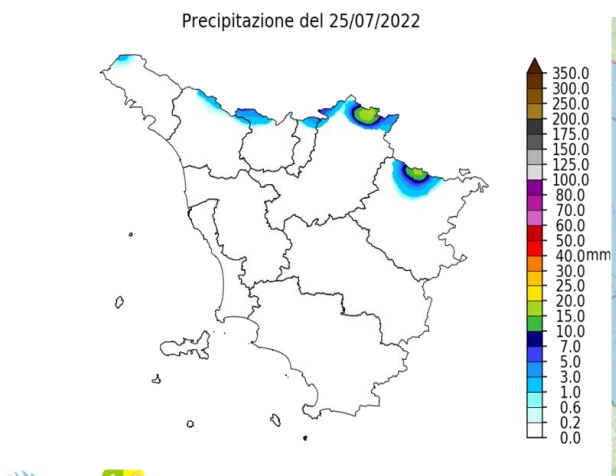


Dati: SIR Regione Toscana, AM, LaMMA

Fulminazioni osservate il giorno 25 Luglio

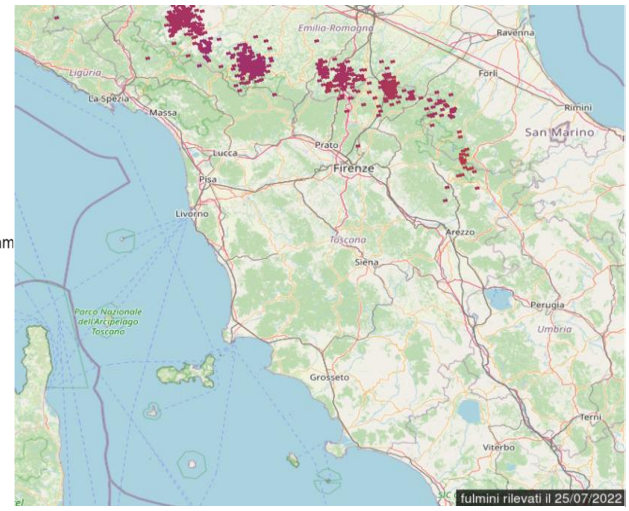

## Martedi' 26 Luglio 2022

**Situazione:** lieve flessione del campo di alta pressione per l'abbassamento del flusso zonale atlantico. Sul nord Italia infiltrazioni di aria relativamente più fresca in quota determinano condizioni di instabilità, in particolare sull'arco alpino e sulla dorsale appenninica.

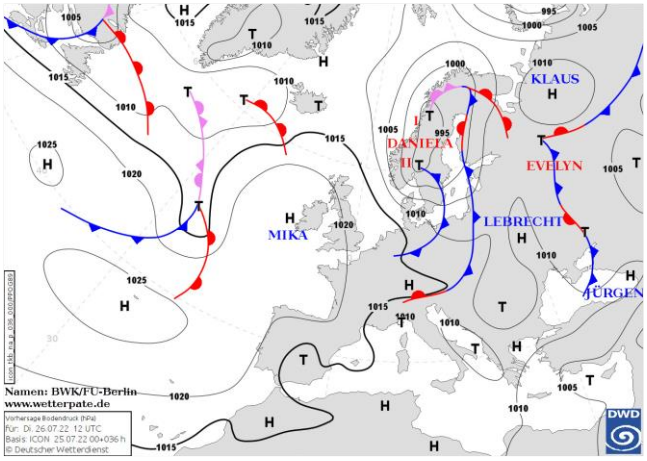


Pressione al suolo e fronti del 26 Luglio alle 12 UTC



Meteosat HRV del 26 Luglio alle 12 UTC

**situazione in Toscana**

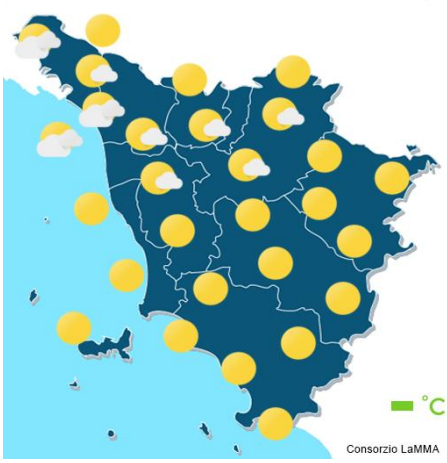


mattina

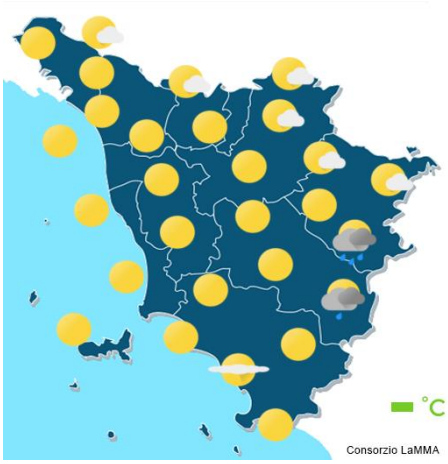


pomeriggio




sera

**Stato del cielo:** nuvoloso per nubi basse in mattinata sulle pianure settentrionali, sereno o poco nuvoloso al sud. Nel pomeriggio sereno sulle zone occidentali e tra poco nuvoloso e nuvoloso altrove. Sereno in serata.

**Fenomeni:** isolati brevi rovesci in Val di Chiana, deboli piogge sulla parte più settentrionale dell'Alto Mugello per temporale in Romagna.

**Venti:** deboli prevalentemente occidentali, sud-occidentali, con locali rinforzi.

**Mari:** mossi a nord dell'Elba, poco mossi altrove.

**Temperature:** pressoché stazionarie. In lieve calo in Appennino.

| | | Arezzo | Firenze | Grosseto | Livorno | Lucca | Massa | Pisa | Pistoia | Prato | Siena |
|---|---|---|---|---|---|---|---|---|---|---|---|
| T. min | osservata | 20 | 22 | 22 | 27 | 22 | 24 | 21 | 23 | 25 | 22 |
| | anomalia* | 4 | 3 | 4 | 5 | 3 | 4 | 3 | 4 | 5 | 3 |
| T. max | osservata | 36 | 36 | 36 | 31 | 33 | 31 | 33 | 33 | 35 | 36 |
| | anomalia* | 3 | 3 | 4 | 2 | 1 | 0 | 2 | 0 | 2 | 4 |
| Precipitazione (mm/24ore) | | 0 | 0 | 0 | 0 | 0 | 0 | 0 | 0 | 0 | 0 |

*anomalia calcolata sulla base della normale climatica decadale 1981-2010

Dati: SIR-Regione Toscana, AM, LaMMA

Temperatura Minima del 26/07/2022

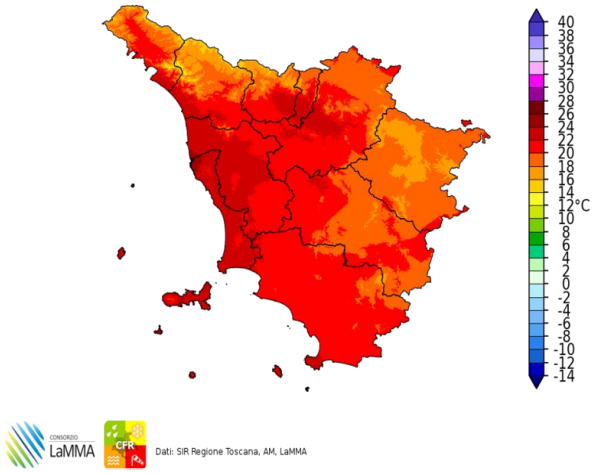


Dati: SIR Regione Toscana, AM, LaMMA

Differenza della Temperatura Minima tra 26/07/2022 e 25/07/2022

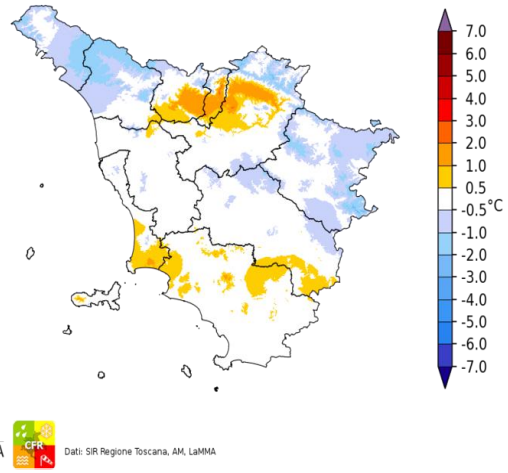


Dati: SIR Regione Toscana, AM, LaMMA

Temperatura Massima del 26/07/2022

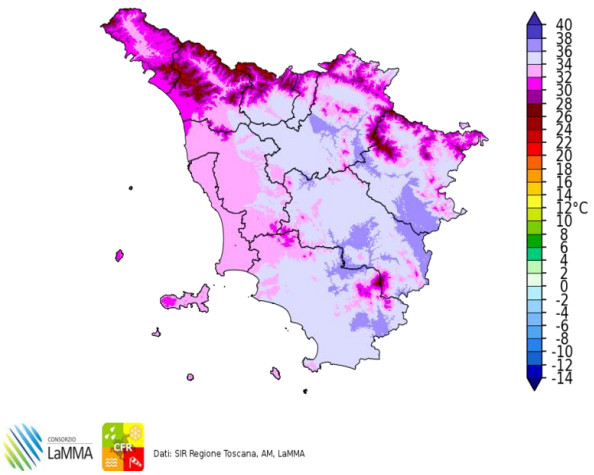


Dati: SIR Regione Toscana, AM, LaMMA

Differenza della Temperatura Massima tra 26/07/2022 e 25/07/2022

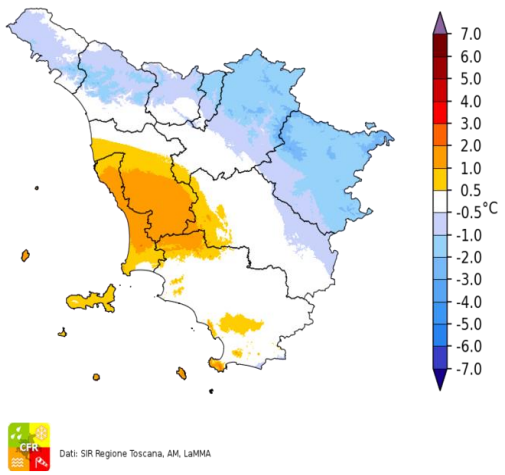


Dati: SIR Regione Toscana, AM, LaMMA

Total Precipitation [mm] cumulated on Tue, 26/07/2022

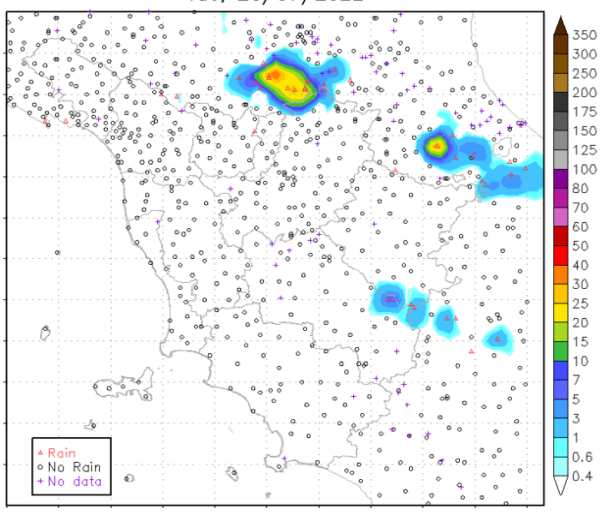


Fulminazioni osservate il giorno 26 Luglio

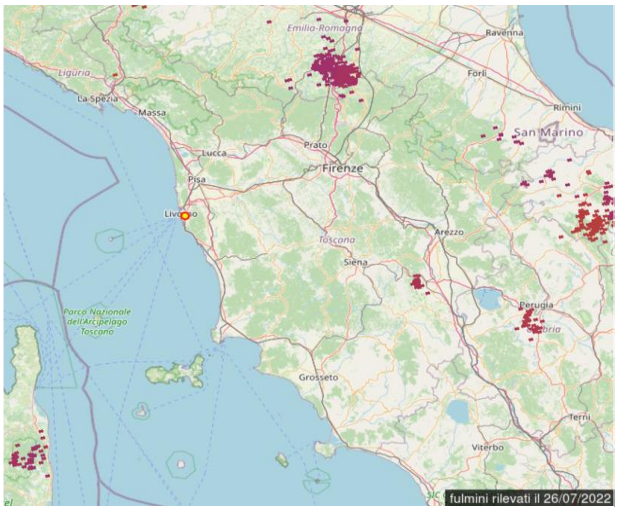

## Mercoledi' 27 Luglio 2022

**Situazione:** lieve flessione del campo di alta pressione per l'abbassamento del flusso zonale atlantico. Sul centro nord Italia delle infiltrazioni di aria relativamente più fresca in quota determinano temporanee condizioni di instabilità, in particolare sull'arco alpino e lungo la dorsale appenninica.

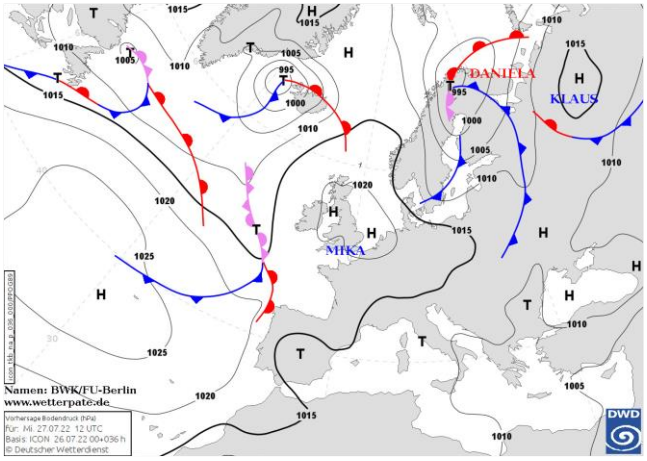

Pressione al suolo e fronti del 27 Luglio alle 12 UTC


Meteosat HRV del 27 Luglio alle 12 UTC

**situazione in Toscana**



mattina



pomeriggio



sera

**Stato del cielo:** sereno o poco nuvoloso.

**Fenomeni:** isolatissimi temporali, uno su Firenze e altri sulla provincia di Arezzo.

**Venti:** deboli, prevalentemente settentrionali, con rinforzi pomeridiani di Maestrale sulla costa meridionale.

**Mari:** mossi a nord dell'Elba, poco mossi altrove. In attenuazione.

**Temperature:** in lieve calo.

| | | Arezzo | Firenze | Grosseto | Livorno | Lucca | Massa | Pisa | Pistoia | Prato | Siena |
|---|---|---|---|---|---|---|---|---|---|---|---|
| T. min | osservata | 18 | 21 | 21 | 25 | 22 | 24 | 21 | 21 | 24 | 22 |
| | anomalia* | 3 | 2 | 3 | 4 | 3 | 4 | 3 | 2 | 4 | 3 |
| T. max | osservata | 35 | 37 | 35 | 30 | 34 | 30 | 33 | 35 | 36 | 35 |
| | anomalia* | 3 | 4 | 3 | 2 | 2 | 0 | 2 | 2 | 3 | 4 |
| Precipitazione (mm/24ore) | | 0 | 0 | 0 | 0 | 0 | 0 | 0 | 0 | 0 | 0 |

*anomalia calcolata sulla base della normale climatica decadale 1981-2010 Dati: SIR-Regione Toscana, AM, LaMMA

Temperatura Minima del 27/07/2022

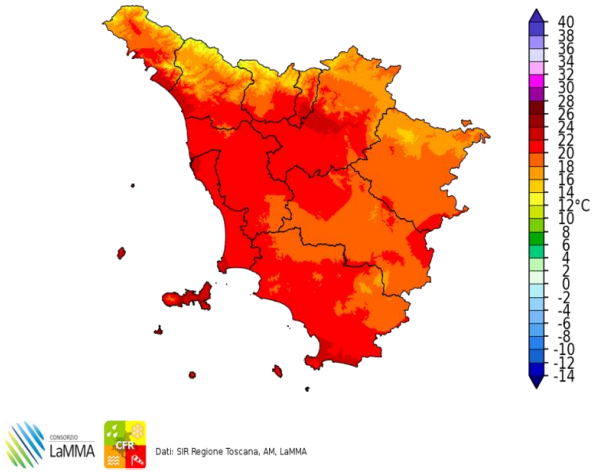


Dati: SIR Regione Toscana, AM, LaMMA

Differenza della Temperatura Minima tra 27/07/2022 e 26/07/2022

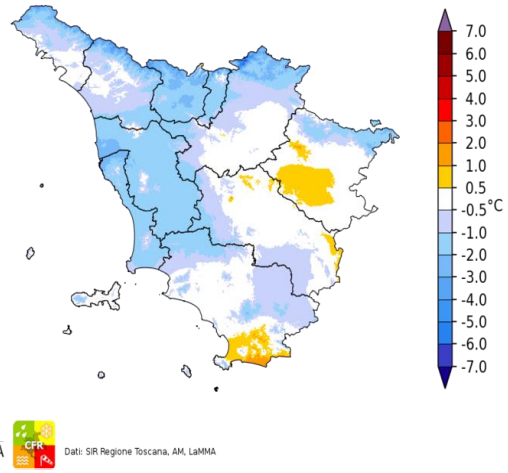


Dati: SIR Regione Toscana, AM, LaMMA

Temperatura Massima del 27/07/2022

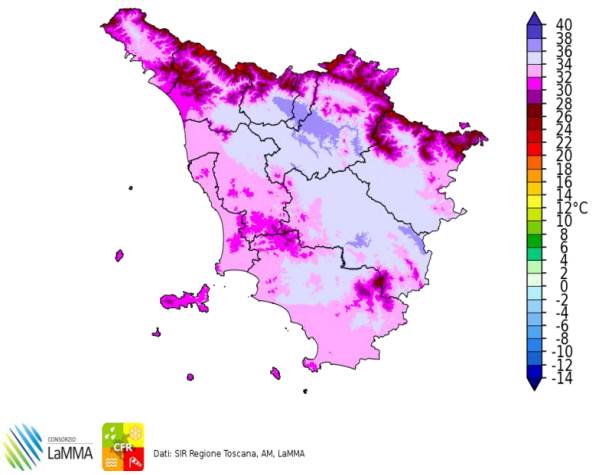


Dati: SIR Regione Toscana, AM, LaMMA

Differenza della Temperatura Massima tra 27/07/2022 e 26/07/2022

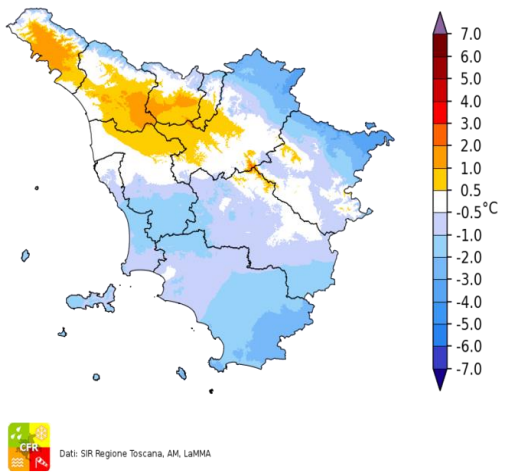


Dati: SIR Regione Toscana, AM, LaMMA

Precipitazione del 27/07/2022

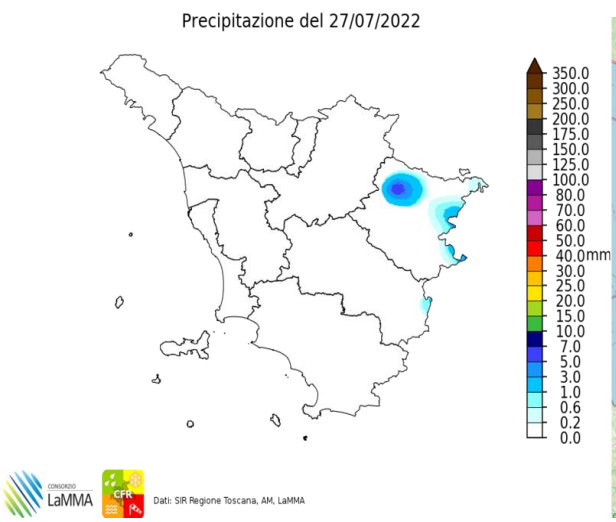


Dati: SIR Regione Toscana, AM, LaMMA

Fulminazioni osservate il giorno 27 Luglio

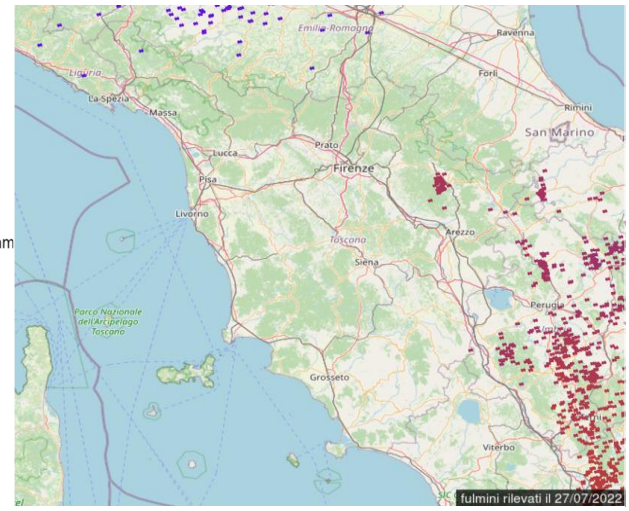

## Giovedi' 28 Luglio 2022

**Situazione:** lieve flessione del campo di alta pressione per l'abbassamento del flusso occidentale atlantico.

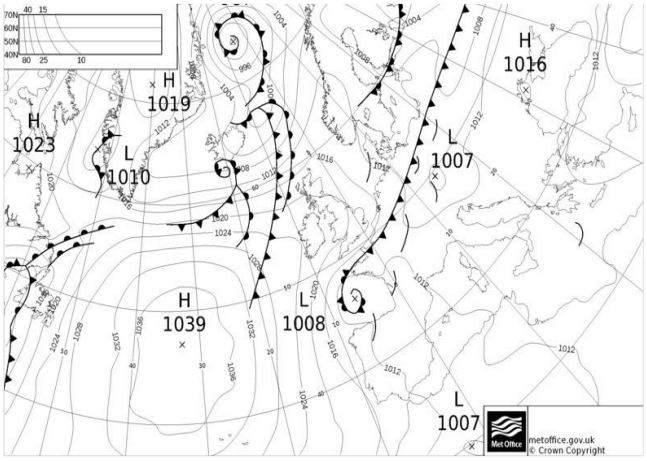

Pressione al suolo e fronti del 28 Luglio alle 12 UTC


Meteosat HRV del 28 Luglio alle 14 UTC

**situazione in Toscana**

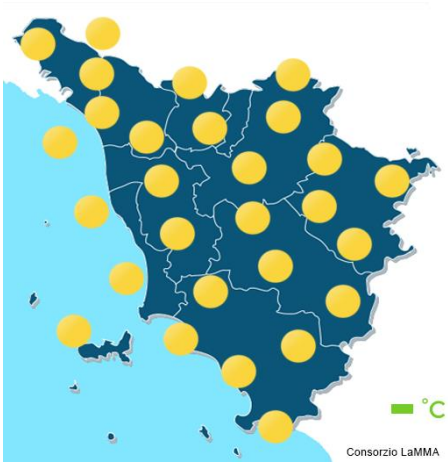

mattina



pomeriggio



sera

**Stato del cielo:** sereno o poco nuvoloso ma con sviluppo di nuvolosità cumuliforme nelle ore centrali della giornata.

**Fenomeni:** temporali sul crinale appenninico e fra le province di Siena e Arezzo.

**Venti:** deboli occidentali, fino a moderati lungo la costa nel pomeriggio.

**Mari:** poco mossi.

**Temperature:** minime in lieve calo, massime in lieve aumento.

| | | Arezzo | Firenze | Grosseto | Livorno | Lucca | Massa | Pisa | Pistoia | Prato | Siena |
|---|---|---|---|---|---|---|---|---|---|---|---|
| T. min | osservata | 18 | 21 | 21 | 26 | 21 | 22 | 22 | 20 | 24 | 22 |
| | anomalia* | 3 | 2 | 3 | 4 | 2 | 2 | 4 | 2 | 4 | 3 |
| T. max | osservata | 36 | 38 | 34 | 30 | 34 | 32 | 32 | 36 | 38 | 37 |
| | anomalia* | 3 | 5 | 2 | 1 | 2 | 2 | 2 | 3 | 4 | 6 |
| Precipitazione (mm/24ore) | | 8 | 0 | 0 | 0 | 0 | 0 | 0 | 0 | 0 | 0 |

*anomalia calcolata sulla base della normale climatica decadale 1981-2010

Dati: SIR-Regione Toscana, AM, LaMMA

Temperatura Minima del 28/07/2022

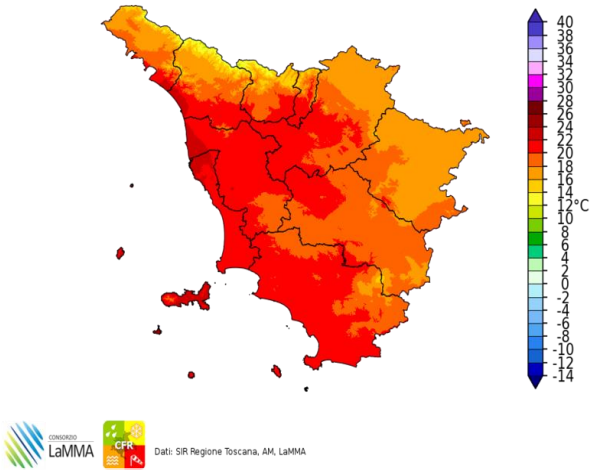


Dati: SIR Regione Toscana, AM, LaMMA

Differenza della Temperatura Minima tra 28/07/2022 e 27/07/2022

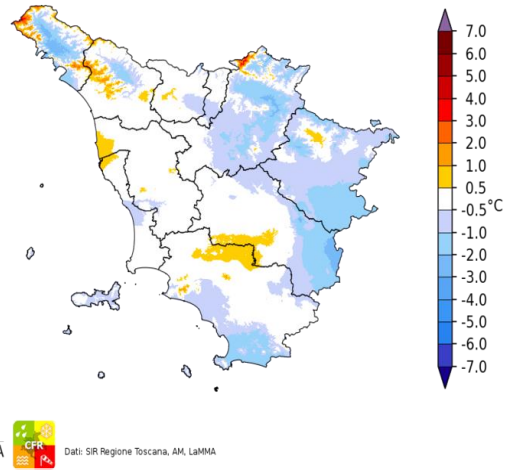


Dati: SIR Regione Toscana, AM, LaMMA

Temperatura Massima del 28/07/2022

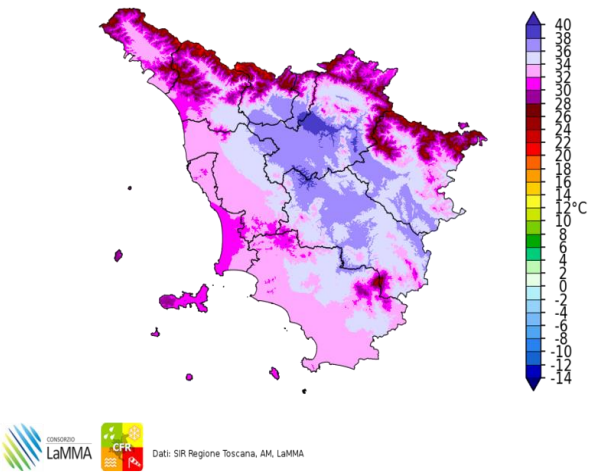


Dati: SIR Regione Toscana, AM, LaMMA

Differenza della Temperatura Massima tra 28/07/2022 e 27/07/2022

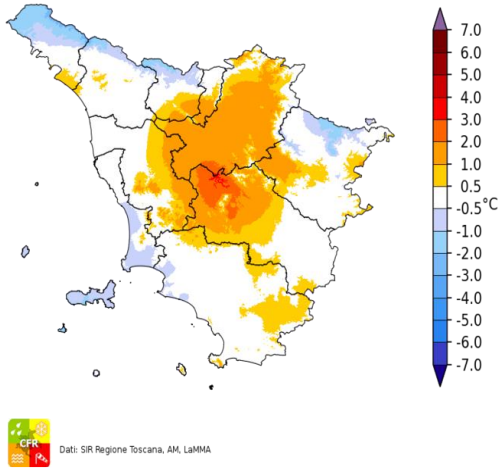


Dati: SIR Regione Toscana, AM, LaMMA

Total Precipitation [mm] cumulated on Thu, 28/07/2022

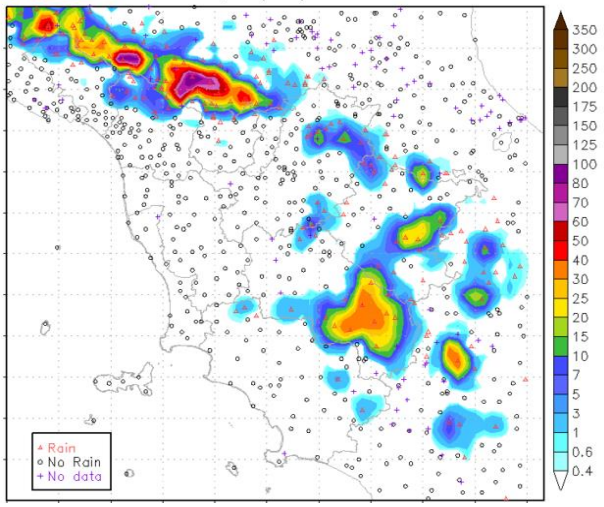


Fulminazioni osservate il giorno 28 Luglio

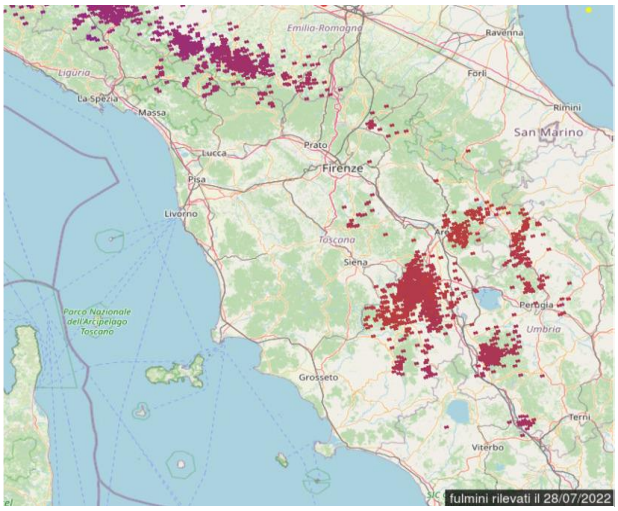

## Venerdi' 29 Luglio 2022

**Situazione:** lieve flessione del campo di alta pressione per l'abbassamento del flusso zonale atlantico.

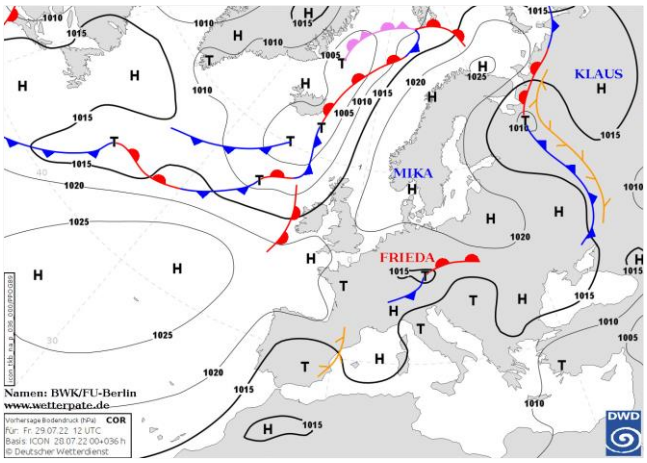

Pressione al suolo e fronti del 29 Luglio alle 12 UTC


Meteosat HRV del 29 Luglio alle 12 UTC

**situazione in Toscana**

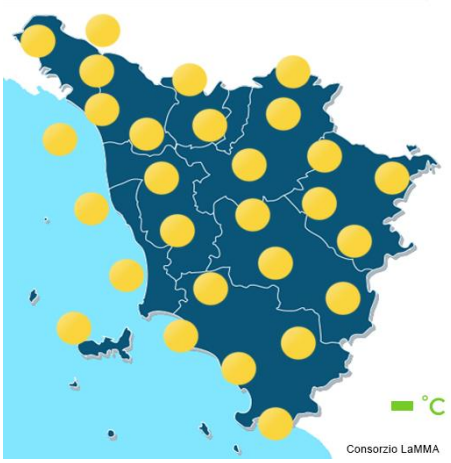

mattina



pomeriggio



sera

**Stato del cielo:** inizialmente sereno; nel pomeriggio locale sviluppo di addensamenti cumuliformi sui crinali appenninici, sul senese e sul grossetano; in serata nuvolosità in deciso aumento sul nord ovest.

**Fenomeni:** temporali sparsi nel pomeriggio su aretino e senese, sulla provincia di Massa in serata.

**Venti:** deboli occidentali con rinforzi pomeridiani.

**Mari:** generalmente poco mossi.

**Temperature:** in lieve calo le massime.

| | | Arezzo | Firenze | Grosseto | Livorno | Lucca | Massa | Pisa | Pistoia | Prato | Siena |
|---|---|---|---|---|---|---|---|---|---|---|---|
| T. min | osservata | 18 | 21 | 21 | 25 | 21 | 21 | 22 | 20 | 22 | 22 |
| | anomalia* | 3 | 2 | 3 | 4 | 2 | 1 | 4 | 2 | 2 | 3 |
| T. max | osservata | 35 | 36 | 33 | 30 | 34 | 29 | 32 | 34 | 35 | 34 |
| | anomalia* | 2 | 3 | 1 | 1 | 1 | -1 | 1 | 1 | 2 | 3 |
| Precipitazione (mm/24ore) | | 6 | 1 | 0 | 0 | 0 | 55 | N.D. | 1 | 0 | 0 |

*anomalia calcolata sulla base della normale climatica decadale 1981-2010 Dati: SIR-Regione Toscana, AM, LaMMA

Temperatura Minima del 29/07/2022

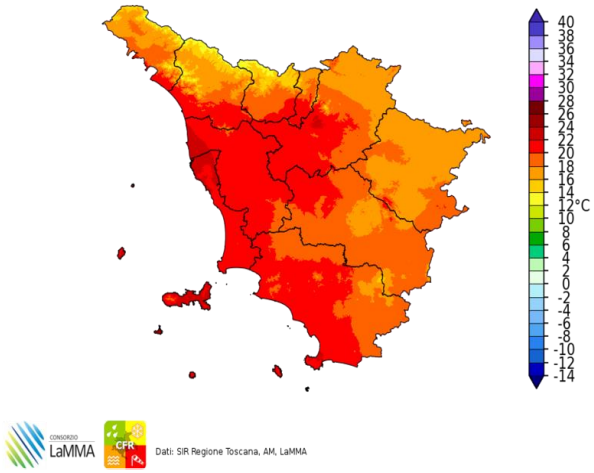


Dati: SIR Regione Toscana, AM, LaMMA

Differenza della Temperatura Minima tra 29/07/2022 e 28/07/2022

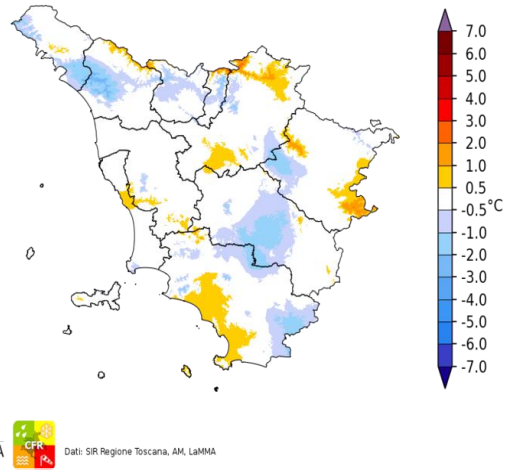


Dati: SIR Regione Toscana, AM, LaMMA

Temperatura Massima del 29/07/2022

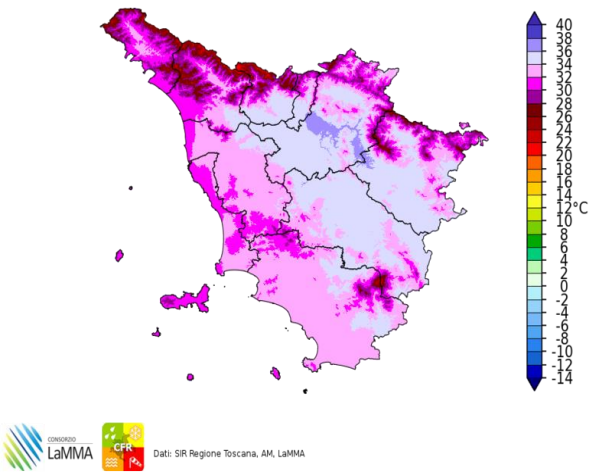


Dati: SIR Regione Toscana, AM, LaMMA

Differenza della Temperatura Massima tra 29/07/2022 e 28/07/2022

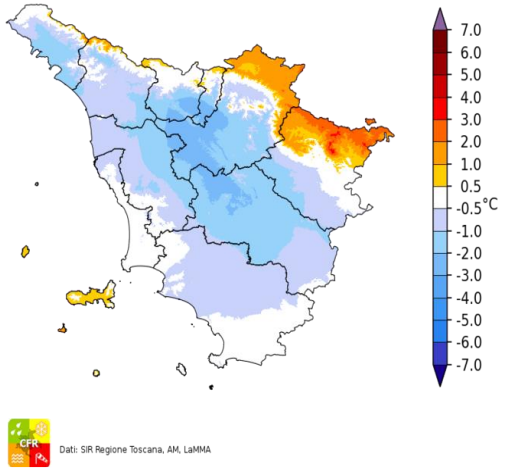


Dati: SIR Regione Toscana, AM, LaMMA

Precipitazione del 29/07/2022

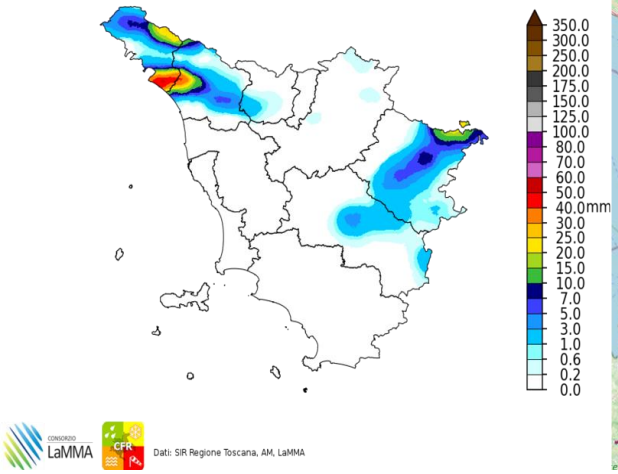


Dati: SIR Regione Toscana, AM, LaMMA

Fulminazioni osservate il giorno 29 Luglio

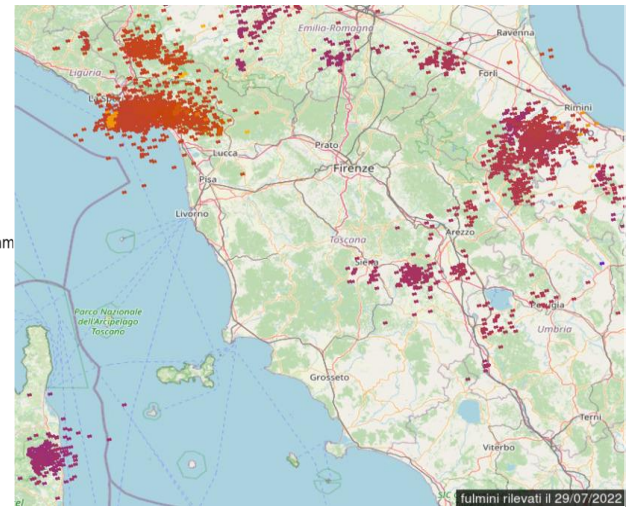

## Sabato 30 Luglio 2022

**Situazione:** residua instabilità atmosferica dovuta al transito di una saccatura atlantica che tende tuttavia a muovere rapidamente verso levante.

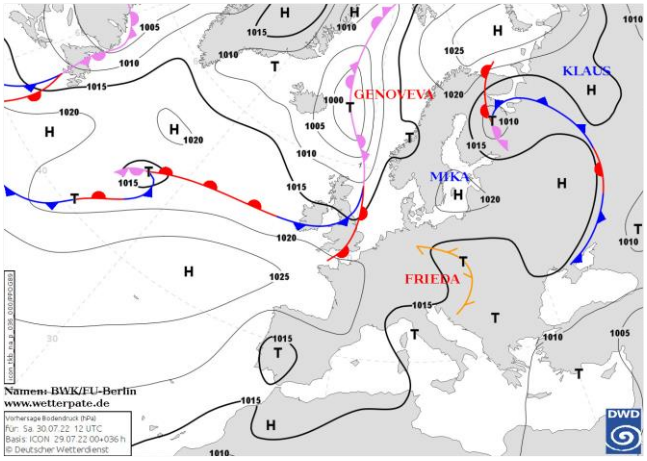

Pressione al suolo e fronti del 30 Luglio alle 12 UTC


Meteosat HRV del 30 Luglio alle 12 UTC

**situazione in Toscana**

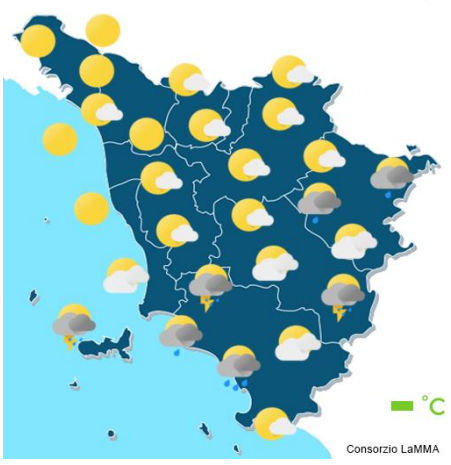

mattina

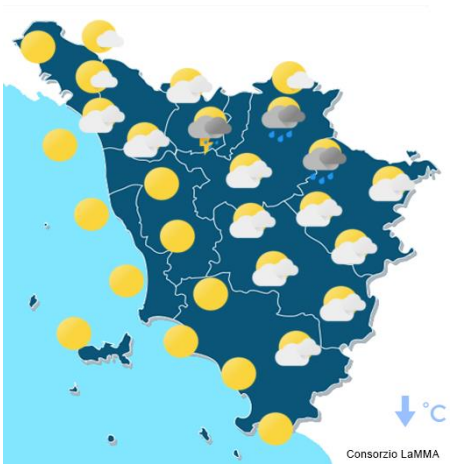

pomeriggio



sera

**Stato del cielo:** sereno sulla costa salvo temporanea nuvolosità cumuliforme in Arcipelago in mattinata; variabile nell'interno.

**Fenomeni:** temporali al primo mattino fra Elba, Capraia e Piombino; temporali a fine mattina sulle province meridionali; temporali nel pomeriggio sulle zone settentrionali.

**Venti:** deboli nord orientali, moderati di Maestrale (NO) nel pomeriggio sulla costa.

**Mari:** poco mossi, temporaneamente mossi al largo in serata.

**Temperature:** minime in aumento, massime in calo.

| | | Arezzo | Firenze | Grosseto | Livorno | Lucca | Massa | Pisa | Pistoia | Prato | Siena |
|---|---|---|---|---|---|---|---|---|---|---|---|
| T. min | osservata | 16 | 18 | 21 | 26 | 22 | 22 | 20 | 20 | 24 | 22 |
| | anomalia* | 0 | -1 | 3 | 5 | 3 | 2 | 2 | 1 | 4 | 3 |
| T. max | osservata | 33 | 35 | 34 | 30 | 33 | 30 | 32 | 32 | 34 | 33 |
| | anomalia* | 1 | 2 | 2 | 1 | 1 | 0 | 1 | -1 | 0 | 2 |
| Precipitazione (mm/24ore) | | 0 | 0 | 0 | 0 | 0 | 1 | 0 | 8 | 1 | 0 |

*anomalia calcolata sulla base della normale climatica decadale 1981-2010 Dati: SIR-Regione Toscana, AM, LaMMA

Temperatura Minima del 30/07/2022

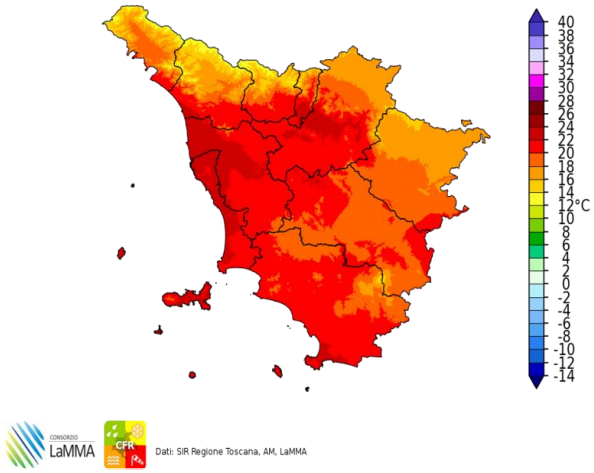


Dati: SIR Regione Toscana, AM, LaMMA

Differenza della Temperatura Minima tra 30/07/2022 e 29/07/2022

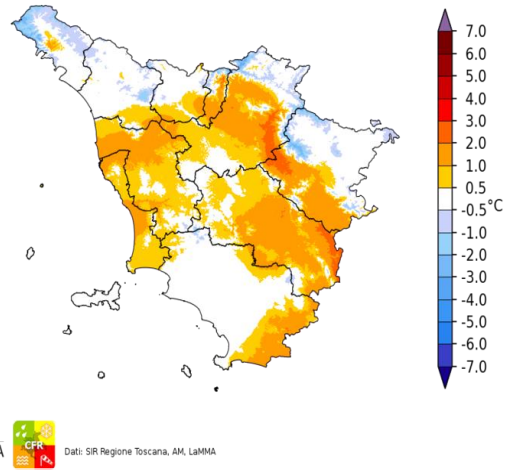


Dati: SIR Regione Toscana, AM, LaMMA

Temperatura Massima del 30/07/2022

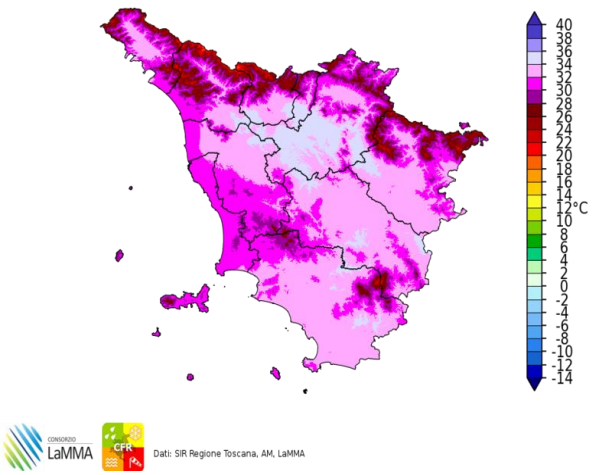


Dati: SIR Regione Toscana, AM, LaMMA

Differenza della Temperatura Massima tra 30/07/2022 e 29/07/2022

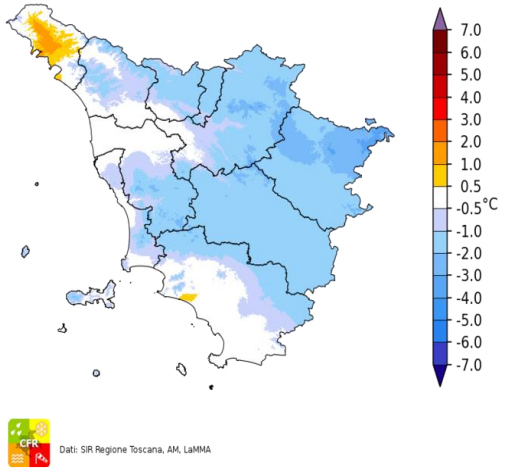


Dati: SIR Regione Toscana, AM, LaMMA

Total Precipitation [mm] cumulated on Sat, 30/07/2022

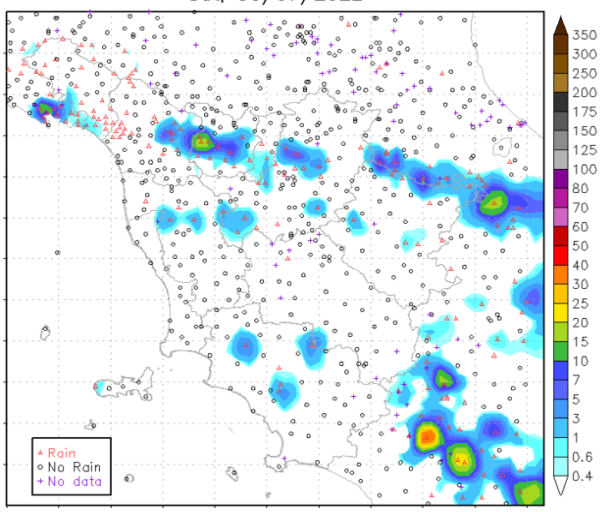


Fulminazioni osservate il giorno 30 Luglio

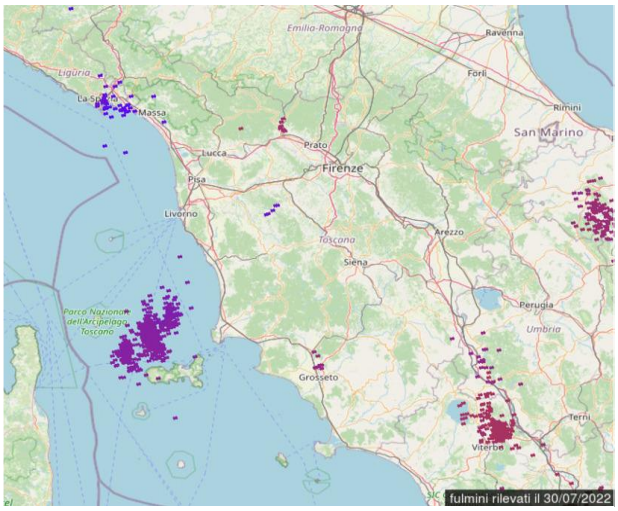

## Domenica 31 Luglio 2022

**Situazione:** sul Mediterraneo pressione livellata so 1016-1018 hPa.

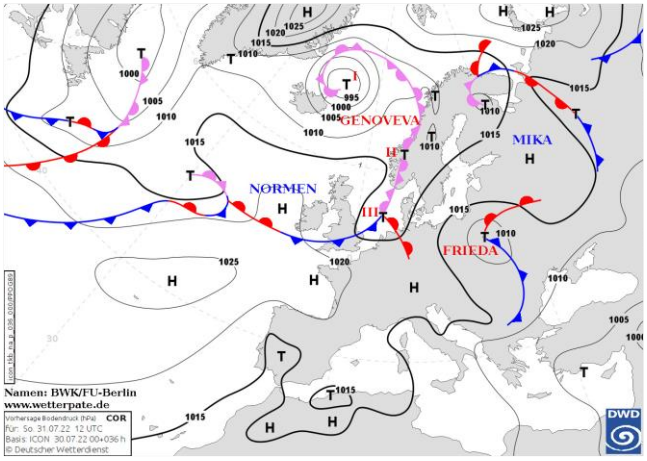

Pressione al suolo e fronti del 31 Luglio alle 12 UTC


Meteosat HRV del 31 Luglio alle 14 UTC

**situazione in Toscana**

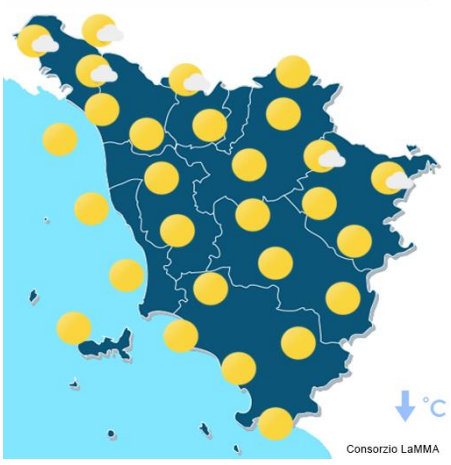

mattina



pomeriggio



sera

**Stato del cielo:** sereno o poco nuvoloso con addensamenti temporaneamente più consistenti nelle zone interne nel pomeriggio.

**Fenomeni:** nessuno.

**Venti:** deboli nord orientali, moderati di Maestrale (NO) nel pomeriggio sulla costa.

**Mari:** poco mossi, temporaneamente mossi fra il tardo pomeriggio e la sera.

**Temperature:** minime in calo, massime in aumento su valori ben al di sopra delle medie del periodo.

| | | Arezzo | Firenze | Grosseto | Livorno | Lucca | Massa | Pisa | Pistoia | Prato | Siena |
|---|---|---|---|---|---|---|---|---|---|---|---|
| T. min | osservata | 16 | 18 | 21 | 25 | 20 | 21 | 20 | 18 | 21 | 21 |
| | anomalia* | 0 | -1 | 3 | 4 | 1 | 1 | 2 | 0 | 1 | 3 |
| T. max | osservata | 35 | 38 | 36 | 30 | 35 | 31 | 35 | 35 | 36 | 35 |
| | anomalia* | 2 | 4 | 4 | 1 | 3 | 1 | 4 | 2 | 3 | 4 |
| Precipitazione (mm/24ore) | | 0 | 0 | 0 | 0 | 0 | 0 | 0 | 0 | 0 | 0 |

*anomalia calcolata sulla base della normale climatica decadale 1981-2010 Dati: SIR-Regione Toscana, AM, LaMMA

Temperatura Minima del 31/07/2022

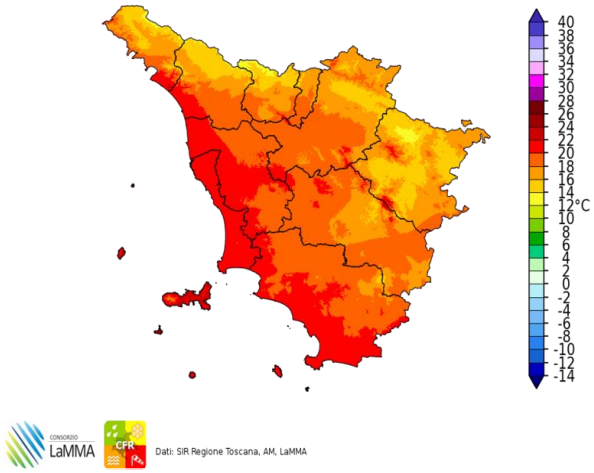


Dati: SIR Regione Toscana, AM, LaMMA

Differenza della Temperatura Minima tra 31/07/2022 e 30/07/2022

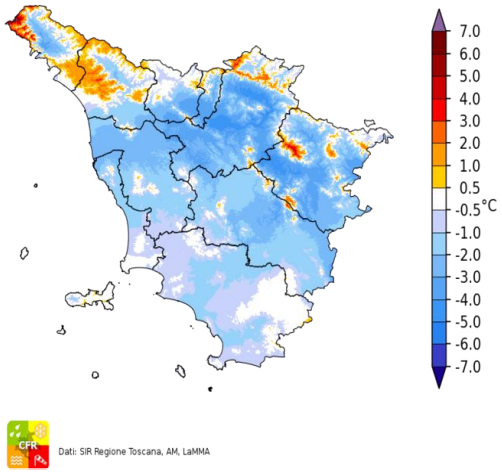


Dati: SIR Regione Toscana, AM, LaMMA

Temperatura Massima del 31/07/2022

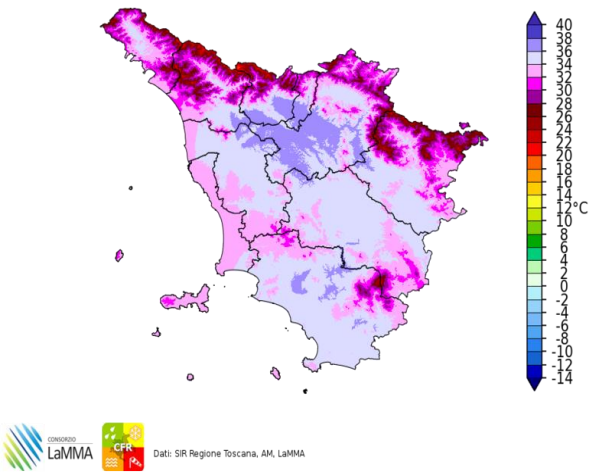


Dati: SIR Regione Toscana, AM, LaMMA

Differenza della Temperatura Massima tra 31/07/2022 e 30/07/2022

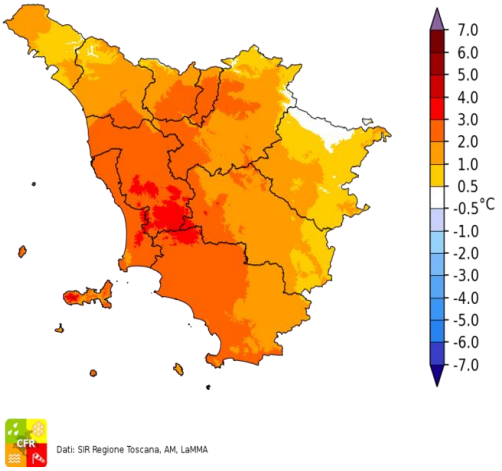


Dati: SIR Regione Toscana, AM, LaMMA

Precipitazione del 31/07/2022

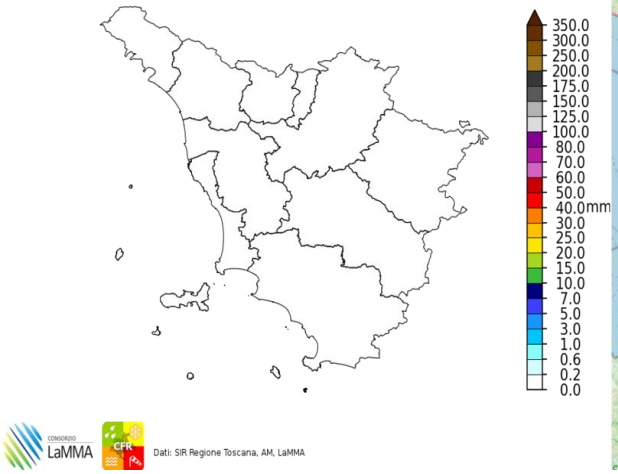


Dati: SIR Regione Toscana, AM, LaMMA

Fulminazioni osservate il giorno 31 Luglio

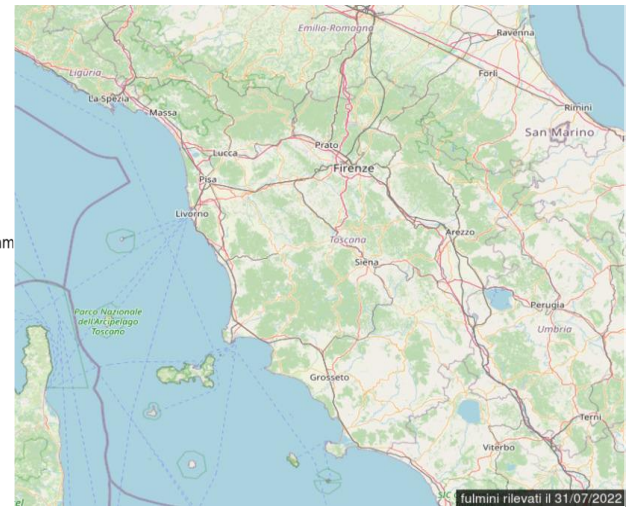

## III decade - Quadro regionale – Precipitazioni

Anche la terza decade di Luglio ha visto nel complesso poche precipitazioni sulla nostra regione, come ampie zone del territorio, in particolare costa e zone interne centro settentrionali, che non hanno visto cadere nemmeno una goccia di pioggia.

Il transito di una rapida perturbazione e locali condizioni di instabilità hanno favorito solo fenomeni temporaleschi, localmente anche intensi ma molto localizzati, sulla provincia di Massa, in Appennino, sul senese e sull'aretino. Sulla zone del monte Amiata in particolare le piogge sono state abbondanti e superiori a quelle tipiche del periodo.




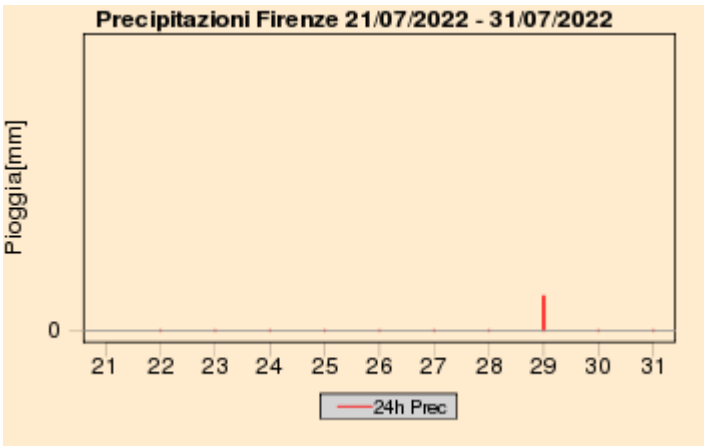











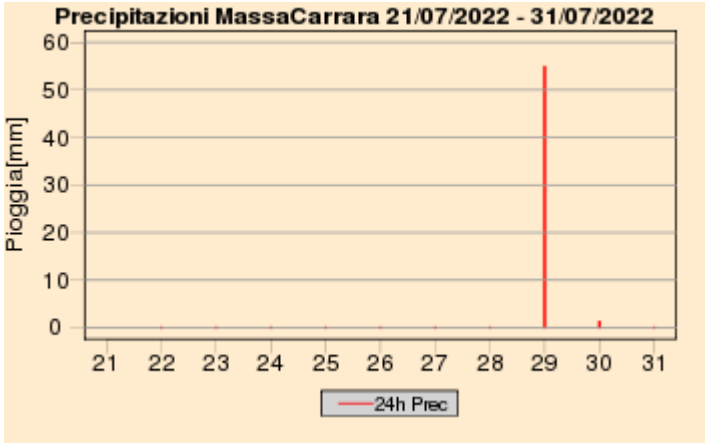







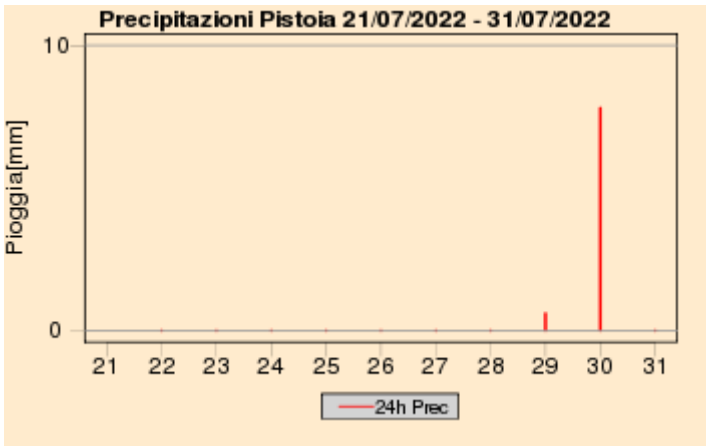


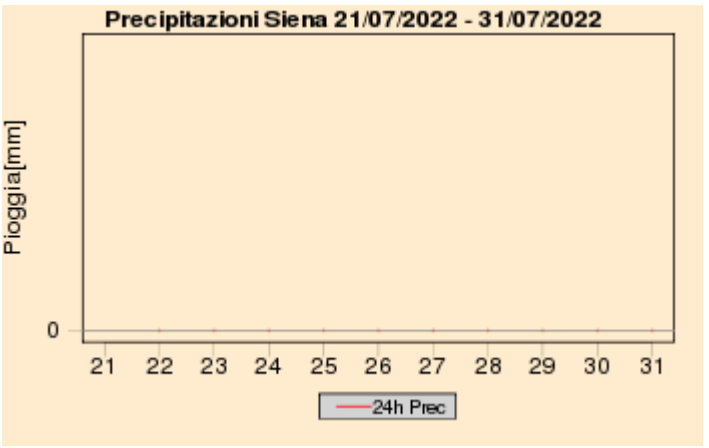


## Quadro regionale – Cumulati decadali di precipitazione, anomalia di precipitazione e numero di giorni di pioggia

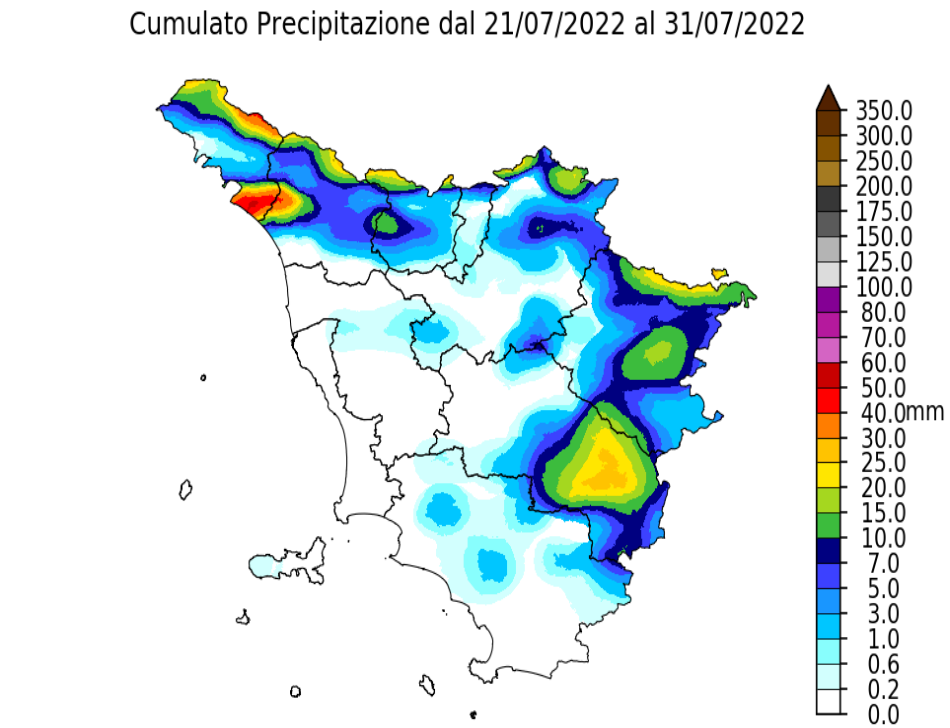


Dati: SIR Regione Toscana, AM, LaMMA

Percentuale di Precipitazione rispetto alla media climatica
dal 21/07/2022 al 31/07/2022

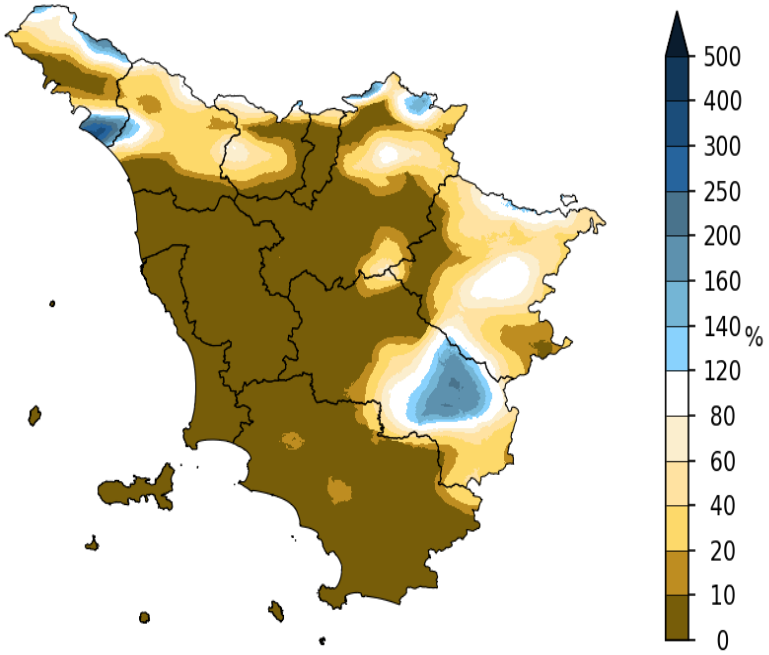


Dati: SIR Regione Toscana, AM, LaMMA

Giorni con Pioggia ≥ di 1 mm dal 21/07/2022 al 31/07/2022

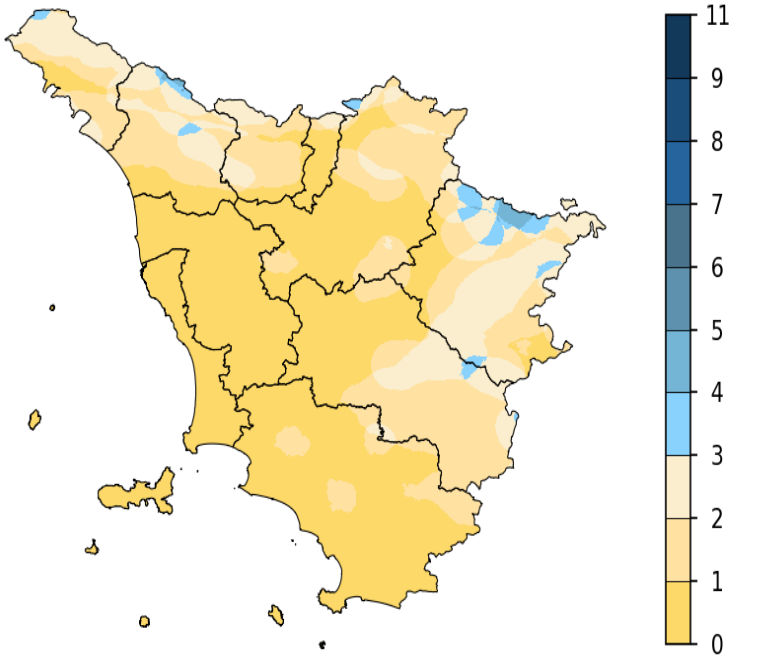


Dati: SIR Regione Toscana, AM, LaMMA

## III decade - Quadro regionale – Temperature

Dal punto di vista termico anche la terza decade di luglio è proseguita con lo stesso andamento delle prime due, risultando decisamente più calda della media. I valori massimi giornalieri si sono mantenute costantemente superiori a quelli di riferimento e nel complesso hanno fatto segnare una anomalia positiva decadale anche superiore a 3 gradi, in particolare sulle zone interne. L'anomalia positiva delle minime è risultata invece leggermente più contenuta, attorno a 1-2 gradi.

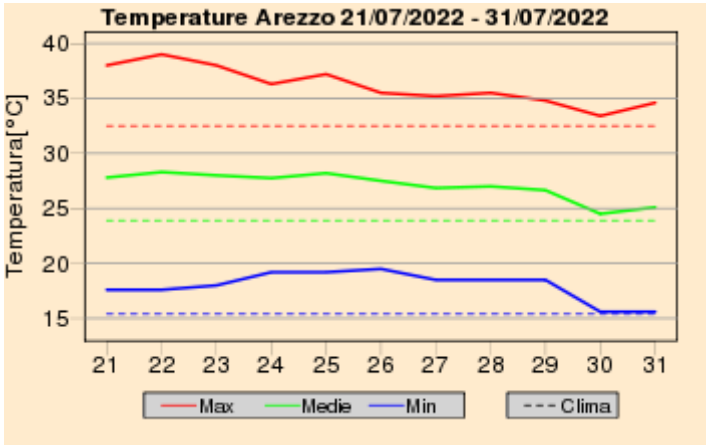


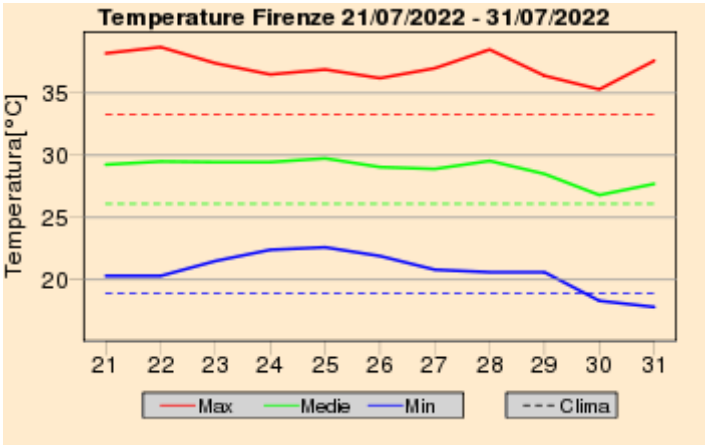


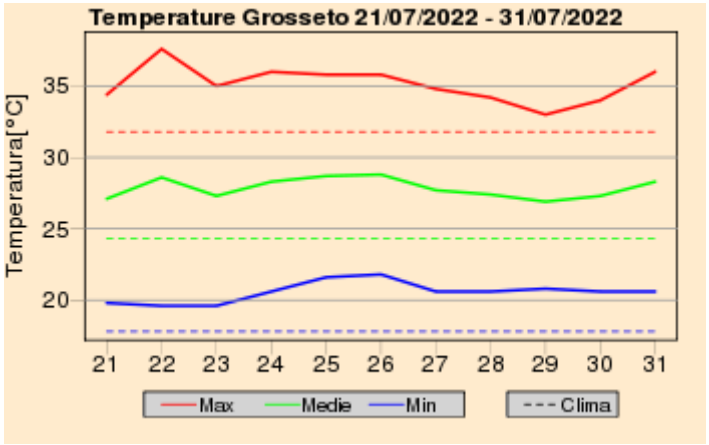


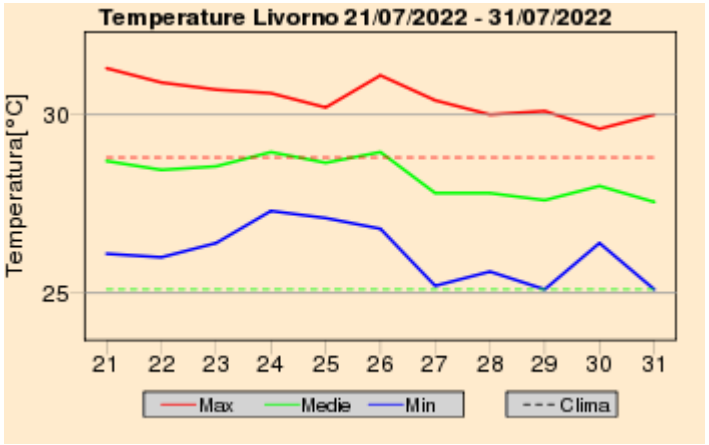


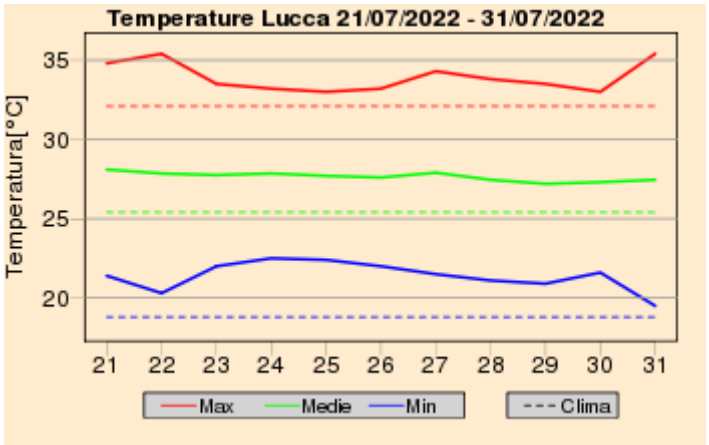


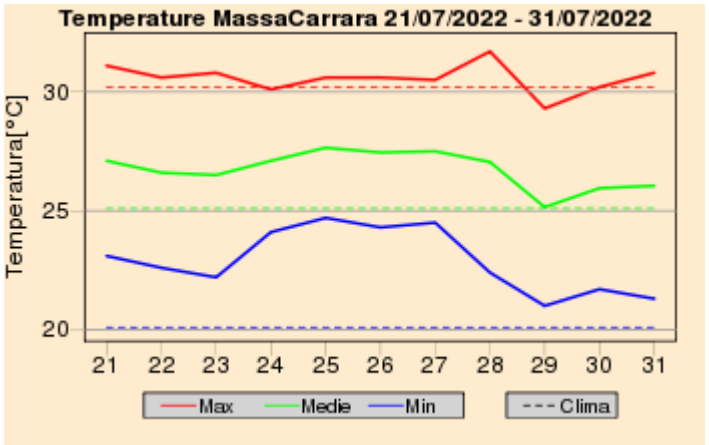

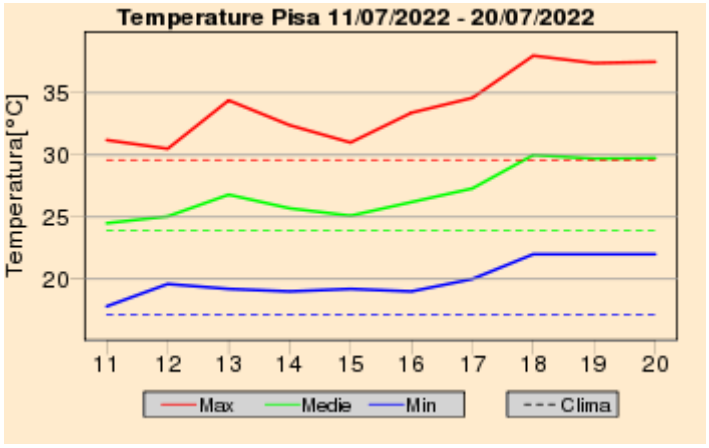


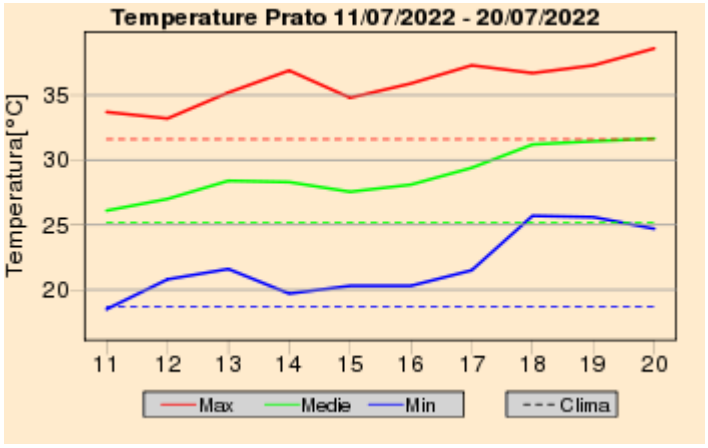


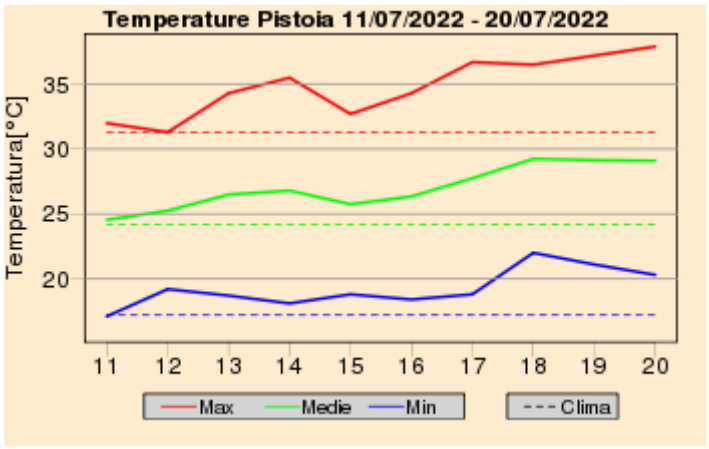


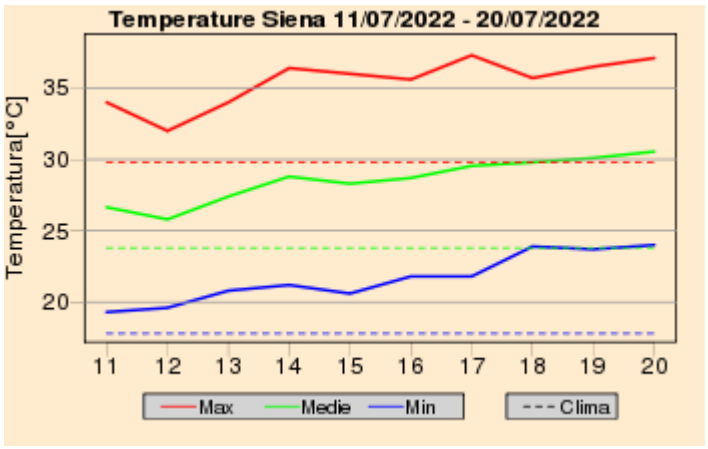


## Quadro regionale – Anomalie termiche

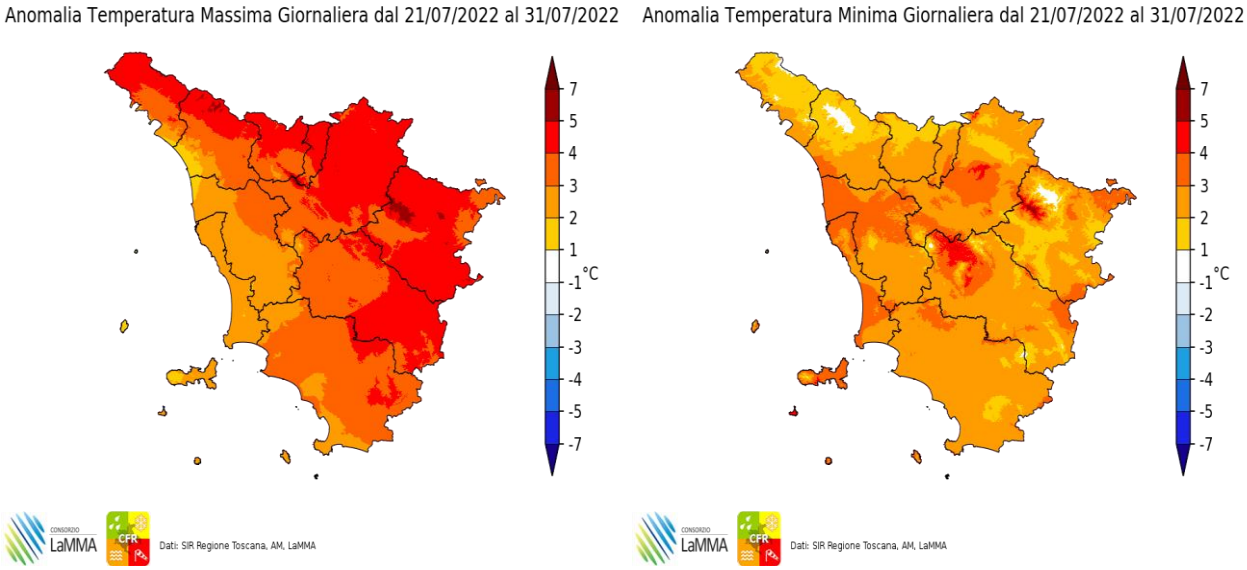


**Anomalia termica decadale per le temperature massime e minime giornaliere**

# Riepilogo Mensile

## Grafici mensili: Precipitazioni

Le piogge osservate nel mese di luglio sono risultate, come di consueto per il periodo, scarse e con cumulati estremamente eterogenei: su gran parte delle zone occidentali e sulle pianure settentrionali i cumulati sono stati assenti o non rilevanti, mentre cumulati localmente abbondanti (fino a oltre 50-70 mm) si sono osservati in Appennino, su aretino e senese e sulla città di Massa.
Nel complesso sui 10 capoluoghi mediamente le precipitazioni risultano il 60% in meno rispetto alla climatologia del periodo.

## Quadro regionale – Precipitazioni osservate nei capoluoghi




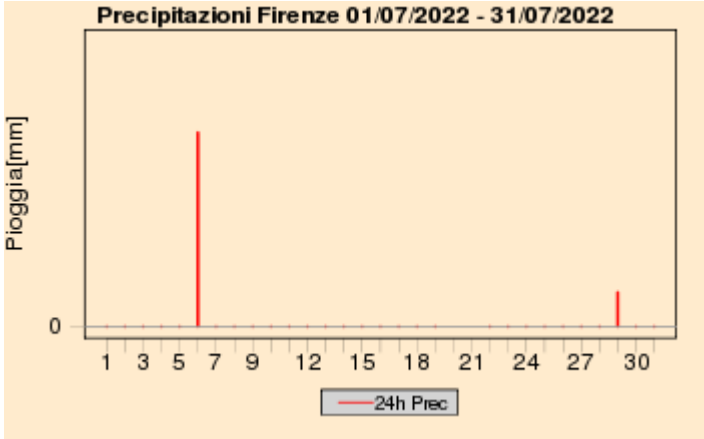


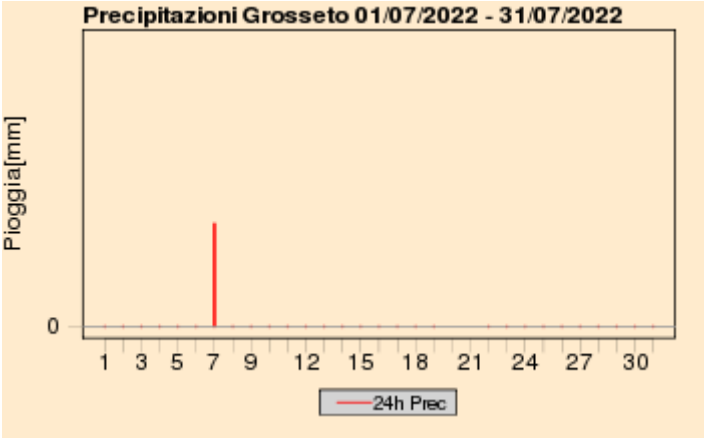


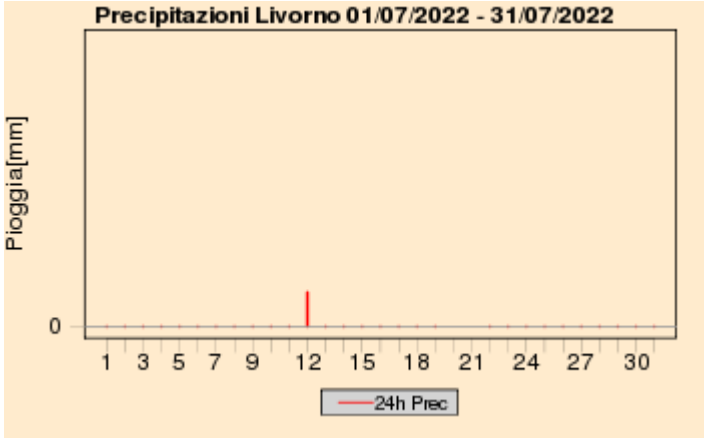


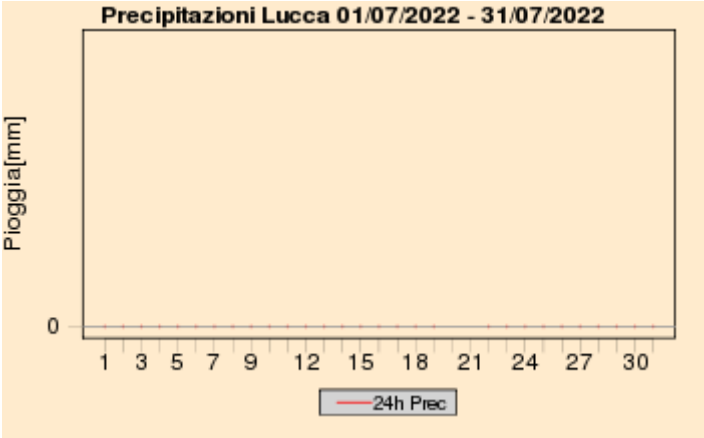




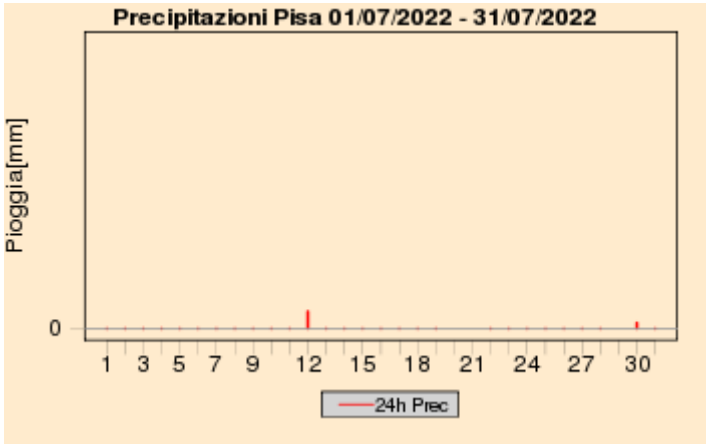


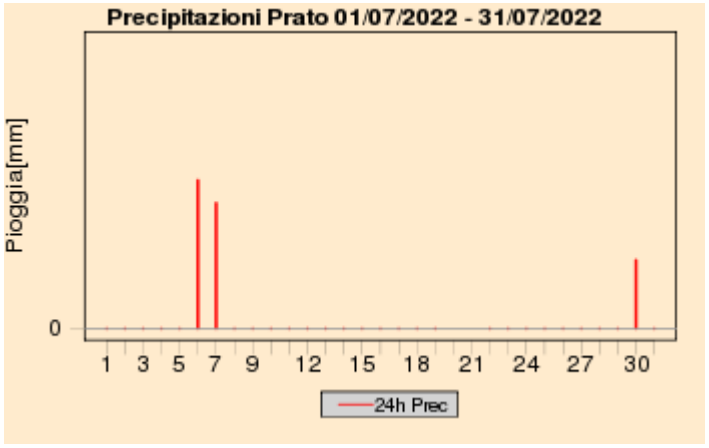


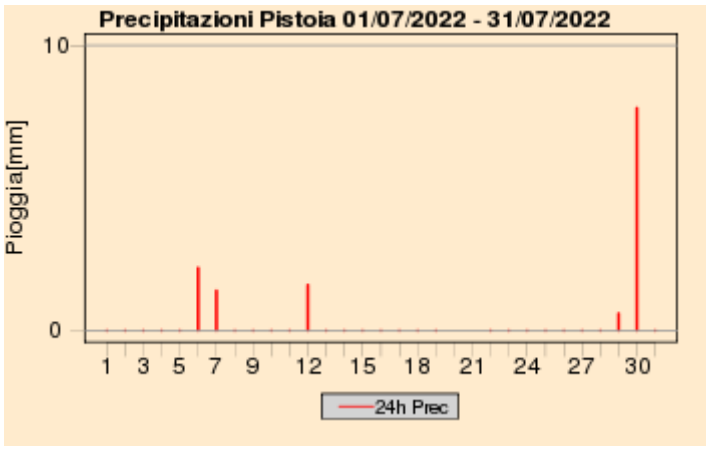


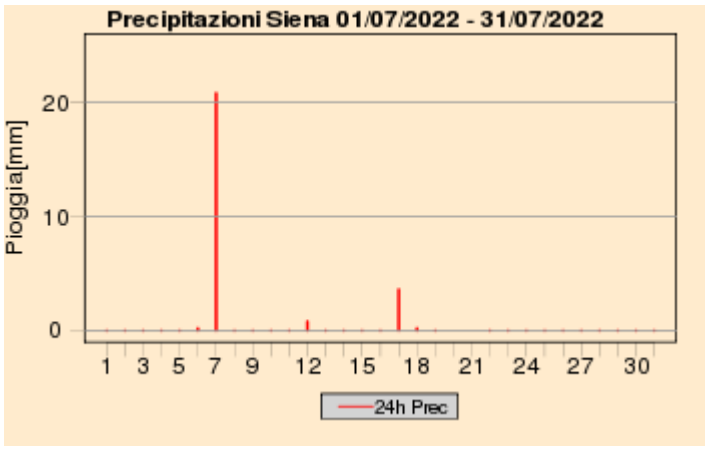


## Quadro regionale – Cumulati mensili di precipitazione

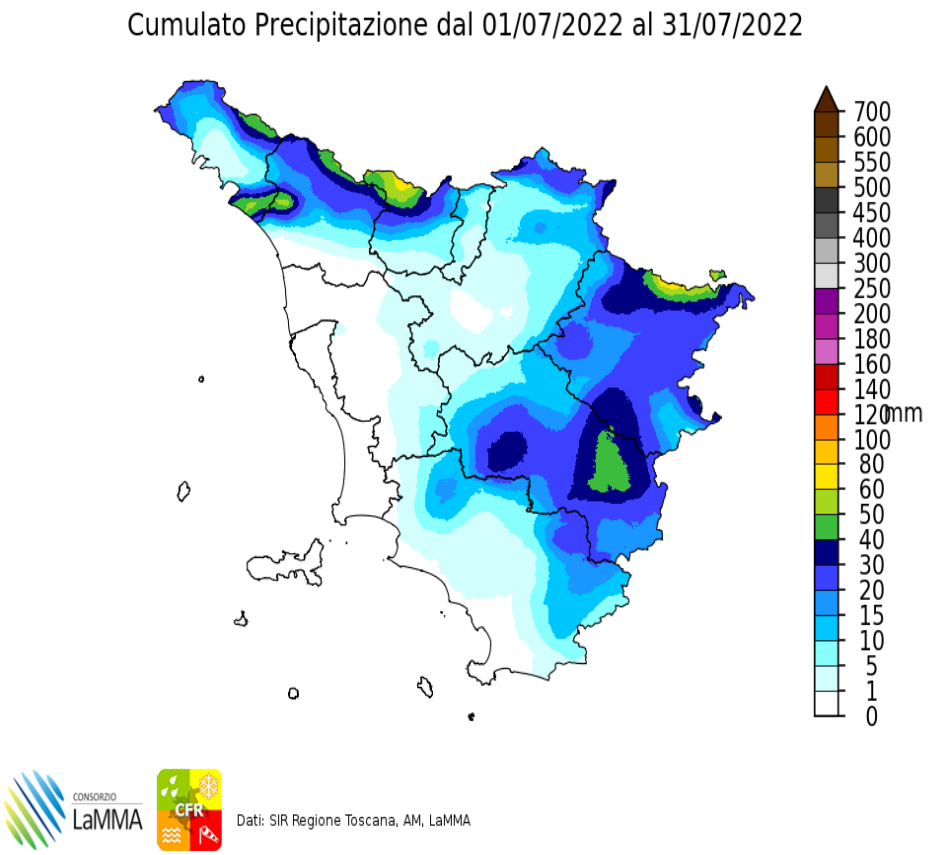


**Cumulati mensili di precipitazione sul territorio regionale (Luglio 2022)**

Percentuale di Precipitazione rispetto alla media climatica
dal 01/07/2022 al 31/07/2022

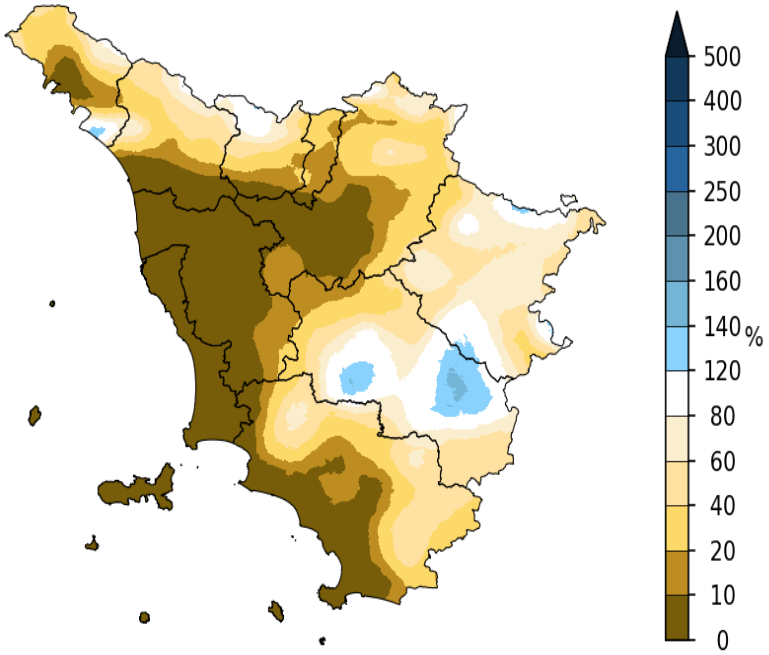


Dati: SIR Regione Toscana, AM, LaMMA

Giorni con Pioggia ≥ di 1 mm dal 01/07/2022 al 31/07/2022

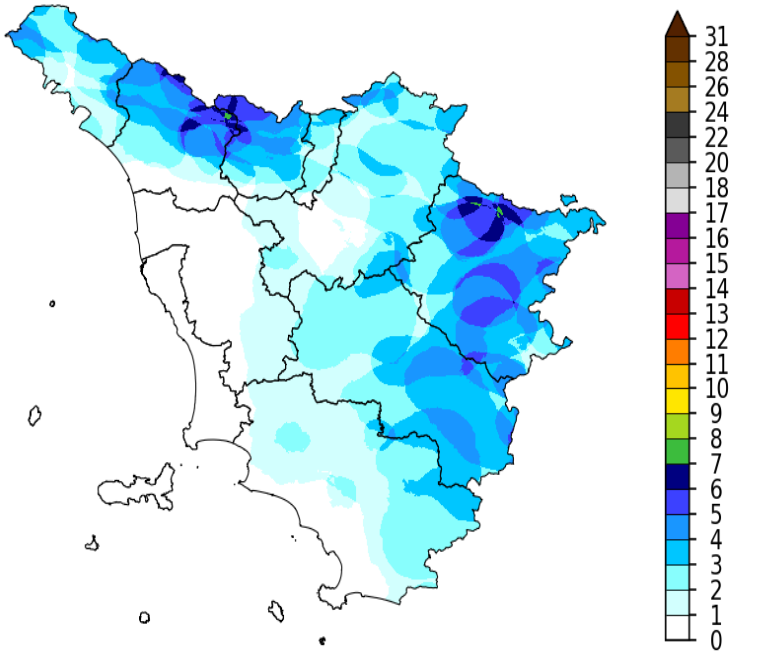


Dati: SIR Regione Toscana, AM, LaMMA

## Quadro regionale – Anomalie di precipitazione e del numero di giorni piovosi nei capoluoghi

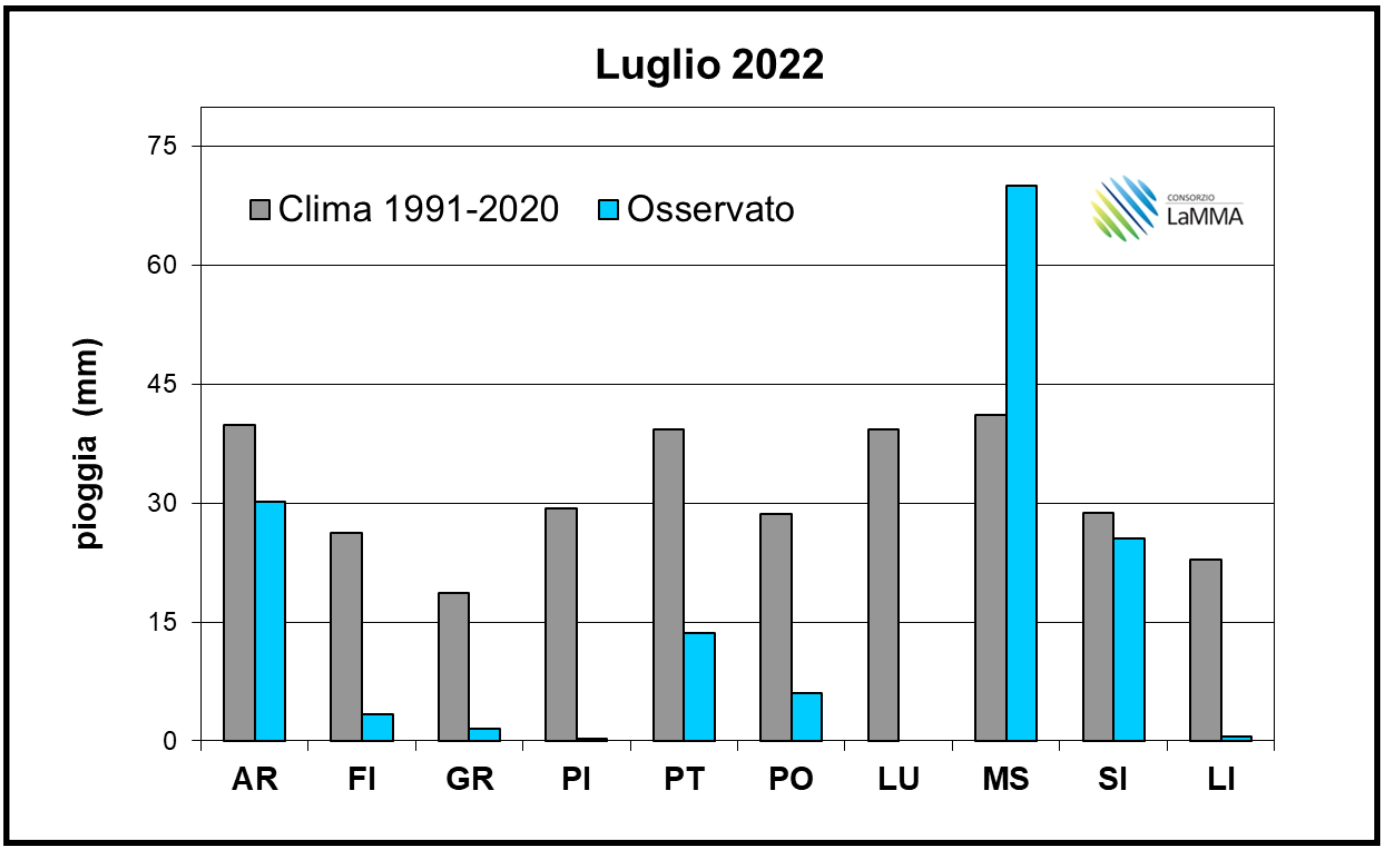


**Deficit/surplus di precipitazione osservato nei capoluoghi toscani (Luglio 2022)**

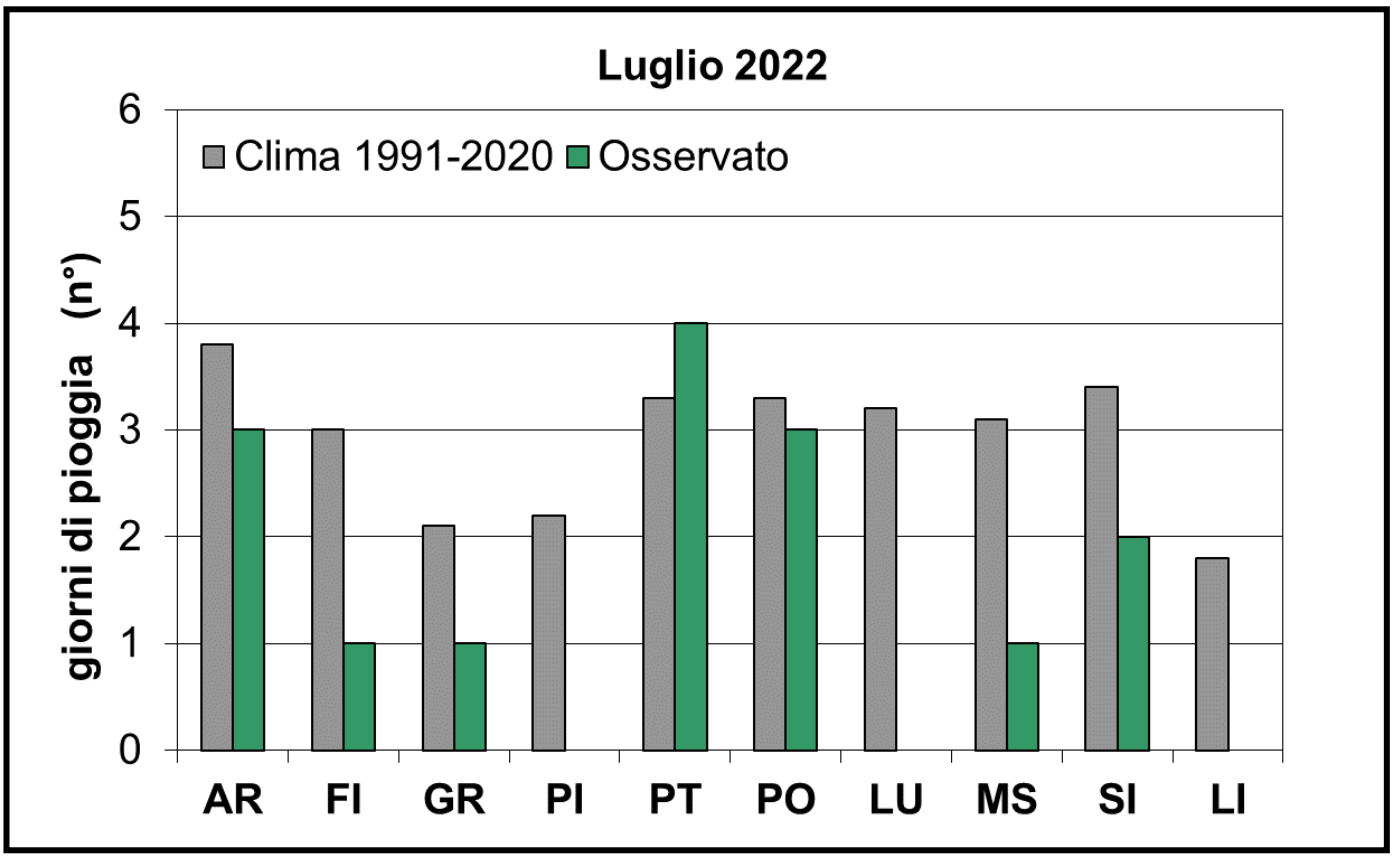


**Deficit/surplus di giorni piovosi osservato nei capoluoghi toscani (Luglio 2022)**

## Grafici mensili: Temperature

Dal punto di vista termico il mese di Luglio è risultato decisamente più caldo rispetto alla normale climatica calcolata sul trentennio 81-2010, con una anomalia dei valori medi giornalieri di ben tre gradi centigradi; trattasi del secondo mese di luglio più caldo dal 1955 il 2015. Il valore di temperatura media delle 4 aeronautiche (Firenze, Arezzo, Grosseto e Siena) è stato di 26,94 °C contro i 27,02 del luglio 2015.
Le maggiori anomalie negative sono state osservate per i valori massimi giornalieri, superiori di quasi 4 °C rispetto alla media, mentre più contenente sono risultate quelle relative ai valori minimi giornalieri.
Da segnalare infine il record di temperatura massima più alta per il mese di luglio osservata il giorno 4 a Grosseto con 40,0 °C (precedente record di 38,8 °C del luglio 2004).

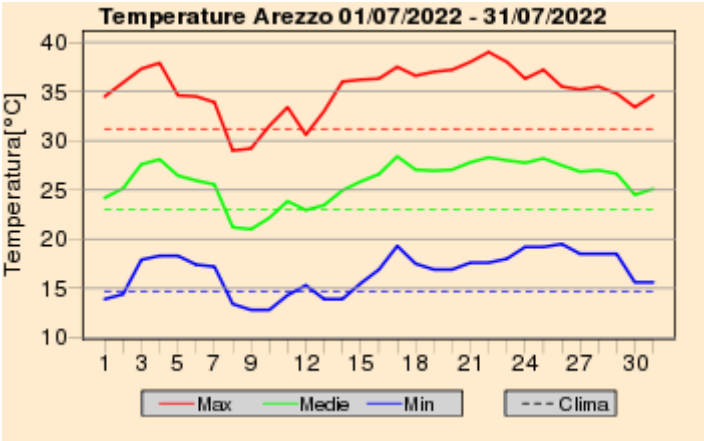


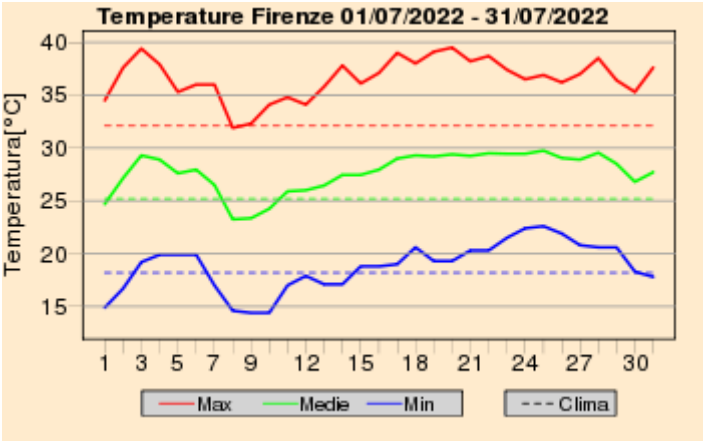


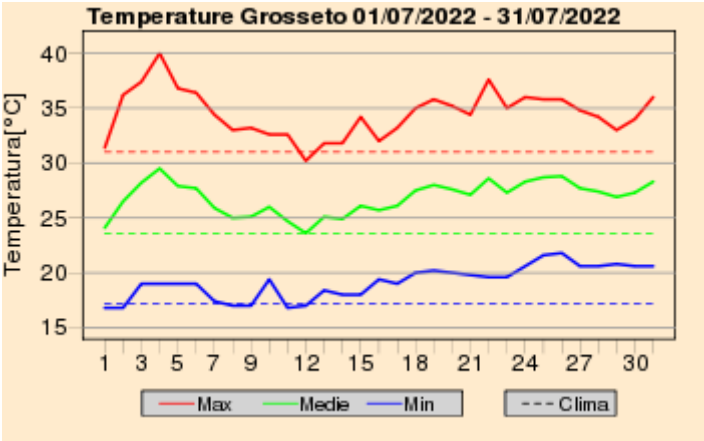


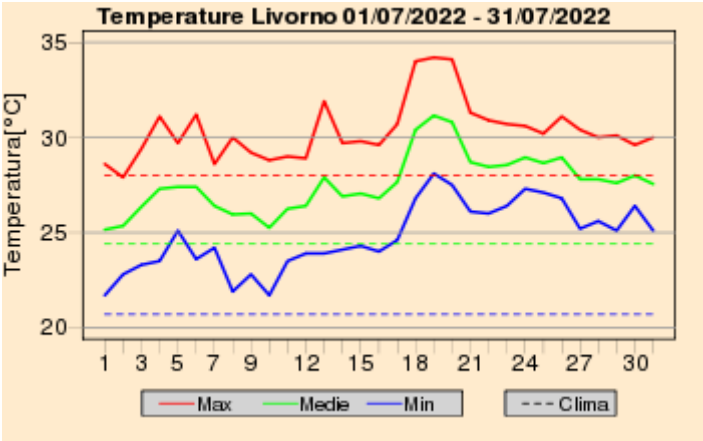

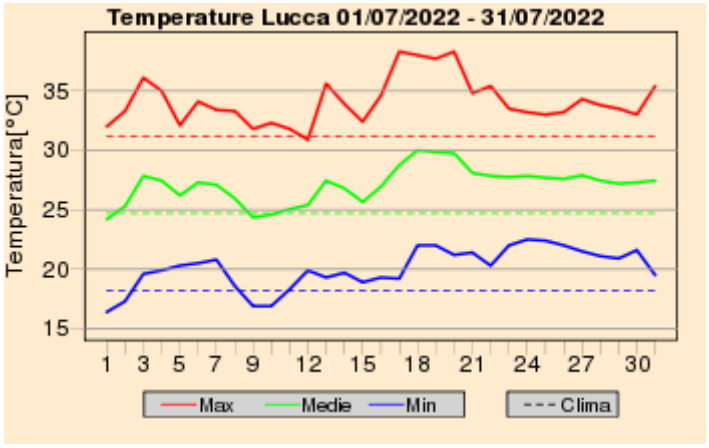
Temperature Lucca 01/07/2022 - 31/07/2022
Temperatura[°C]
35
30
25
20
15
1 3 5 7 9 12 15 18 21 24 27 30
Max
Medie
Min
Clima

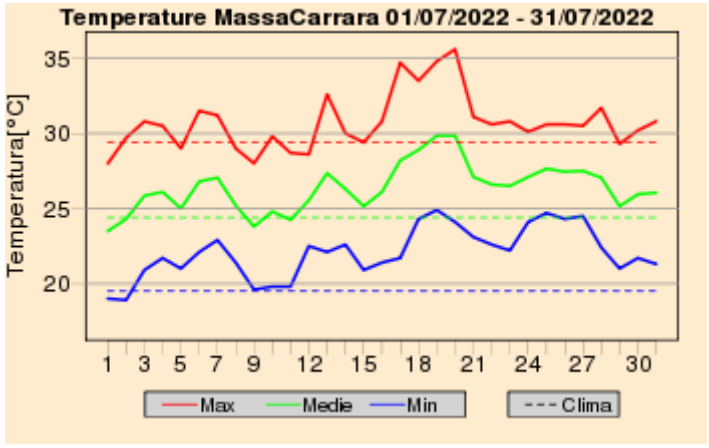
Temperature MassaCarrara 01/07/2022 - 31/07/2022
Temperatura[°C]
35
30
25
20
1 3 5 7 9 12 15 18 21 24 27 30
Max
Medie
Min
Clima

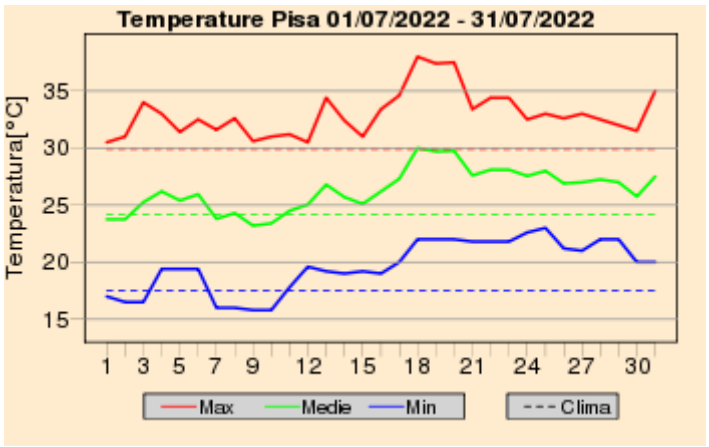
Temperature Pisa 01/07/2022 - 31/07/2022
Temperatura[°C]
35
30
25
20
15
1 3 5 7 9 12 15 18 21 24 27 30
Max
Medie
Min
Clima

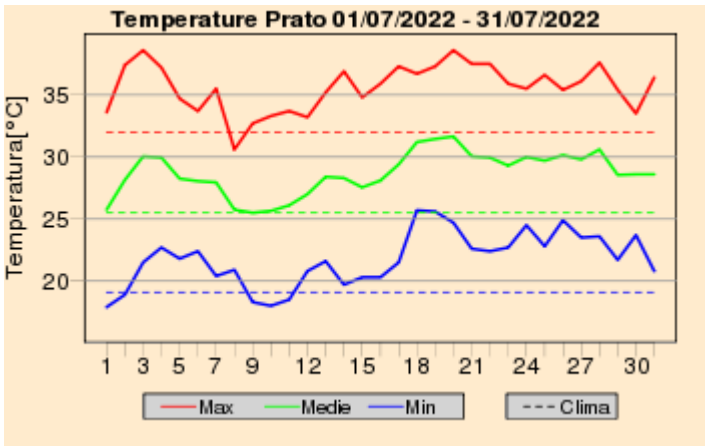
Temperature Prato 01/07/2022 - 31/07/2022
Temperatura[°C]
35
30
25
20
1 3 5 7 9 12 15 18 21 24 27 30
Max
Medie
Min
Clima

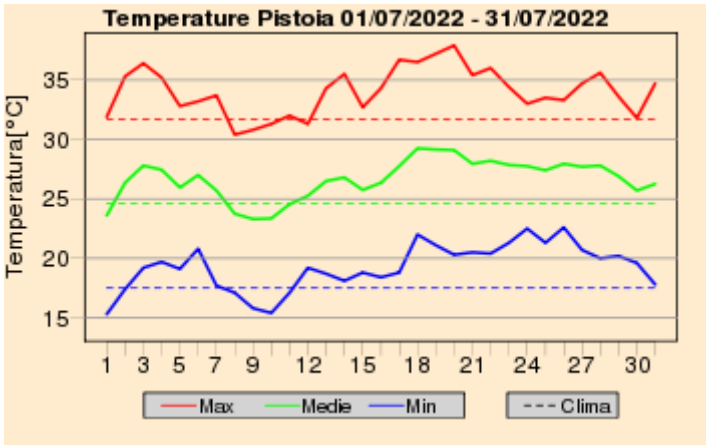
Temperature Pistoia 01/07/2022 - 31/07/2022
Temperatura[°C]
35
30
25
20
15
1 3 5 7 9 12 15 18 21 24 27 30
Max
Medie
Min
Clima

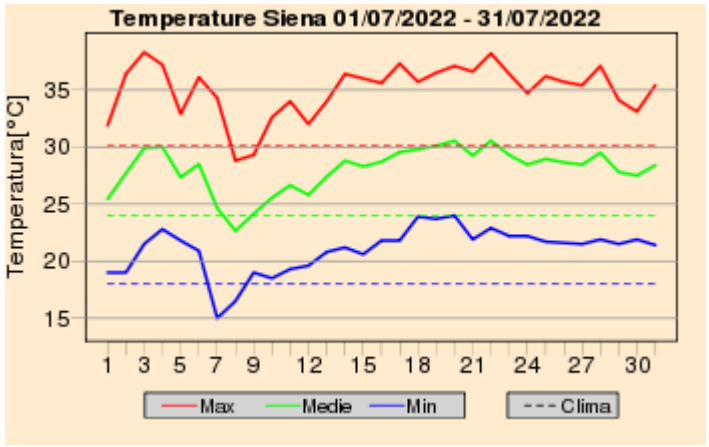
Temperature Siena 01/07/2022 - 31/07/2022
Temperatura[°C]
35
30
25
20
15
1 3 5 7 9 12 15 18 21 24 27 30
Max
Medie
Min
Clima

# Quadro regionale – Anomalie termiche

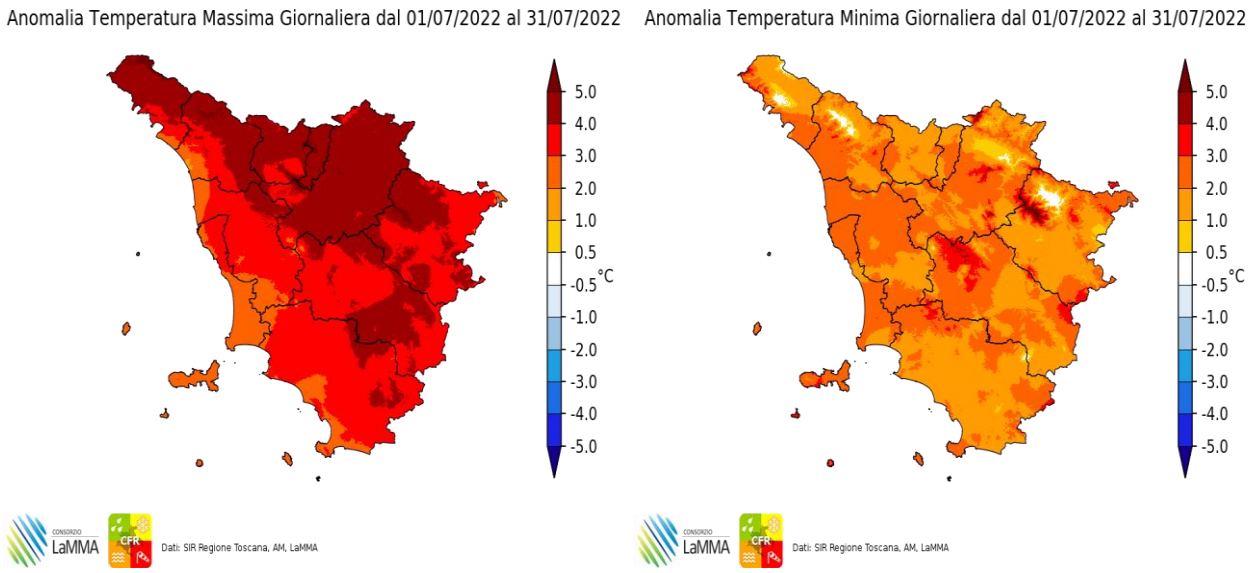


**Anomalia termica mensile per le temperature massime e minime giornaliere**

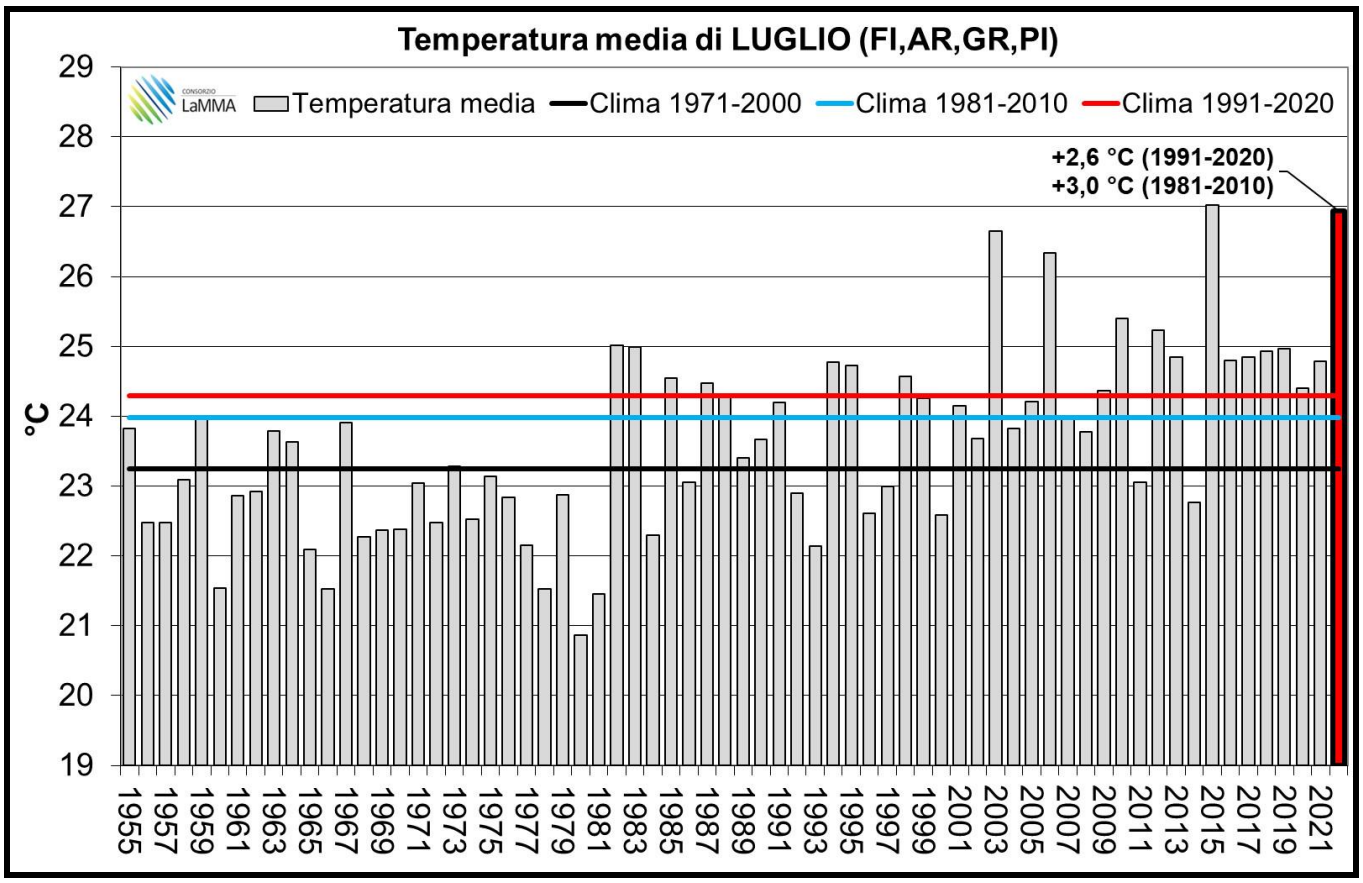

**A cura di:**

**GIORGIO BARTOLINI**
**GIULIO BETTI**
**VALERIO CAPECCHI**
**LUCA FIBBI**
**DANIELE GRIFONI**
**GIANNI MESSERI**
**FRANCESCO PASI**
**FRANCESCO PIANI**
**MATTEO ROSSI**
**CLAUDIO TEI**
**TOMMASO TORRIGIANI**
**ROBERTO VALLORANI**
**BERNARDO GOZZINI**

**Fonte Dati:**

**SERVIZIO IDROLOGICO REGIONALE - SERVIZIO METEOROLOGICO DELL'AERONAUTICA MILITARE - CONSORZIO LAMMA**