CONSORZIO
LaMMA

meteo

REPORT METEOROLOGICO

Luglio 2021

Per info: previsori@lamma.rete.toscana.it

Consorzio LaMMA - Laboratorio di Monitoraggio e Modellistica Ambientale

CONSORZIO LaMMA

Regione Toscana

Consiglio Nazionale delle Ricerche

Giovedi' 1 Luglio 2021

Situazione: alta pressione sul Mediterraneo centro occidentale con infiltrazioni di aria fresca in quota che interesseranno anche le nostre zone alpine.

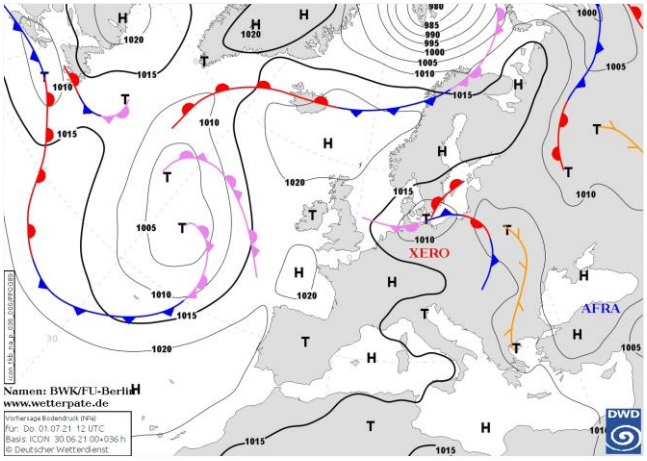

Pressione al suolo e fronti del 01 Luglio alle 12 UTC



Meteosat HRV del 01 Luglio alle 13 UTC

situazione in Toscana



mattina



pomeriggio



sera

Stato del cielo: sereno o poco nuvoloso con addensamenti di nubi basse in mattinata sulle pianure settentrionali e locale sviluppo di nubi cumuliformi sull'Appennino nelle ore più calde.

Fenomeni: nessuno.

Venti: deboli o localmente moderati occidentali.

Mari: molto mossi sul settore settentrionale, fino a mossi su quello meridionale. Moto ondoso in attenuazione.

Temperature: massime in lieve calo al centro-sud, in lieve aumento al nord.

		Arezzo	Firenze	Grosseto	Livorno	Lucca	Massa	Pisa	Pistoia	Prato	Siena
T. min	osservata	15	18	16	22	19	21	18	16	19	16
	anomalia*	1	0	-1	2	1	2	1	-1	0	-2
T. max	osservata	30	29	29	25	28	25	26	27	29	28
	anomalia*	-1	-2	-1	-2	-2	-4	-3	-4	-2	-2
Precipitazione (mm/24ore)		0	0	0	0	0	0	0	0	0	0

*anomalia calcolata sulla base della normale climatica decadale 1981-2010 Dati: SIR-Regione Toscana, AM, LaMMA

Temperatura Minima del 01/07/2021

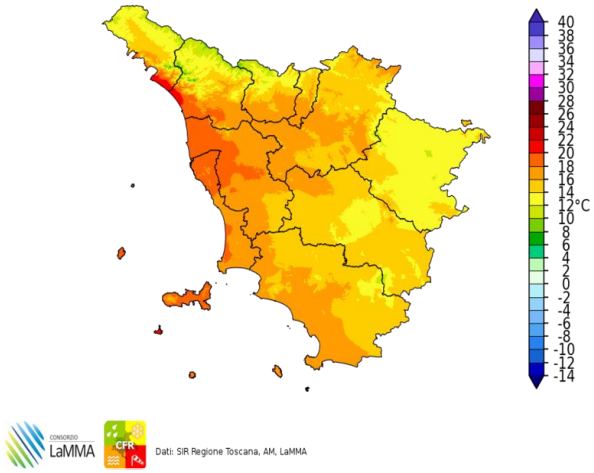

Dati: SIR Regione Toscana, AM, LaMMA

Differenza della Temperatura Minima tra 01/07/2021 e 30/06/2021

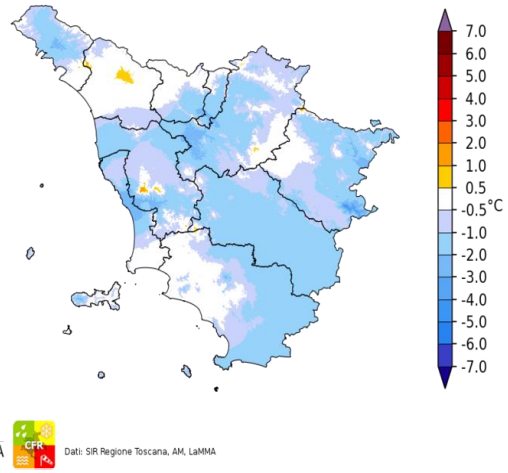

Dati: SIR Regione Toscana, AM, LaMMA

Temperatura Massima del 01/07/2021

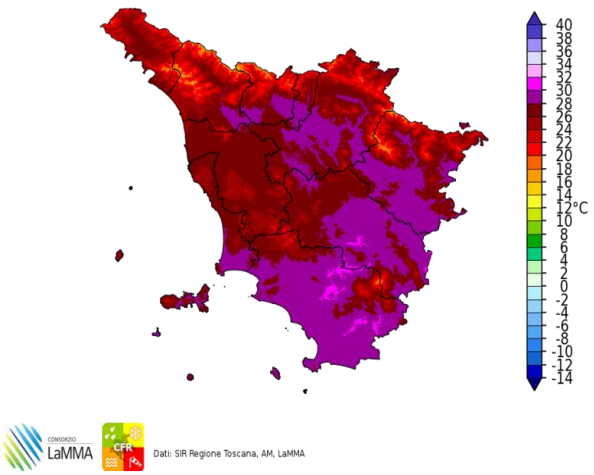

Dati: SIR Regione Toscana, AM, LaMMA

Differenza della Temperatura Massima tra 01/07/2021 e 30/06/2021

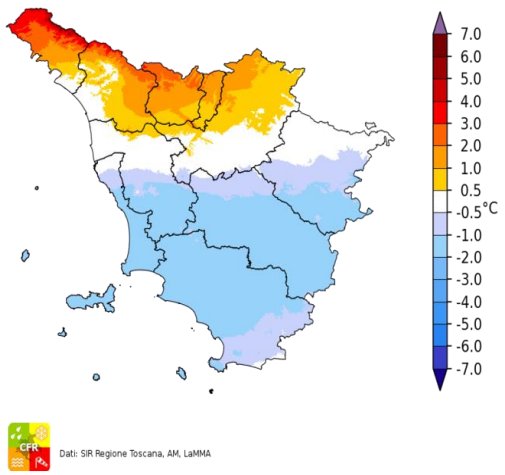

Dati: SIR Regione Toscana, AM, LaMMA

Precipitazione del 01/07/2021

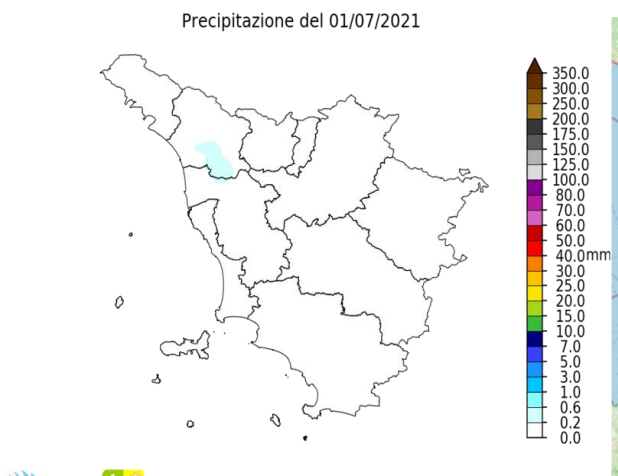

Dati: SIR Regione Toscana, AM, LaMMA

Fulminazioni osservate il giorno 01 Luglio

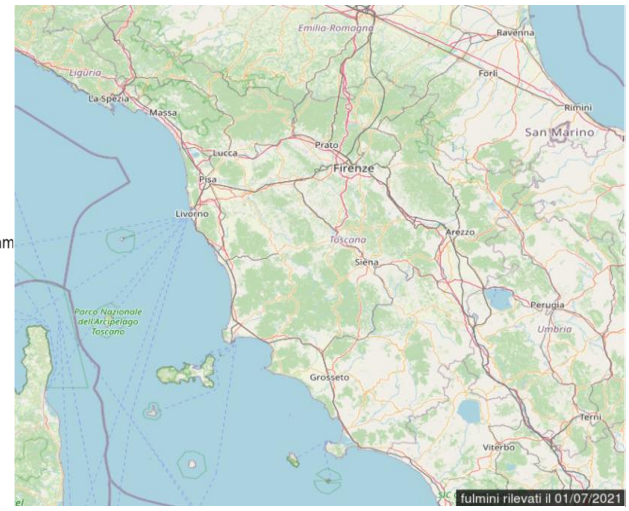

Venerdi' 2 Luglio 2021

Situazione: l'Italia è interessata da un flusso di correnti occidentali in quota, richiamate da un'area depressionaria sull'Europa centrale. La pressione al suolo si mantiene su valori livellati intorno ai 1014-1016 hPa.

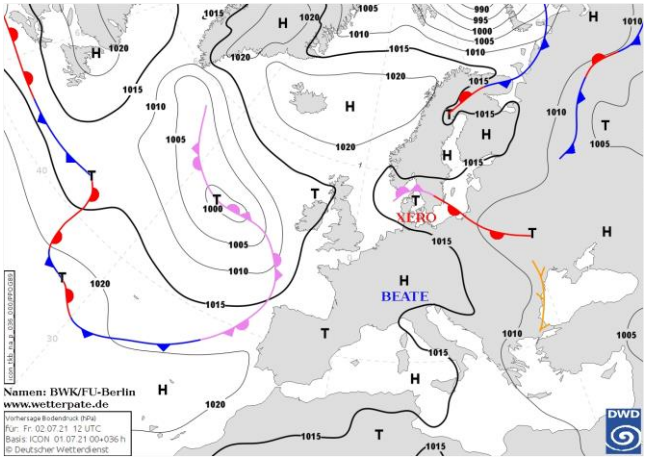

Pressione al suolo e fronti del 02 Luglio alle 12 UTC


Meteosat HRV del 02 Luglio alle 12 UTC

situazione in Toscana

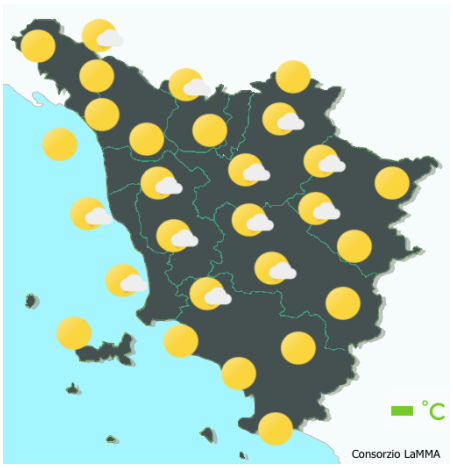

mattina



pomeriggio



sera

Stato del cielo: sereno o poco nuvoloso in mattinata, addensamenti cumuliformi nel pomeriggio sui rilievi appenninici.

Fenomeni: nel pomeriggio isolati temporali in Appennino.

Venti: di brezza con rinforzi di Maestrale nel pomeriggio lungo il litorale centro-meridionale.

Mari: mossi.

Temperature: minime stazionarie o in lieve calo, massime in aumento (valori in linea con le medie).

		Arezzo	Firenze	Grosseto	Livorno	Lucca	Massa	Pisa	Pistoia	Prato	Siena
T. min	osservata	13	17	15	22	17	20	17	16	18	16
	anomalia*	-1	-1	-2	1	-1	1	-1	-1	-1	-1
T. max	osservata	31	31	31	26	30	25	27	29	30	30
	anomalia*	1	0	0	-1	-1	-4	-2	-2	-1	1
Precipitazione (mm/24ore)		0	0	0	0	0	0	0	0	0	0

*anomalia calcolata sulla base della normale climatica decadale 1981-2010 Dati: SIR-Regione Toscana, AM, LaMMA

Temperatura Minima del 02/07/2021

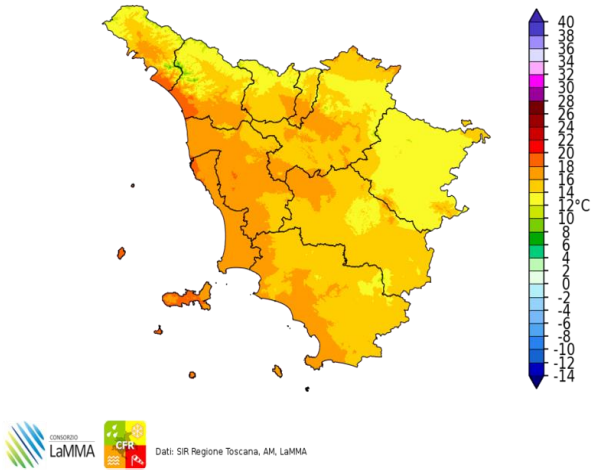

Dati: SIR Regione Toscana, AM, LaMMA

Differenza della Temperatura Minima tra 02/07/2021 e 01/07/2021

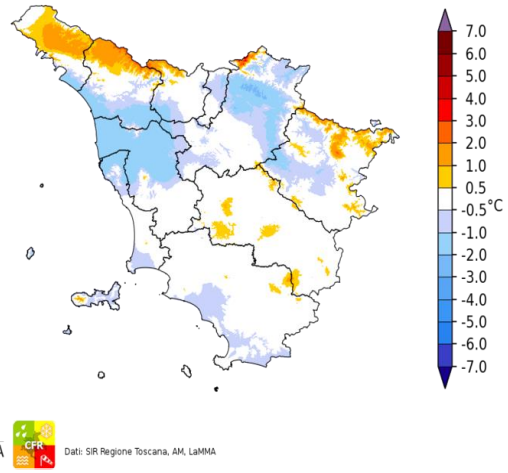

Dati: SIR Regione Toscana, AM, LaMMA

Temperatura Massima del 02/07/2021

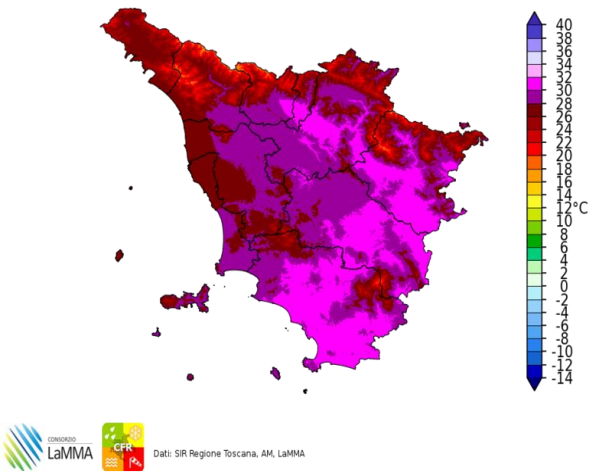

Dati: SIR Regione Toscana, AM, LaMMA

Differenza della Temperatura Massima tra 02/07/2021 e 01/07/2021

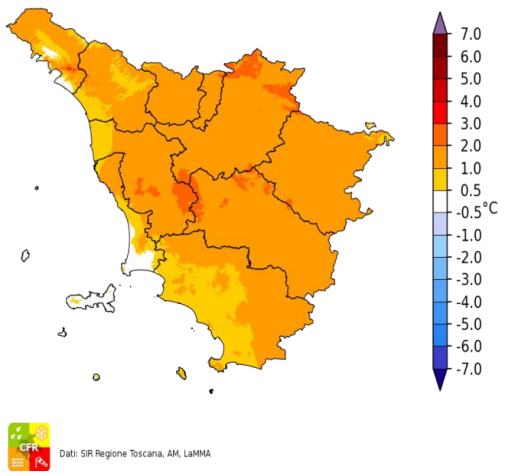

Dati: SIR Regione Toscana, AM, LaMMA

Precipitazione del 02/07/2021

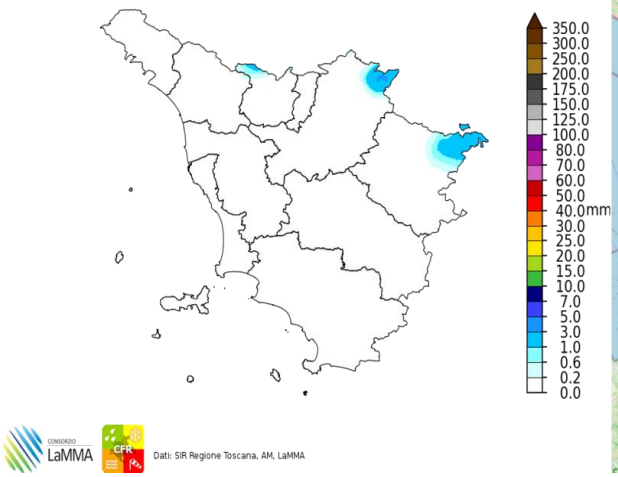

Dati: SIR Regione Toscana, AM, LaMMA

Fulminazioni osservate il giorno 02 Luglio

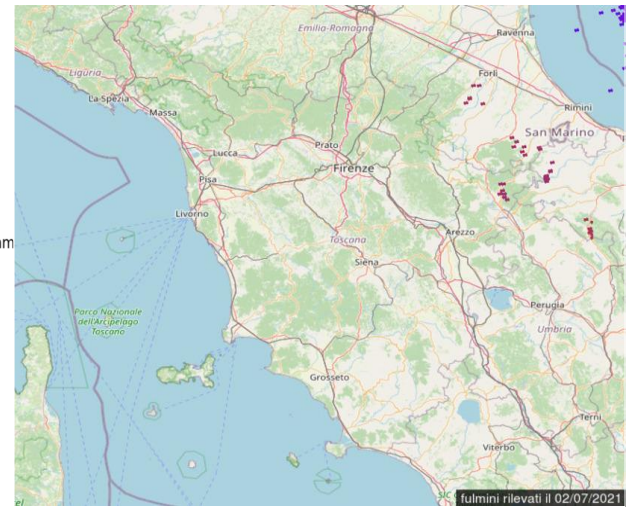

Sabato 3 Luglio 2021

Situazione: alta pressione sul Mediterraneo centro-occidentale con valori livellati intorno ai 1015-1016 hPa.

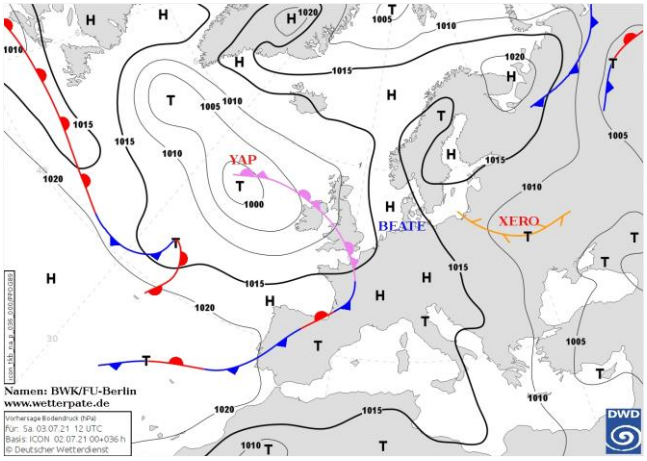

Pressione al suolo e fronti del 03 Luglio alle 12 UTC


Meteosat HRV del 03 Luglio alle 12 UTC

situazione in Toscana



mattina



pomeriggio



sera

Stato del cielo: poco nuvoloso con passaggio di velature, più consistenti in serata.

Fenomeni: nessuno.

Venti: deboli a prevalente regime di brezza.

Mari: poco mossi.

Temperature: massime in lieve aumento.

		Arezzo	Firenze	Grosseto	Livorno	Lucca	Massa	Pisa	Pistoia	Prato	Siena
T. min	osservata	N.D.	18	15	21	18	20	17	17	18	16
	anomalia*	N.D.	0	-2	0	0	1	0	0	-1	-1
T. max	osservata	N.D.	32	31	28	30	26	29	29	32	32
	anomalia*	N.D.	1	1	1	0	-2	0	-1	0	3
Precipitazione (mm/24ore)		N.D.	0	0	0	0	0	0	0	0	0

*anomalia calcolata sulla base della normale climatica decadale 1981-2010 Dati: SIR-Regione Toscana, AM, LaMMA

Temperatura Minima del 03/07/2021

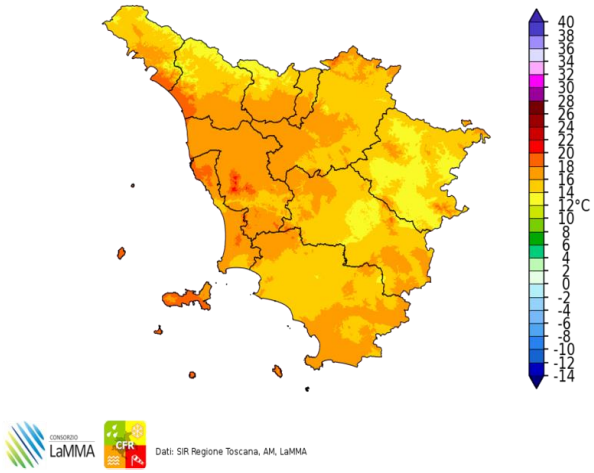

Dati: SIR Regione Toscana, AM, LaMMA

Differenza della Temperatura Minima tra 03/07/2021 e 02/07/2021

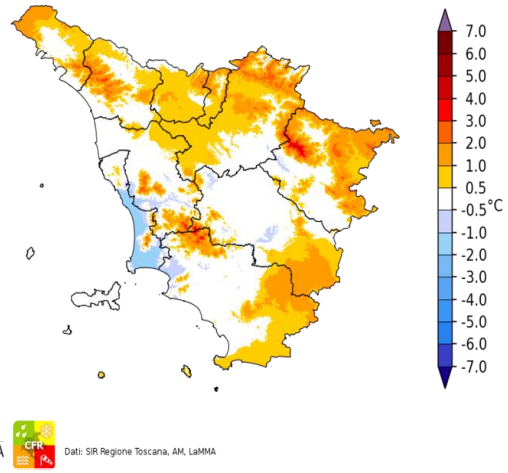

Dati: SIR Regione Toscana, AM, LaMMA

Temperatura Massima del 03/07/2021

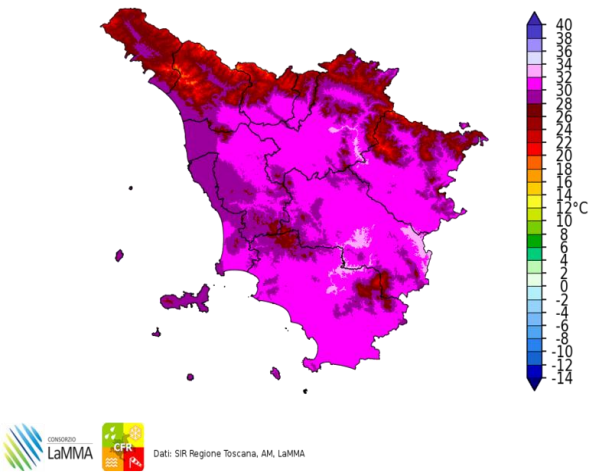

Dati: SIR Regione Toscana, AM, LaMMA

Differenza della Temperatura Massima tra 03/07/2021 e 02/07/2021

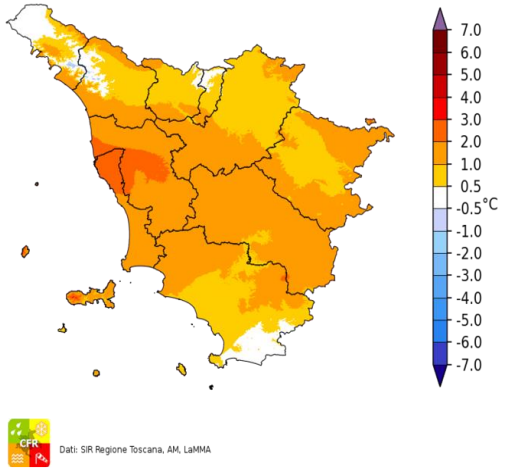

Dati: SIR Regione Toscana, AM, LaMMA

Precipitazione del 03/07/2021

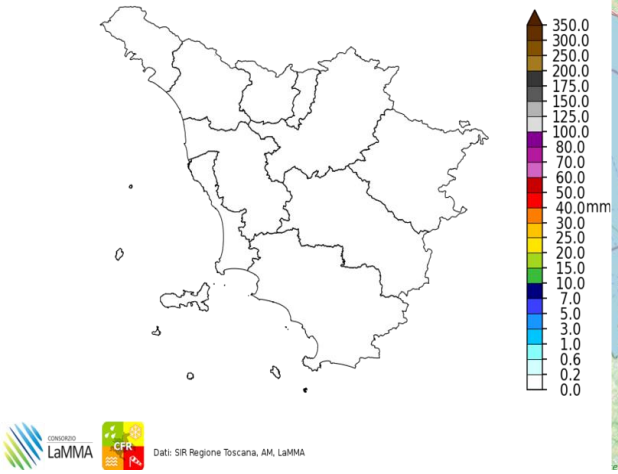

Dati: SIR Regione Toscana, AM, LaMMA

Fulminazioni osservate il giorno 03 Luglio

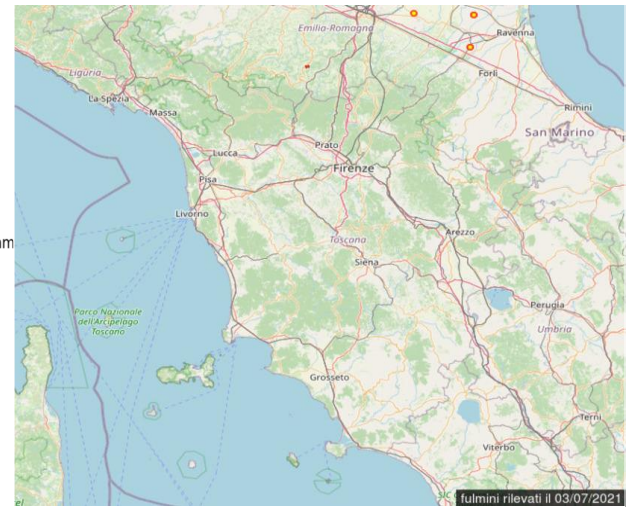

Domenica 4 Luglio 2021

Situazione: pressione in temporaneo calo sul Mediterraneo centrale per il transito di un sistema frontale sull'Italia settentrionale.

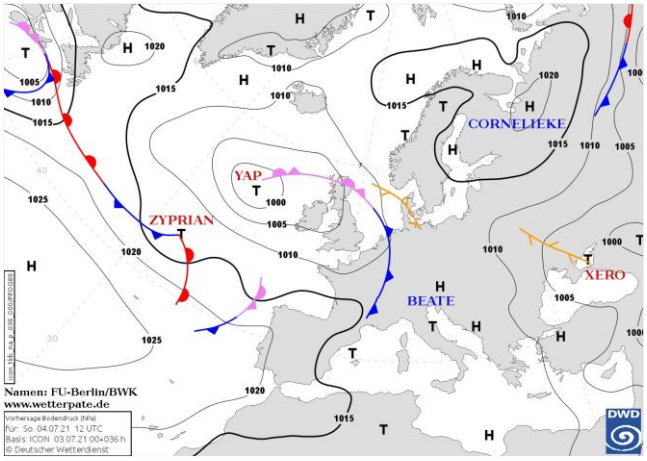

Pressione al suolo e fronti del 04 Luglio alle 12 UTC


Meteosat HRV del 04 Luglio alle 12 UTC

situazione in Toscana



mattina



pomeriggio



sera

Stato del cielo: nuvoloso o temporaneamente coperto con addensamenti più compatti sulle zone settentrionali.

Fenomeni: locali deboli piogge sul nord della regione. Rovesci temporaleschi pomeridiani su senese e aretino.

Venti: deboli occidentali con locali rinforzi.

Mari: poco mossi.

Temperature: minime in aumento, massime in calo.

		Arezzo	Firenze	Grosseto	Livorno	Lucca	Massa	Pisa	Pistoia	Prato	Siena
T. min	osservata	N.D.	18	20	21	18	21	18	17	20	19
	anomalia*	N.D.	0	3	1	0	2	1	0	1	2
T. max	osservata	N.D.	29	30	25	27	26	27	26	28	29
	anomalia*	N.D.	-2	0	-2	-4	-2	-2	-5	-3	0
Precipitazione (mm/24ore)		N.D.	0	0	0	0	0	0	0	0	3

*anomalia calcolata sulla base della normale climatica decadale 1981-2010 Dati: SIR-Regione Toscana, AM, LaMMA

Temperatura Minima del 04/07/2021

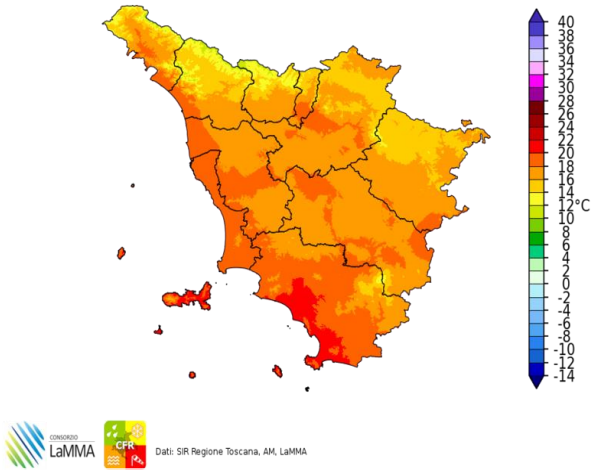

Dati: SIR Regione Toscana, AM, LaMMA

Differenza della Temperatura Minima tra 04/07/2021 e 03/07/2021

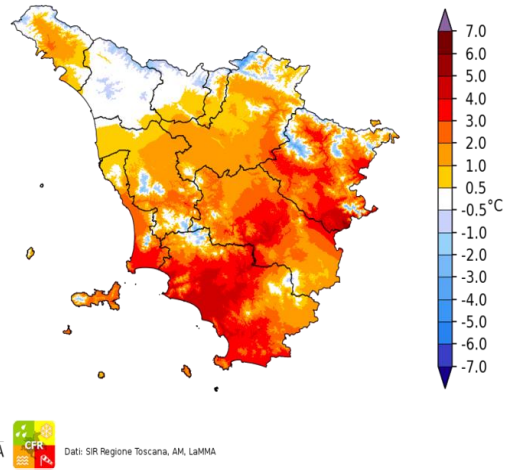

Dati: SIR Regione Toscana, AM, LaMMA

Temperatura Massima del 04/07/2021

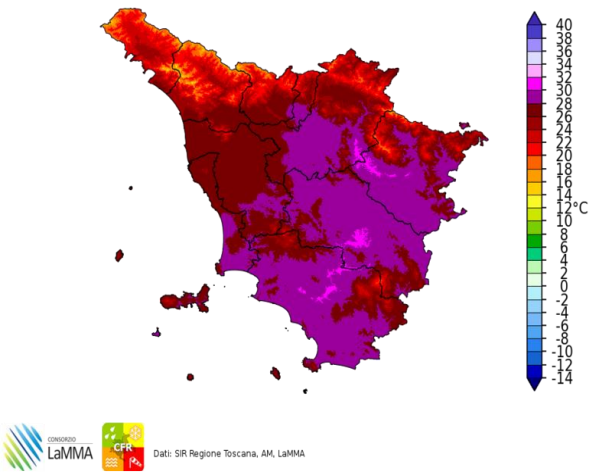

Dati: SIR Regione Toscana, AM, LaMMA

Differenza della Temperatura Massima tra 04/07/2021 e 03/07/2021

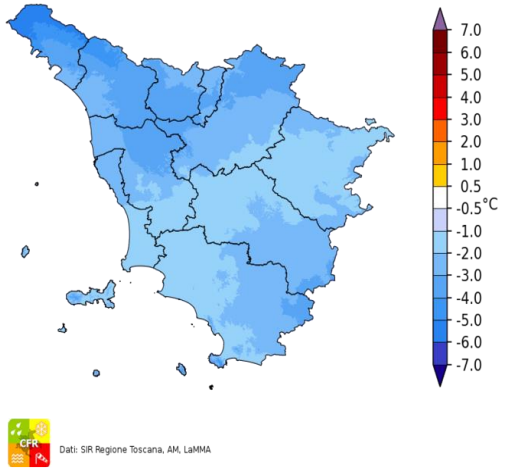

Dati: SIR Regione Toscana, AM, LaMMA

Precipitazione del 04/07/2021

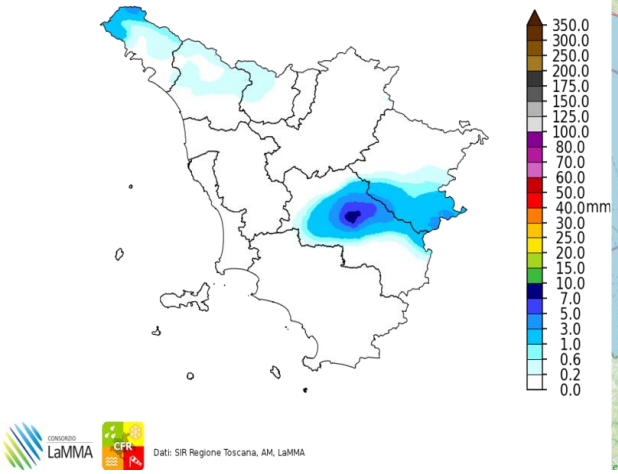

Dati: SIR Regione Toscana, AM, LaMMA

Fulminazioni osservate il giorno 04 Luglio

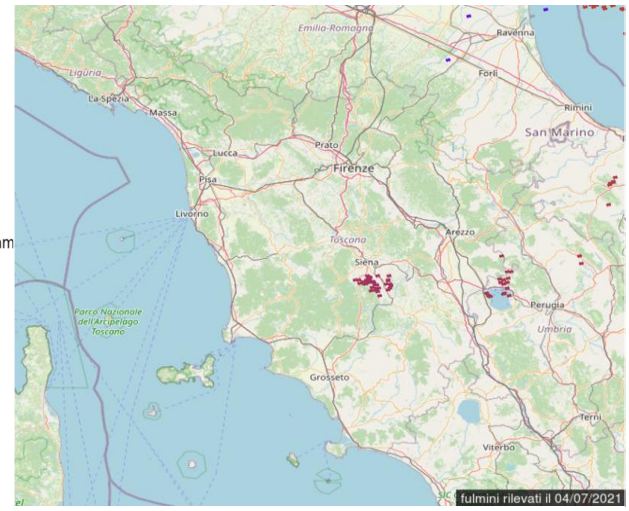

Lunedi' 5 Luglio 2021

Situazione: alta pressione e tempo stabile sulla nostra regione.

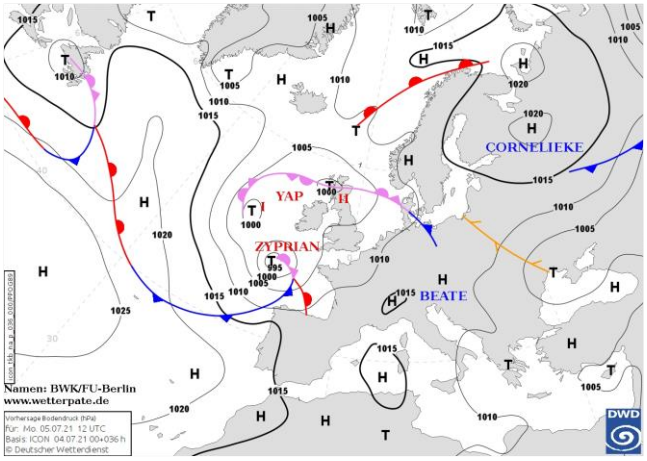

Pressione al suolo e fronti del 05 Luglio alle 12 UTC


Meteosat HRV del 05 Luglio alle 12 UTC

situazione in Toscana

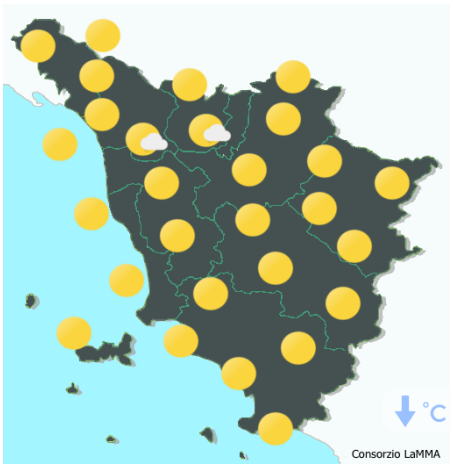

mattina



pomeriggio



sera

Stato del cielo: sereno o poco nuvoloso.

Fenomeni: nessuno.

Venti: occidentali, fino a moderati sulla costa, in attenuazione dalla sera.

Mari: mossi.

Temperature: in leggero calo le minime, in aumento le massime con punte di 32-33 gradi.

		Arezzo	Firenze	Grosseto	Livorno	Lucca	Massa	Pisa	Pistoia	Prato	Siena
T. min	osservata	19	19	19	22	18	19	17	16	20	17
	anomalia*	5	1	2	2	0	0	0	-1	2	0
T. max	osservata	32	32	32	26	31	26	28	30	32	30
	anomalia*	2	1	2	-1	1	-2	-2	-1	1	1
Precipitazione (mm/24ore)		0	0	0	0	0	0	0	0	0	0

*anomalia calcolata sulla base della normale climatica decadale 1981-2010 Dati: SIR-Regione Toscana, AM, LaMMA

Temperatura Minima del 05/07/2021

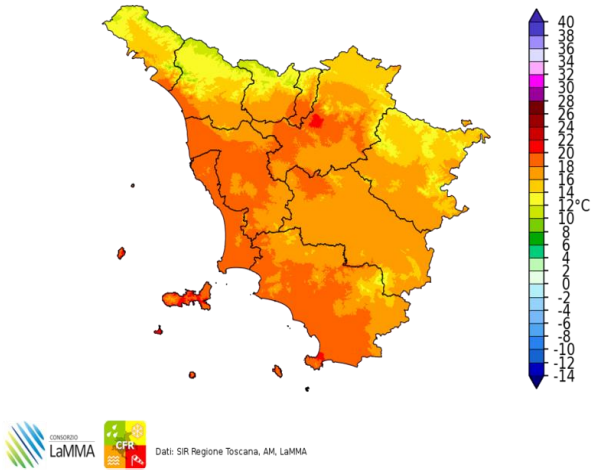

Dati: SIR Regione Toscana, AM, LaMMA

Differenza della Temperatura Minima tra 05/07/2021 e 04/07/2021

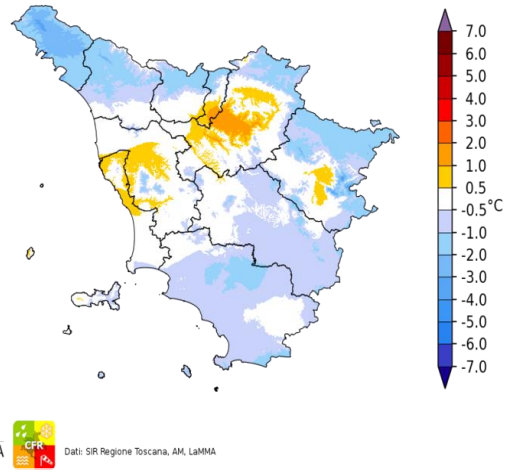

Dati: SIR Regione Toscana, AM, LaMMA

Temperatura Massima del 05/07/2021

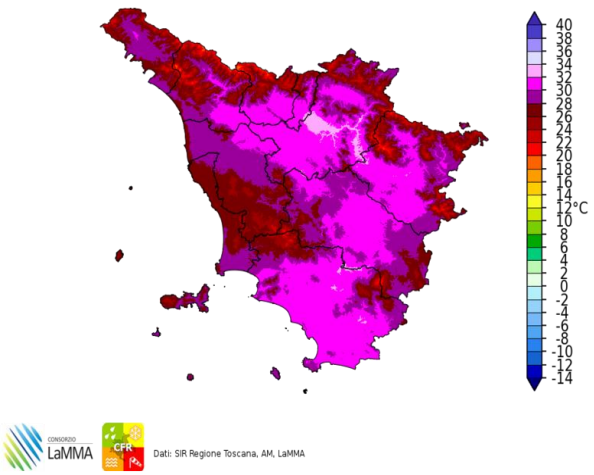

Dati: SIR Regione Toscana, AM, LaMMA

Differenza della Temperatura Massima tra 05/07/2021 e 04/07/2021

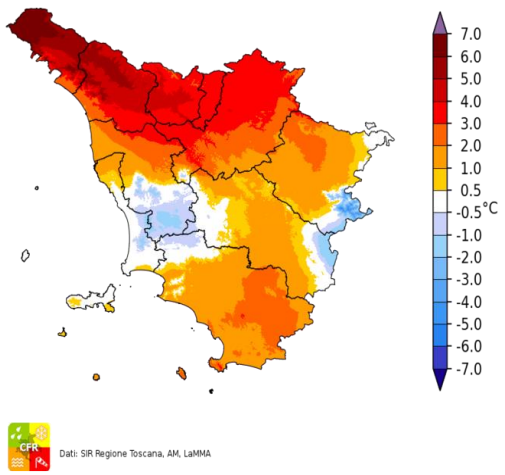

Dati: SIR Regione Toscana, AM, LaMMA

Precipitazione del 05/07/2021

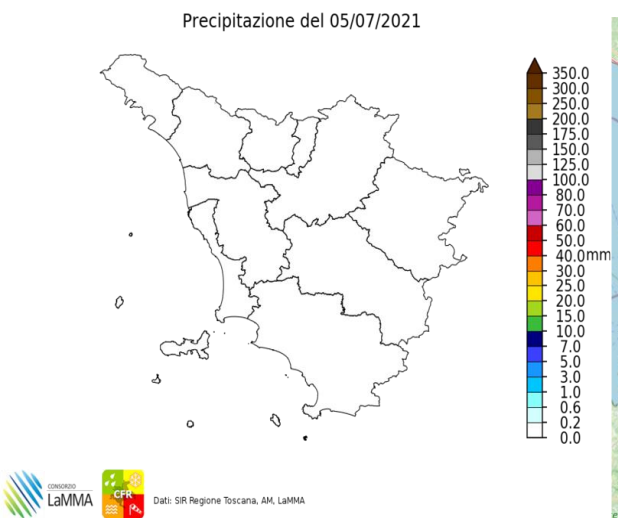

Dati: SIR Regione Toscana, AM, LaMMA

Fulminazioni osservate il giorno 05 Luglio

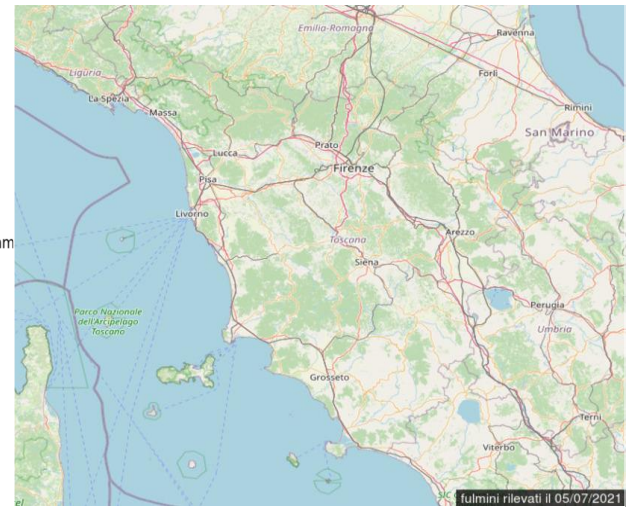

Martedi' 6 Luglio 2021

Situazione: condizioni di alta pressione sul Mediterraneo. Una perturbazione su Francia e Spagna si muove verso levante.

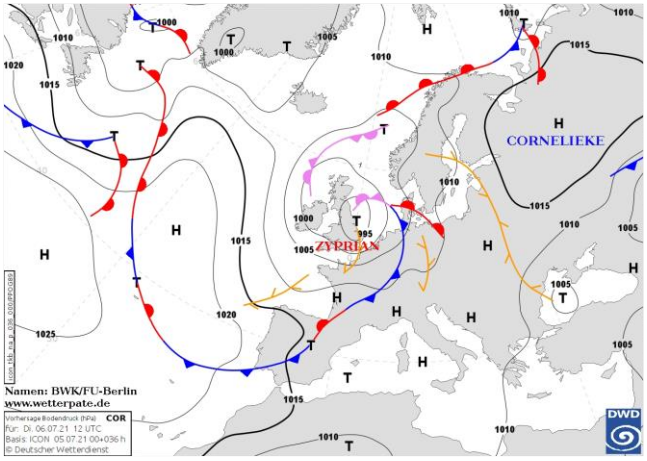

Pressione al suolo e fronti del 06 Luglio alle 12 UTC


Meteosat HRV del 06 Luglio alle 13 UTC

situazione in Toscana

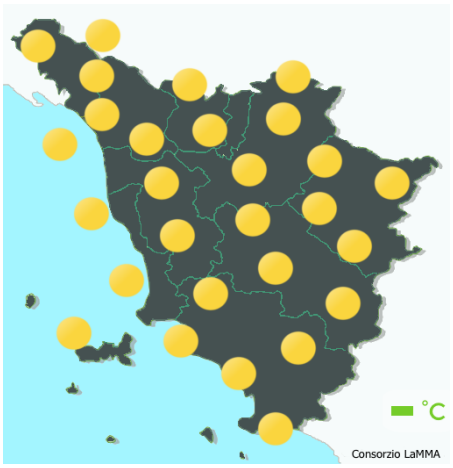

mattina

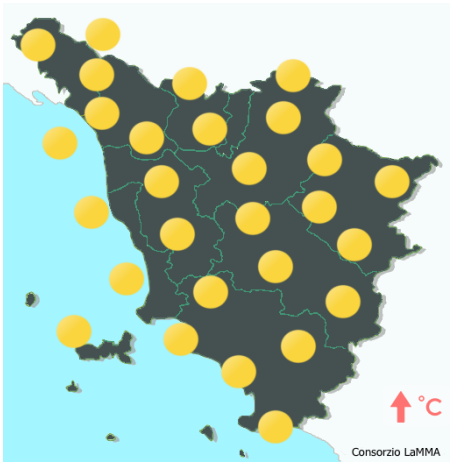

pomeriggio



sera

Stato del cielo: sereno o poco nuvoloso.

Fenomeni: nessuno.

Venti: deboli a regime di brezza.

Mari: poco mossi.

Temperature: minime in calo, massime in aumento.

		Arezzo	Firenze	Grosseto	Livorno	Lucca	Massa	Pisa	Pistoia	Prato	Siena
T. min	osservata	15	17	18	22	17	20	17	17	19	18
	anomalia*	0	0	1	1	-1	1	0	0	0	1
T. max	osservata	34	35	33	29	34	29	32	32	34	35
	anomalia*	4	4	2	1	3	1	3	2	3	6
Precipitazione (mm/24ore)		0	0	0	0	0	0	0	0	0	0

*anomalia calcolata sulla base della normale climatica decadale 1981-2010 Dati: SIR-Regione Toscana, AM, LaMMA

Temperatura Minima del 06/07/2021

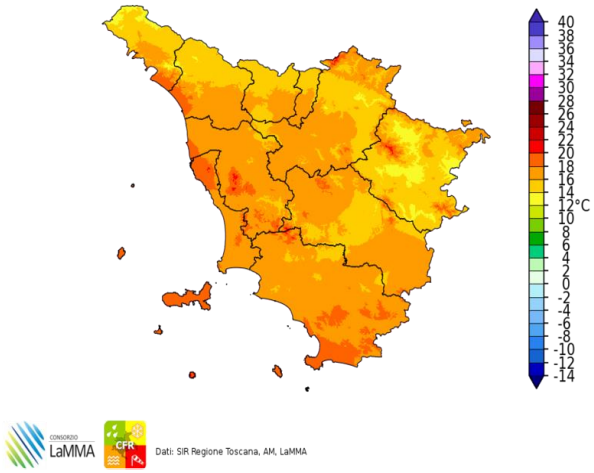

Dati: SIR Regione Toscana, AM, LaMMA

Differenza della Temperatura Minima tra 06/07/2021 e 05/07/2021

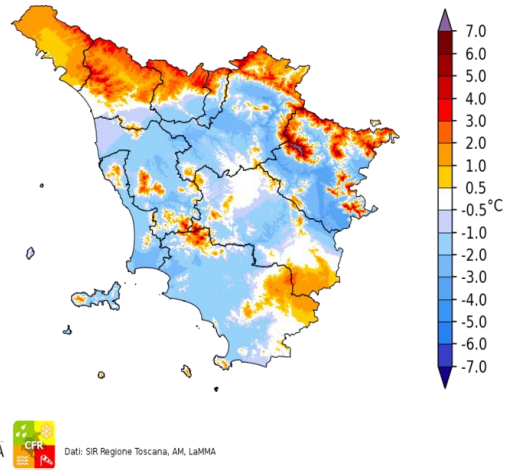

Dati: SIR Regione Toscana, AM, LaMMA

Temperatura Massima del 06/07/2021

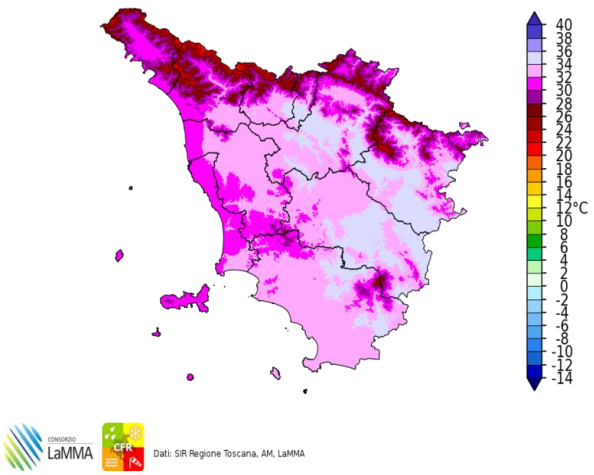

Dati: SIR Regione Toscana, AM, LaMMA

Differenza della Temperatura Massima tra 06/07/2021 e 05/07/2021

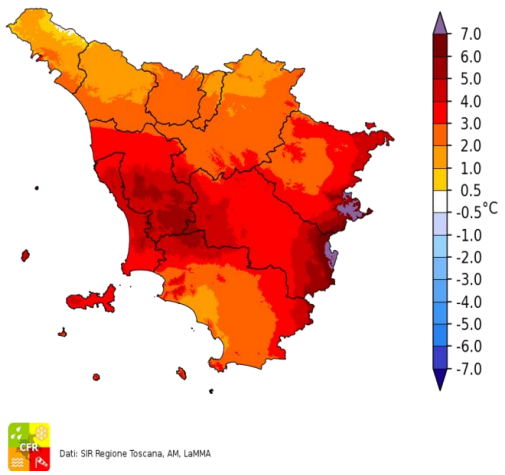

Dati: SIR Regione Toscana, AM, LaMMA

Precipitazione del 06/07/2021

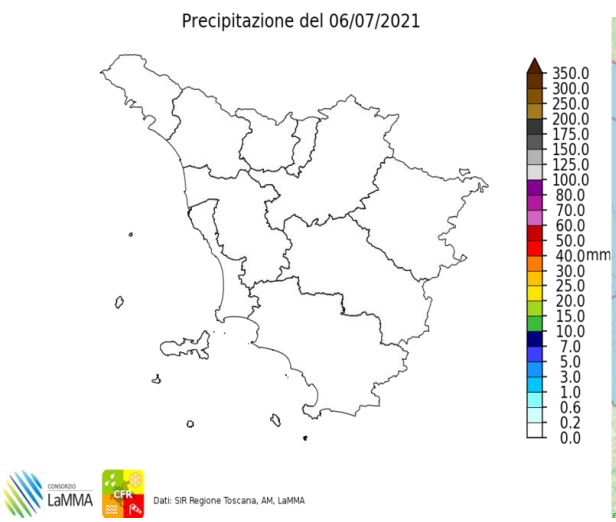

Dati: SIR Regione Toscana, AM, LaMMA

Fulminazioni osservate il giorno 06 Luglio

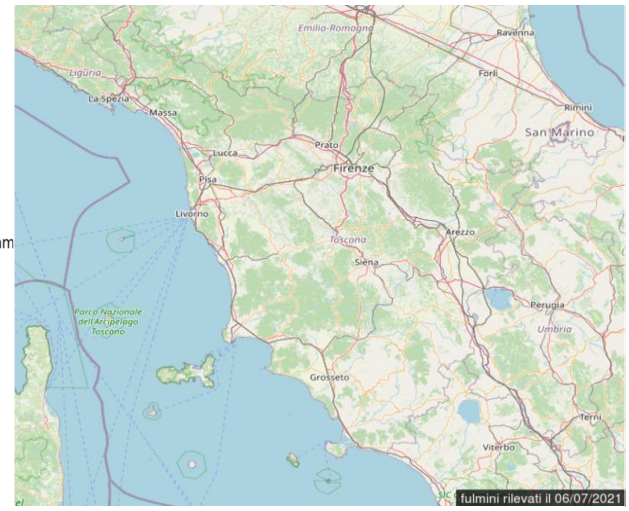

Mercoledi' 7 Luglio 2021

Situazione: un promontorio di alta pressione di origine africana mantiene la sua influenza sulla penisola con temperature elevate, superiori alle medie del periodo.

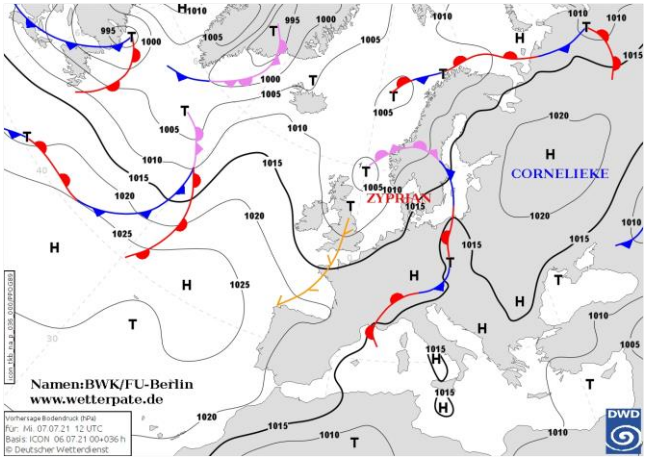

Pressione al suolo e fronti del 07 Luglio alle 12 UTC


Meteosat HRV del 07 Luglio alle 12 UTC

situazione in Toscana

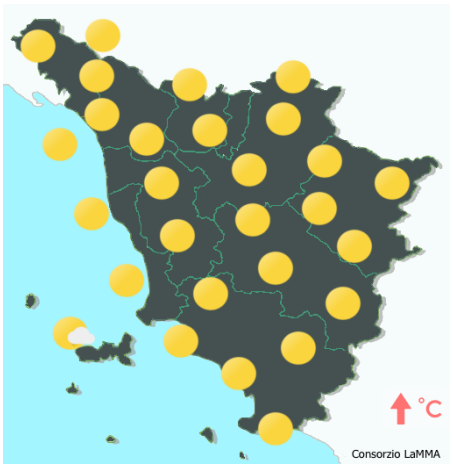

mattina

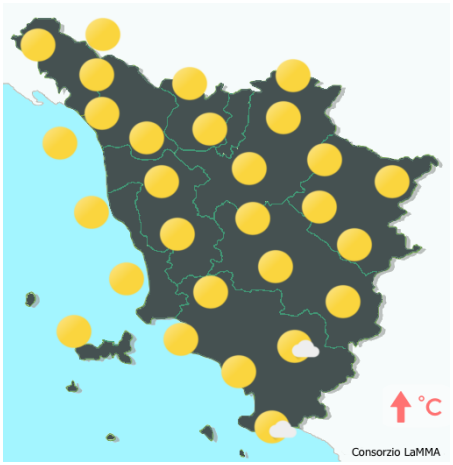

pomeriggio



sera

Stato del cielo: sereno o poco nuvoloso.

Fenomeni: nessuno.

Venti: deboli di Scirocco con rinforzi sulla costa dal pomeriggio.

Mari: poco mossi o localmente mossi a largo.

Temperature: in aumento su valori superiori alla media.

		Arezzo	Firenze	Grosseto	Livorno	Lucca	Massa	Pisa	Pistoia	Prato	Siena
T. min	osservata	17	18	10	23	18	20	18	17	20	21
	anomalia*	2	0	-7	3	0	1	0	0	1	4
T. max	osservata	36	38	33	29	34	30	33	34	36	34
	anomalia*	6	6	3	2	4	1	3	3	5	5
Precipitazione (mm/24ore)		0	0	0	0	0	0	0	0	0	0

*anomalia calcolata sulla base della normale climatica decadale 1981-2010 Dati: SIR-Regione Toscana, AM, LaMMA

Temperatura Minima del 07/07/2021

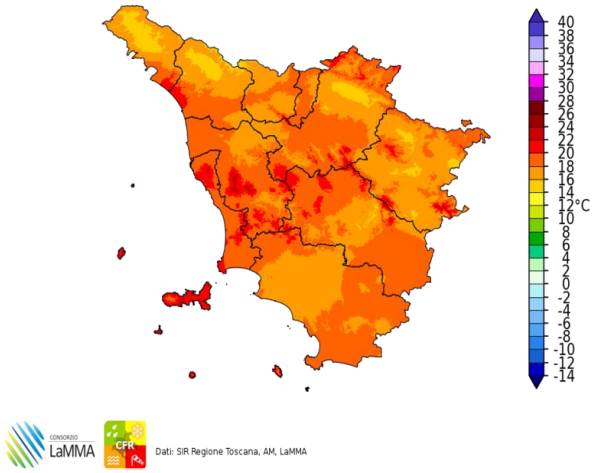

Dati: SIR Regione Toscana, AM, LaMMA

Differenza della Temperatura Minima tra 07/07/2021 e 06/07/2021

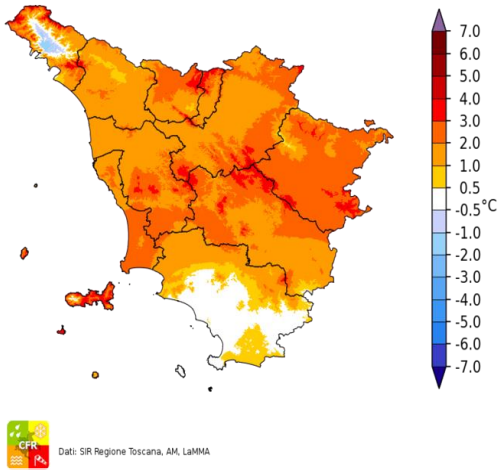

Dati: SIR Regione Toscana, AM, LaMMA

Temperatura Massima del 07/07/2021

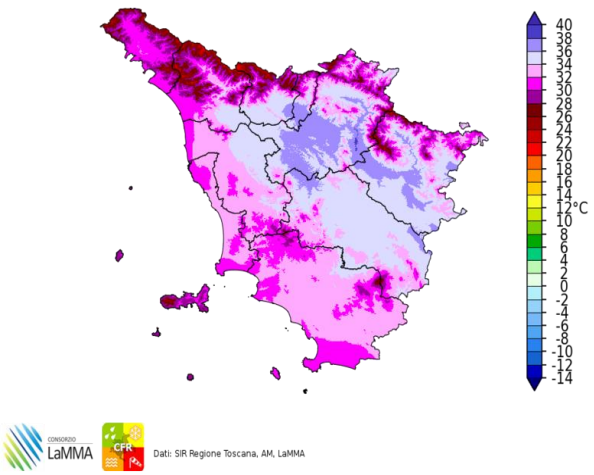

Dati: SIR Regione Toscana, AM, LaMMA

Differenza della Temperatura Massima tra 07/07/2021 e 06/07/2021

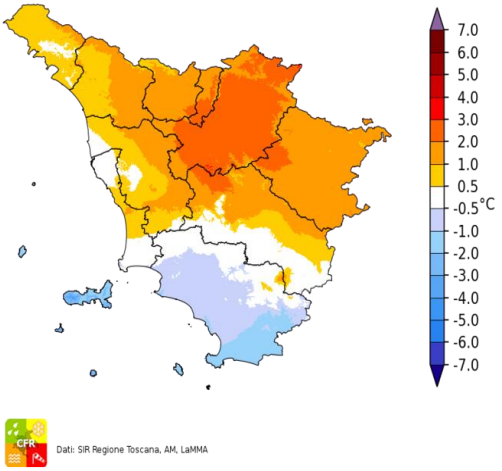

Dati: SIR Regione Toscana, AM, LaMMA

Precipitazione del 07/07/2021

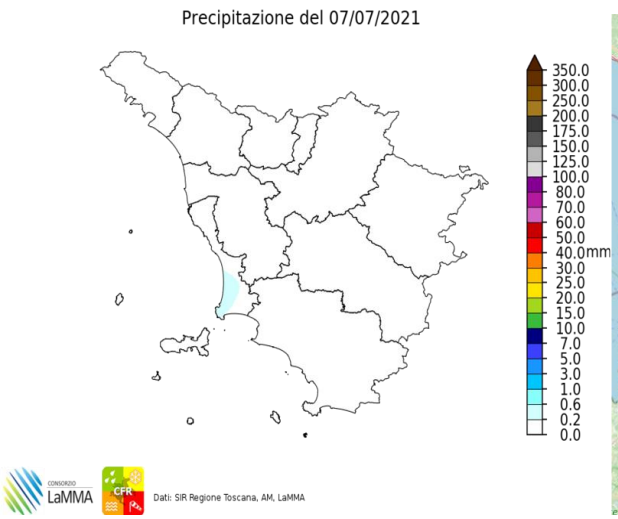

Dati: SIR Regione Toscana, AM, LaMMA

Fulminazioni osservate il giorno 07 Luglio

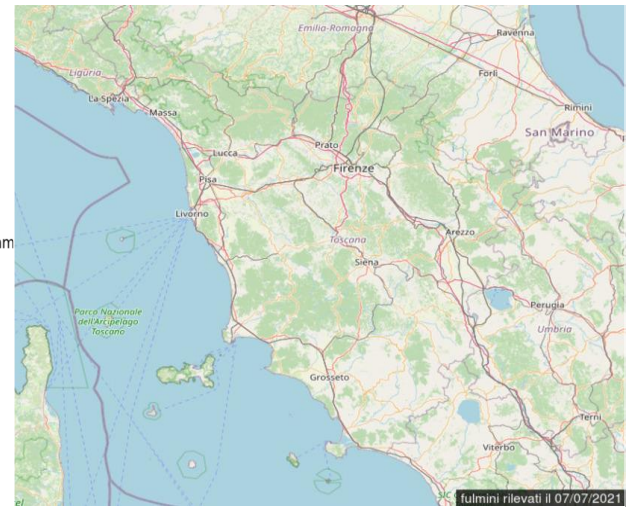

Giovedi' 8 Luglio 2021

Situazione: un promontorio di alta pressione di origine africana mantiene la sua influenza sul centro-sud Italia, mentre una perturbazione associata a una saccatura estesa dal Mare del Nord alla Francia tende a interessare il centro-nord della penisola.

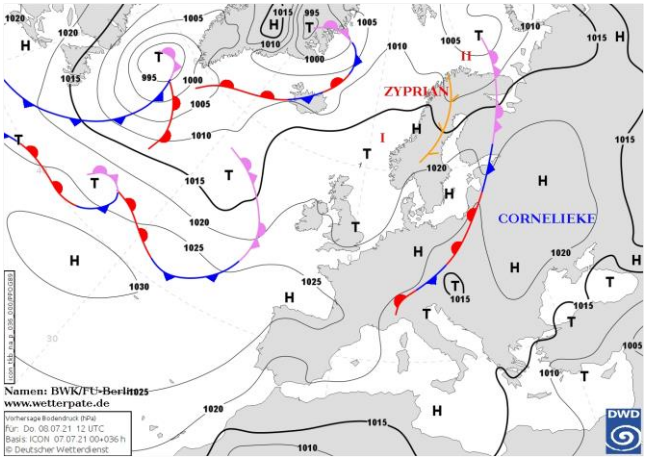

Pressione al suolo e fronti del 08 Luglio alle 12 UTC


Meteosat HRV del 08 Luglio alle 12 UTC

situazione in Toscana

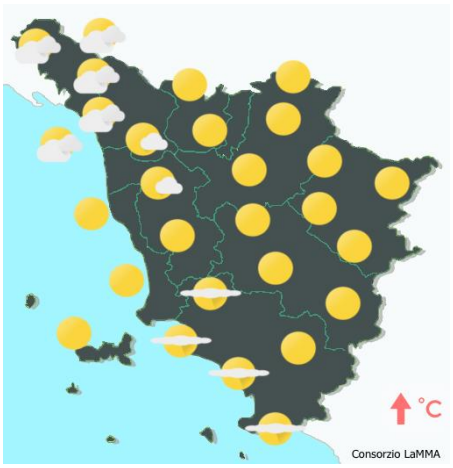

mattina



pomeriggio



sera

Stato del cielo: parzialmente nuvoloso sulle zone centro settentrionali.

Fenomeni: rovesci o temporali sparsi in Appennino, specie tra le province di Prato e Firenze.

Venti: deboli di Scirocco, in rotazione a Libeccio dal pomeriggio.

Mari: poco mossi o localmente mossi.

Temperature: parzialmente nuvoloso sulle zone centro settentrionali.

		Arezzo	Firenze	Grosseto	Livorno	Lucca	Massa	Pisa	Pistoia	Prato	Siena
T. min	osservata	19	21	20	23	20	22	20	20	22	20
	anomalia*	4	3	3	3	2	3	2	3	3	3
T. max	osservata	34	35	32	29	31	28	31	31	33	32
	anomalia*	4	3	2	2	1	0	2	1	2	3
Precipitazione (mm/24ore)		0	0	0	0	0	0	0	2	0	0

*anomalia calcolata sulla base della normale climatica decadale 1981-2010 Dati: SIR-Regione Toscana, AM, LaMMA

Temperatura Minima del 08/07/2021

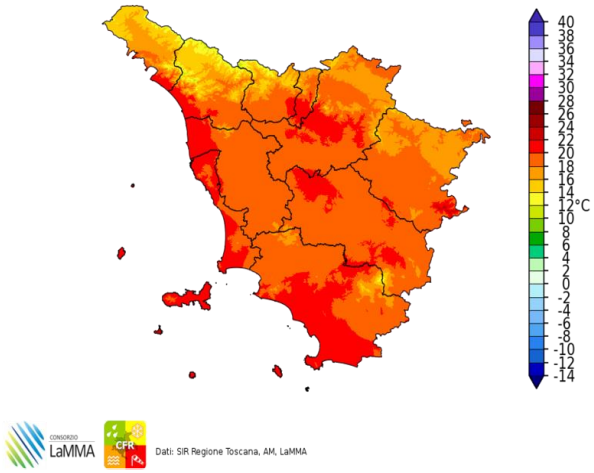

Dati: SIR Regione Toscana, AM, LaMMA

Differenza della Temperatura Minima tra 08/07/2021 e 07/07/2021

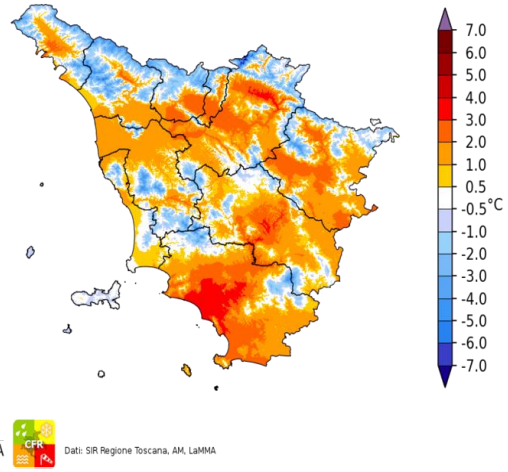

Dati: SIR Regione Toscana, AM, LaMMA

Temperatura Massima del 08/07/2021

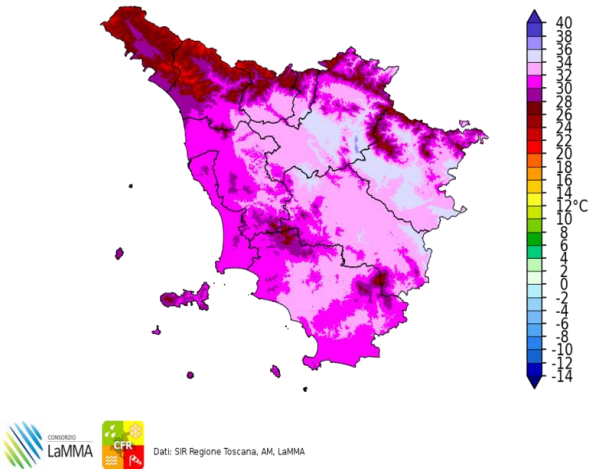

Dati: SIR Regione Toscana, AM, LaMMA

Differenza della Temperatura Massima tra 08/07/2021 e 07/07/2021

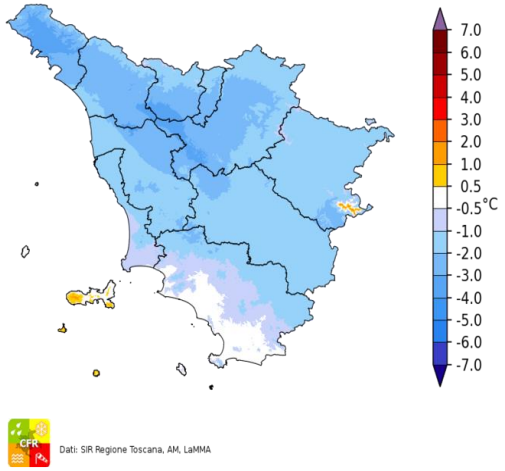

Dati: SIR Regione Toscana, AM, LaMMA

Precipitazione del 08/07/2021

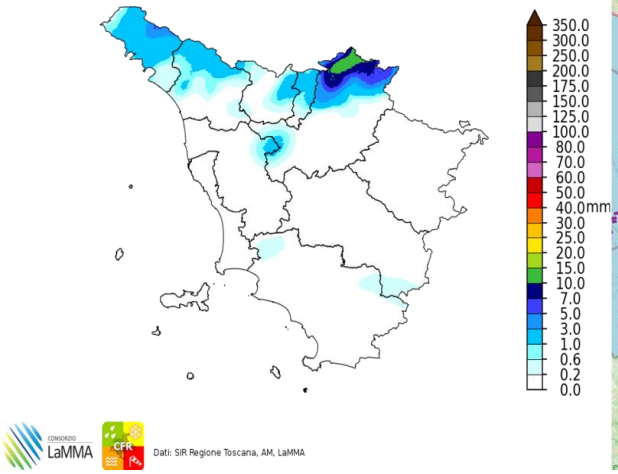

Dati: SIR Regione Toscana, AM, LaMMA

Fulminazioni osservate il giorno 08 Luglio

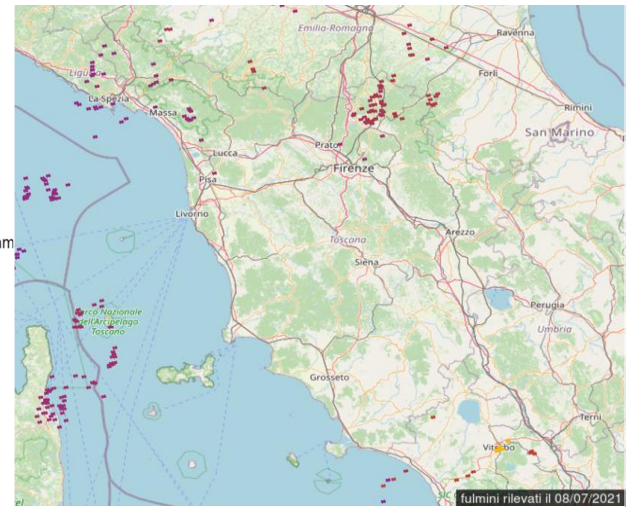

Venerdi' 9 Luglio 2021

Situazione: pressione in aumento sulla nostra penisola per l'espansione verso levante dell'Anticiclone delle Azzorre.

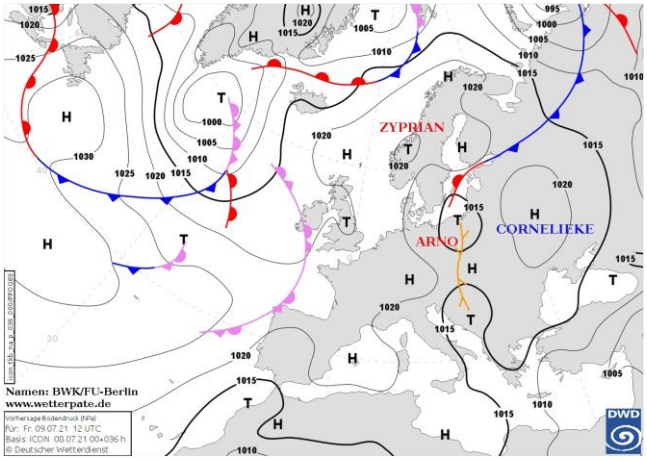

Pressione al suolo e fronti del 09 Luglio alle 12 UTC

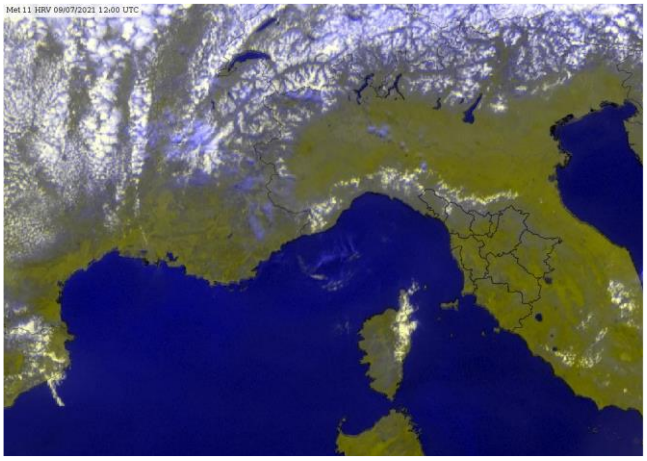
Meteosat HRV del 09 Luglio alle 12 UTC

situazione in Toscana

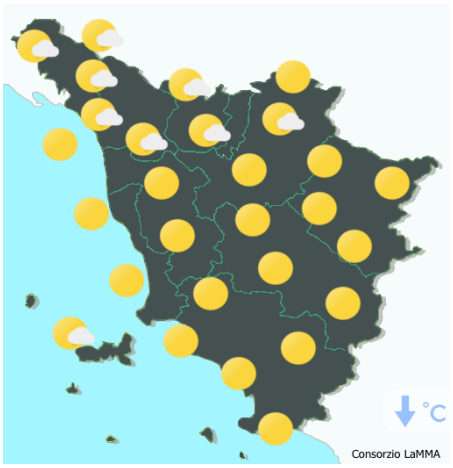

mattina



pomeriggio



sera

Stato del cielo: sereno o poco nuvoloso.

Fenomeni: nessuno.

Venti: deboli o moderati occidentali.

Mari: generalmente mossi.

Temperature: in calo.

		Arezzo	Firenze	Grosseto	Livorno	Lucca	Massa	Pisa	Pistoia	Prato	Siena
T. min	osservata	16	19	17	22	19	20	17	17	20	18
	anomalia*	1	1	0	2	1	1	0	0	1	1
T. max	osservata	31	32	32	25	29	27	28	29	31	31
	anomalia*	1	1	2	-2	-1	-2	-2	-2	0	2
Precipitazione (mm/24ore)		0	0	0	0	0	0	0	0	0	0

*anomalia calcolata sulla base della normale climatica decadale 1981-2010 Dati: SIR-Regione Toscana, AM, LaMMA

Temperatura Minima del 09/07/2021

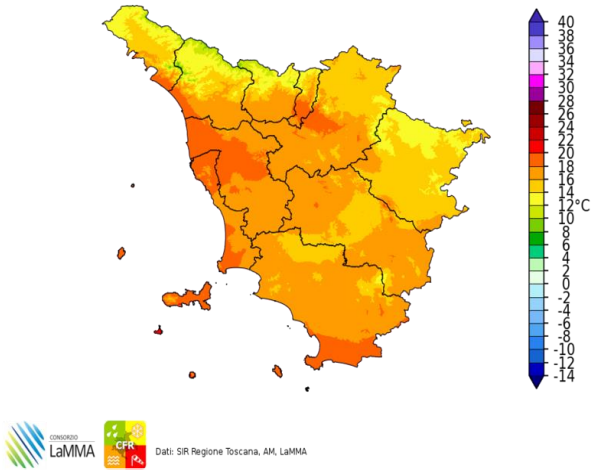

Dati: SIR Regione Toscana, AM, LaMMA

Differenza della Temperatura Minima tra 09/07/2021 e 08/07/2021

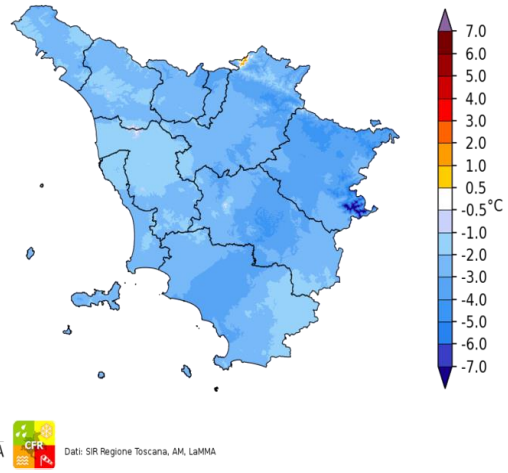

Dati: SIR Regione Toscana, AM, LaMMA

Temperatura Massima del 09/07/2021

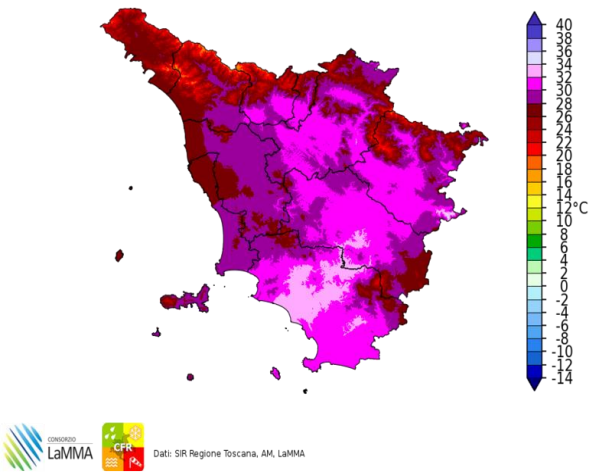

Dati: SIR Regione Toscana, AM, LaMMA

Differenza della Temperatura Massima tra 09/07/2021 e 08/07/2021

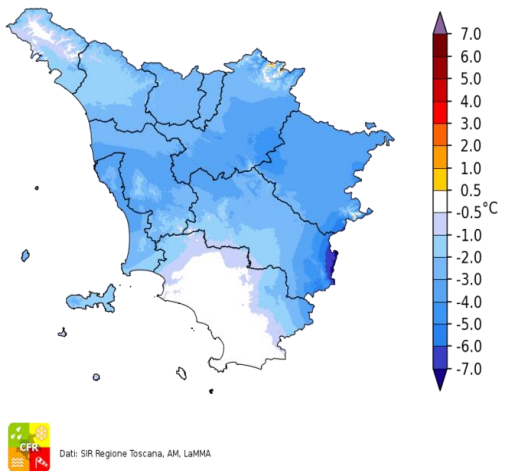

Dati: SIR Regione Toscana, AM, LaMMA

Precipitazione del 09/07/2021

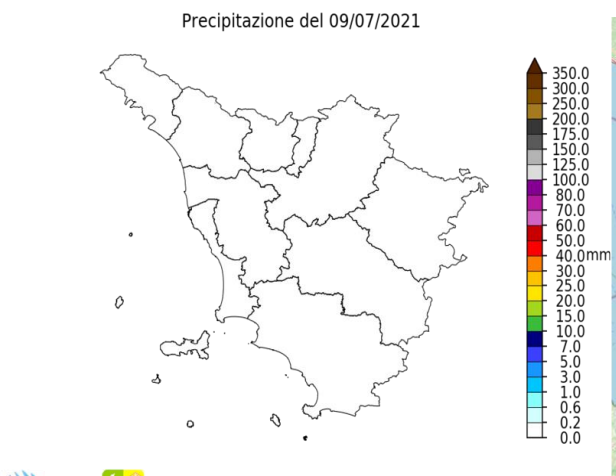

Dati: SIR Regione Toscana, AM, LaMMA

Fulminazioni osservate il giorno 09 Luglio

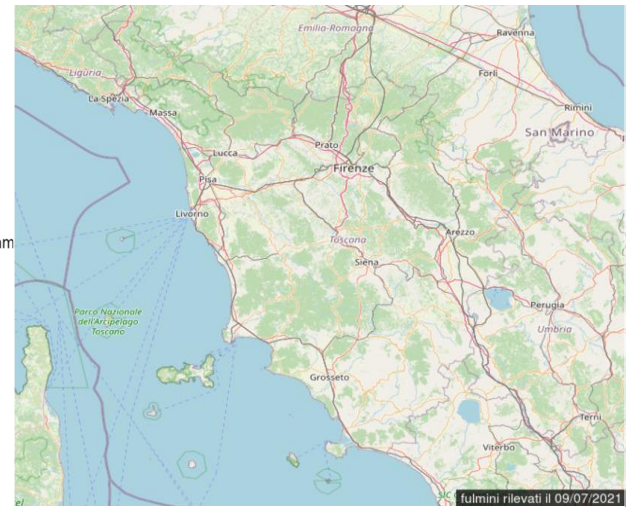

Sabato 10 Luglio 2021

Situazione: pressione in aumento sulla nostra penisola per l'espansione verso levante dell'Anticiclone delle Azzorre.

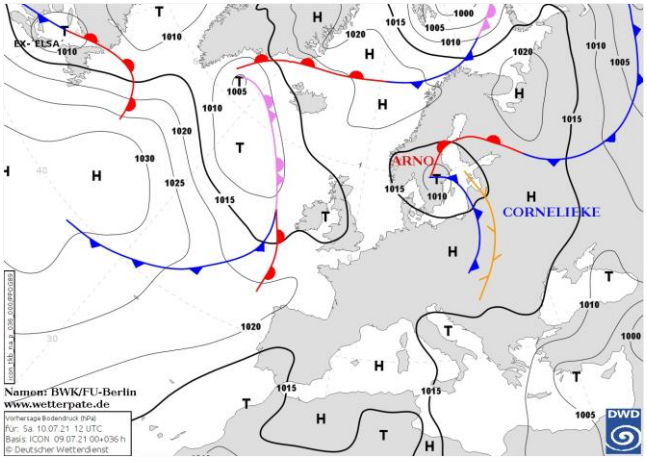

Pressione al suolo e fronti del 10 Luglio alle 12 UTC



Meteosat HRV del 10 Luglio alle 12 UTC

situazione in Toscana

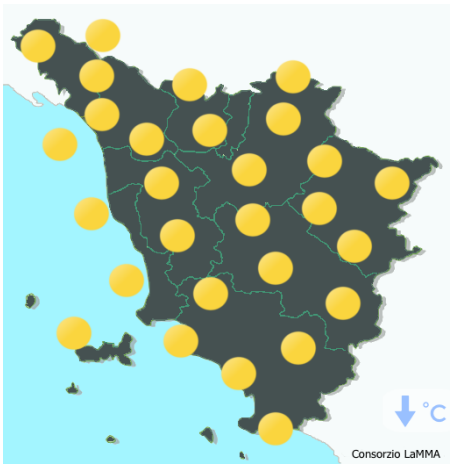

mattina

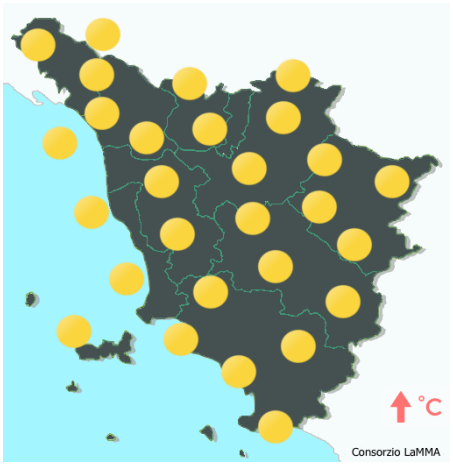

pomeriggio



sera

Stato del cielo: sereno.

Fenomeni: nessuno.

Venti: deboli di brezza con rinforzi di Maestrale sulla costa meridionale.

Mari: mossi, localmente poco mossi in particolare lungo il litorale settentrionale.

Temperature: in calo le minime, in aumento le massime.

		Arezzo	Firenze	Grosseto	Livorno	Lucca	Massa	Pisa	Pistoia	Prato	Siena
T. min	osservata	N.D.	14	16	20	15	16	15	14	17	18
	anomalia*	N.D.	-3	-1	0	-3	-3	-2	-3	-2	1
T. max	osservata	N.D.	34	33	25	30	26	28	32	34	33
	anomalia*	N.D.	3	3	-2	0	-2	-1	1	2	4
Precipitazione (mm/24ore)		N.D.	0	0	0	0	0	0	0	0	0

*anomalia calcolata sulla base della normale climatica decadale 1981-2010 Dati: SIR-Regione Toscana, AM, LaMMA

Temperatura Minima del 10/07/2021

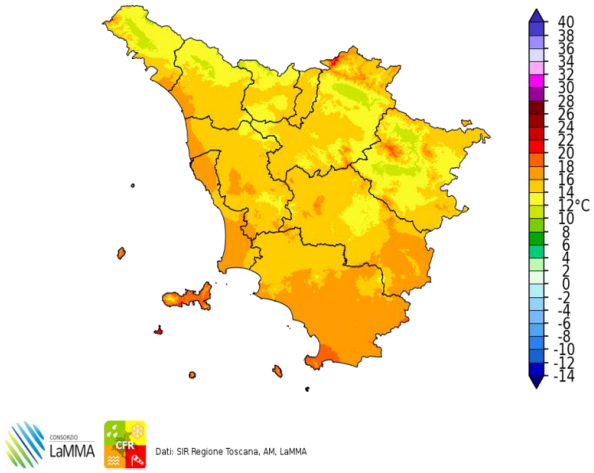

Dati: SIR Regione Toscana, AM, LaMMA

Differenza della Temperatura Minima tra 10/07/2021 e 09/07/2021

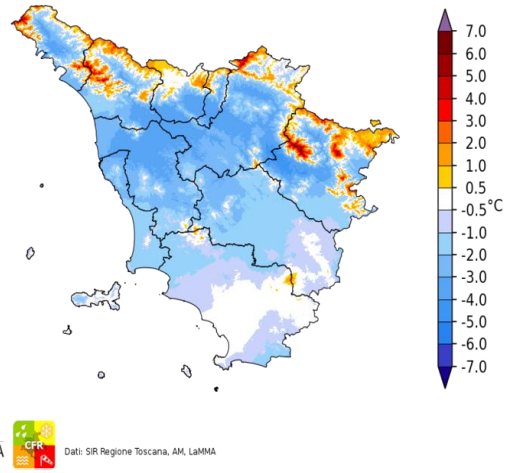

Dati: SIR Regione Toscana, AM, LaMMA

Temperatura Massima del 10/07/2021

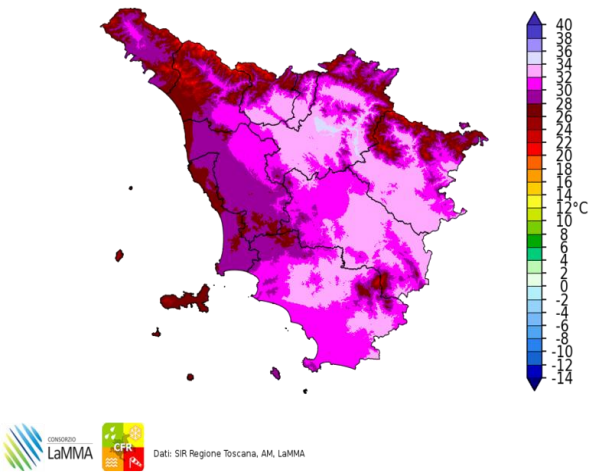

Dati: SIR Regione Toscana, AM, LaMMA

Differenza della Temperatura Massima tra 10/07/2021 e 09/07/2021

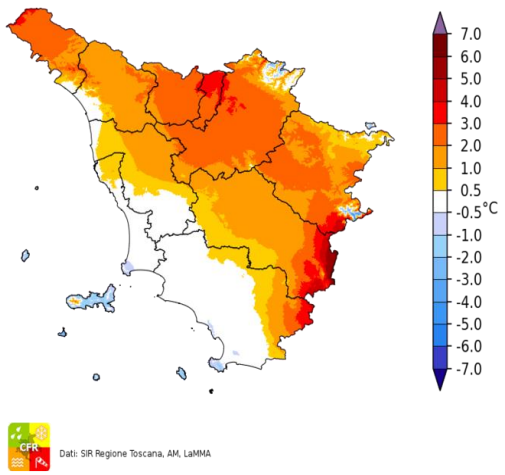

Dati: SIR Regione Toscana, AM, LaMMA

Precipitazione del 10/07/2021

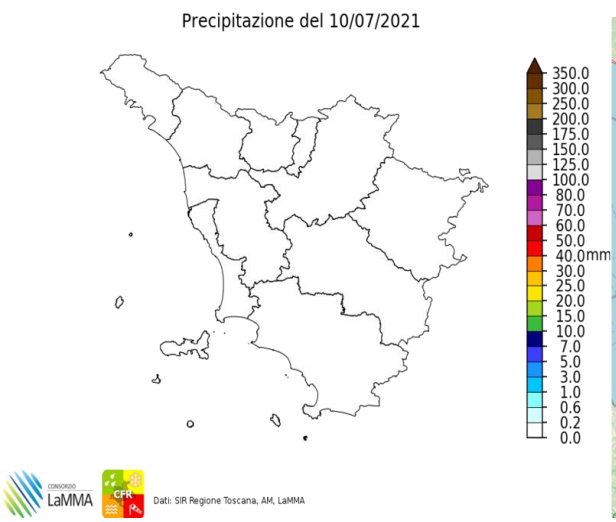

Dati: SIR Regione Toscana, AM, LaMMA

Fulminazioni osservate il giorno 10 Luglio

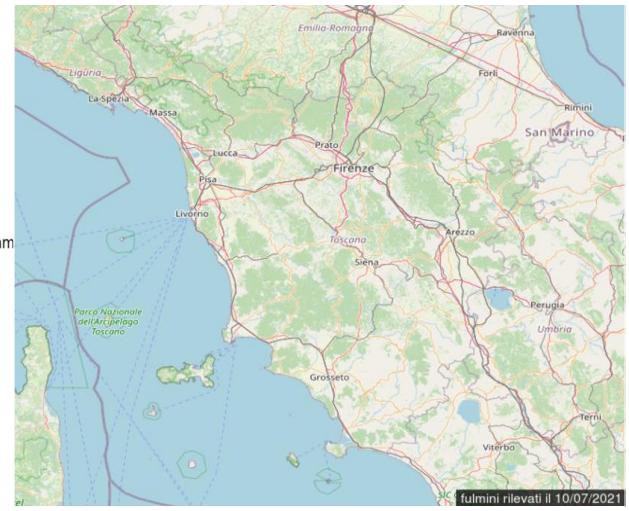

I decade - Quadro regionale – Precipitazioni

La prima decade di Luglio è stata caratterizzata da prevalenti condizioni di alta pressione e da condizioni di stabilità atmosferica; fatta eccezione per isolate precipitazioni non particolarmente abbondanti registrate sulle zone interne e sui settori appenninici, su gran parte della regione si sono avute condizioni del tutto asciutte.

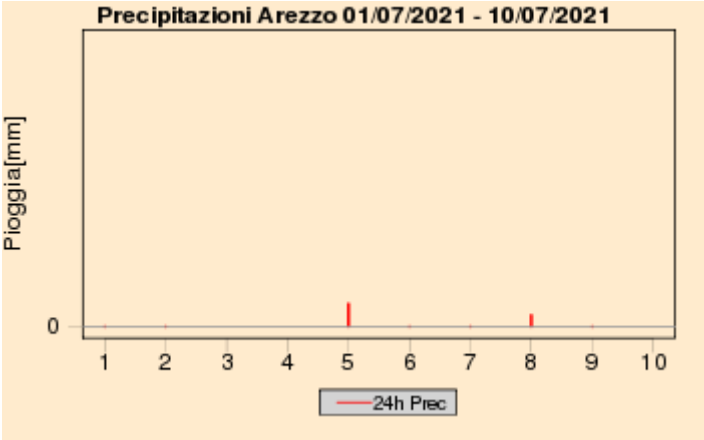

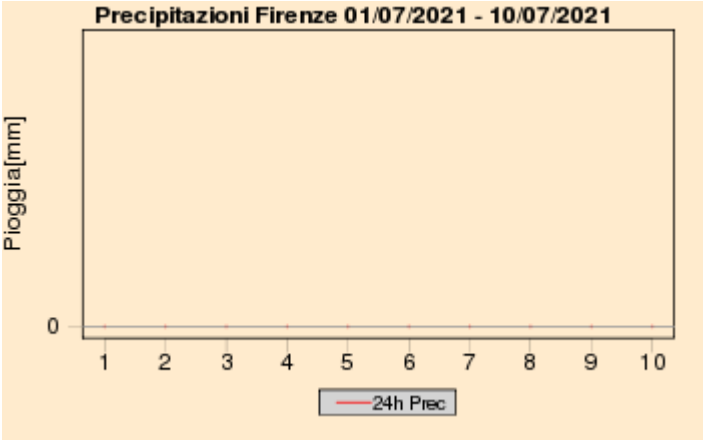

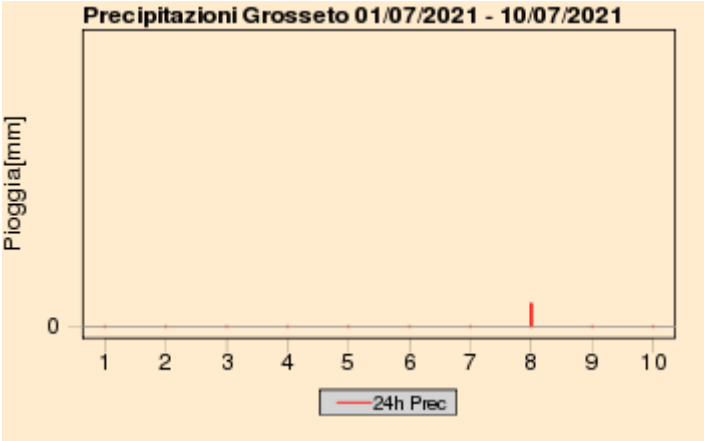

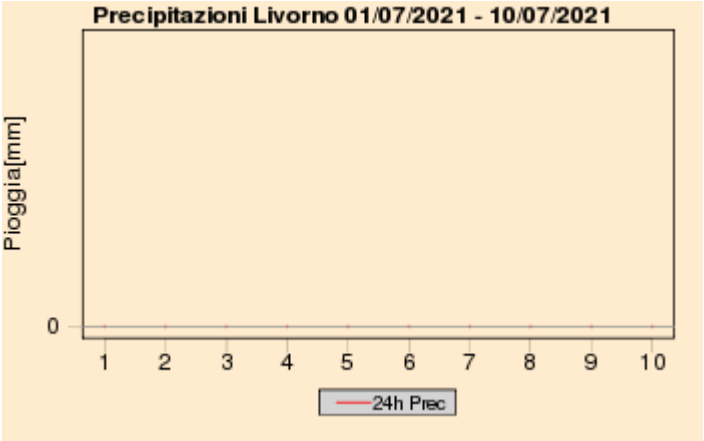

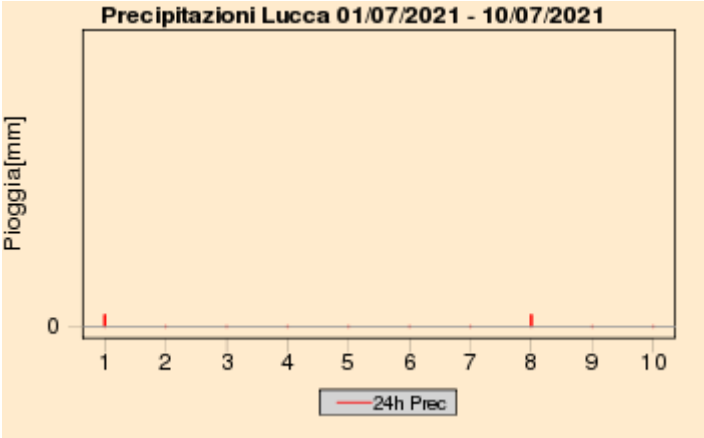

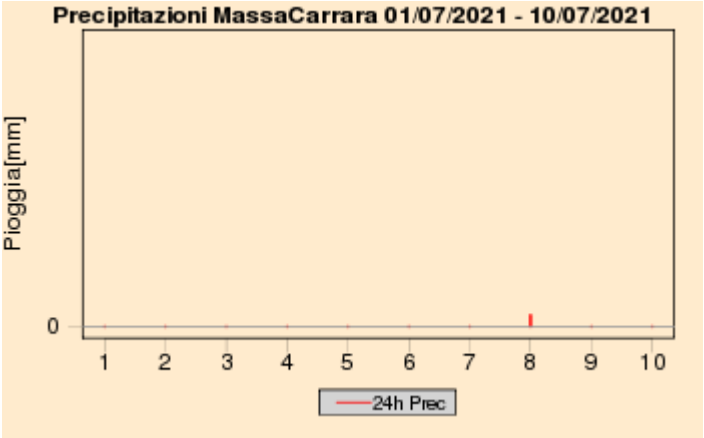

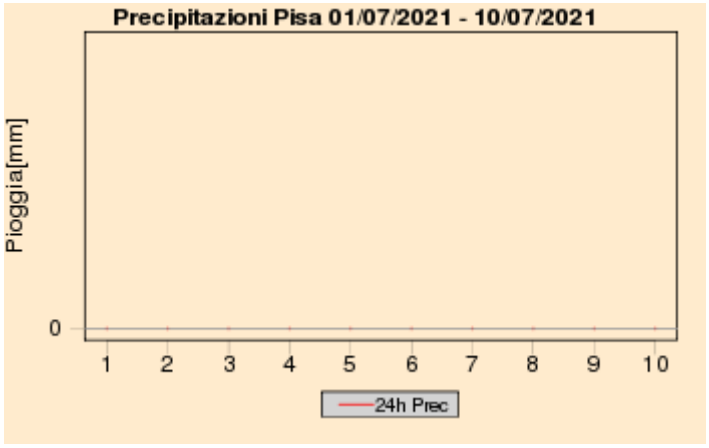

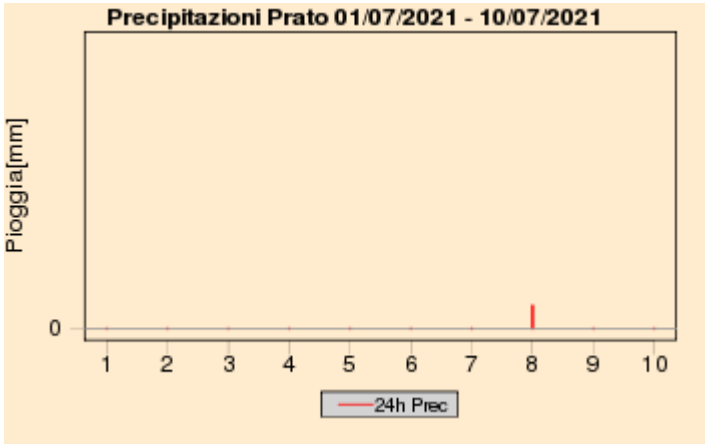

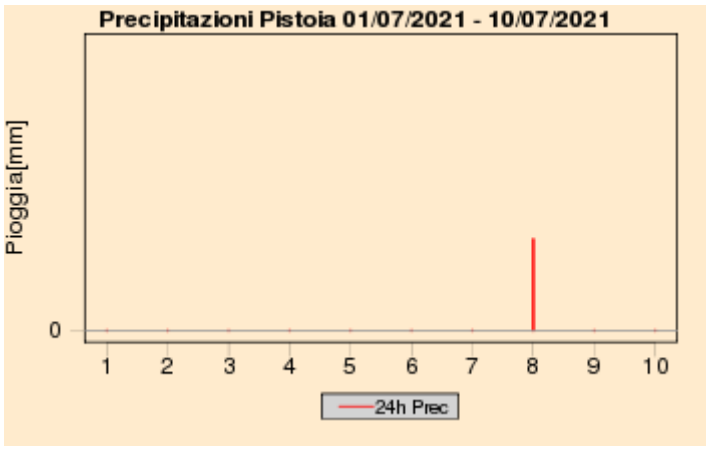

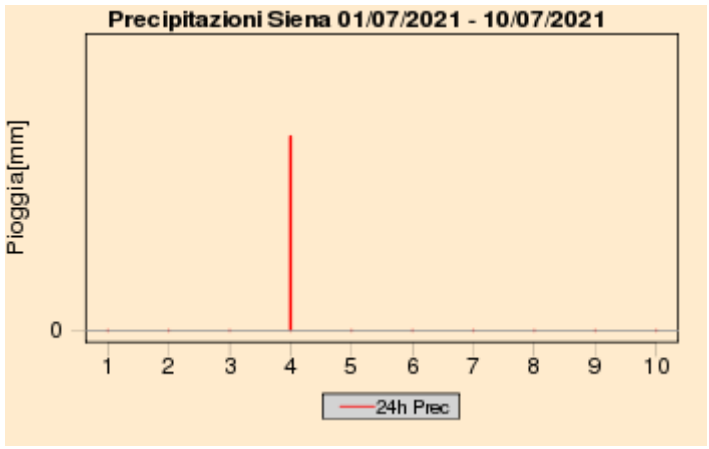

Quadro regionale – Cumulati decadali di precipitazione, anomalia di precipitazione e numero di giorni di pioggia

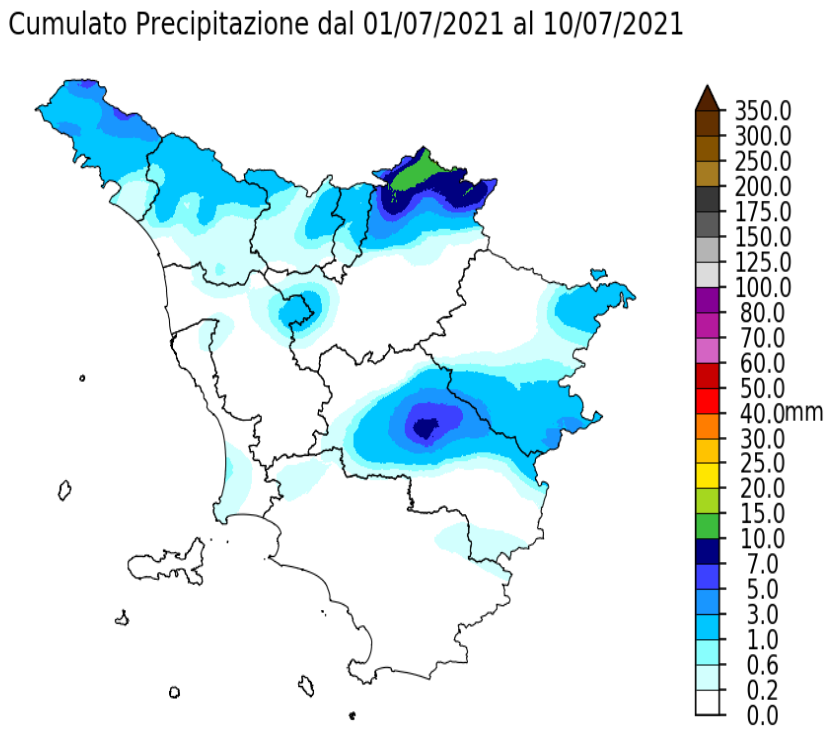

Dati: SIR Regione Toscana, AM, LaMMA

Percentuale di Precipitazione rispetto alla media climatica
dal 01/07/2021 al 10/07/2021

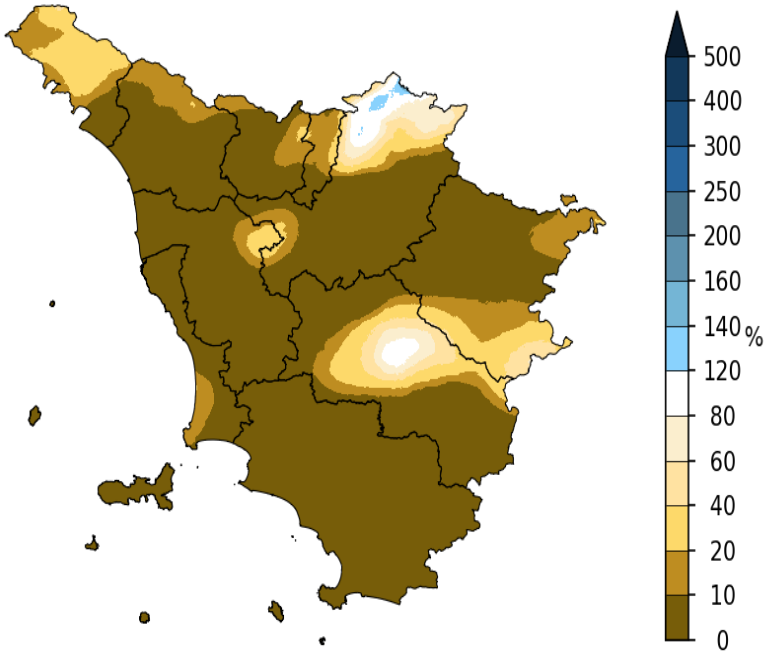

Dati: SIR Regione Toscana, AM, LaMMA

Giorni con Pioggia ≥ di 1 mm dal 01/07/2021 al 10/07/2021

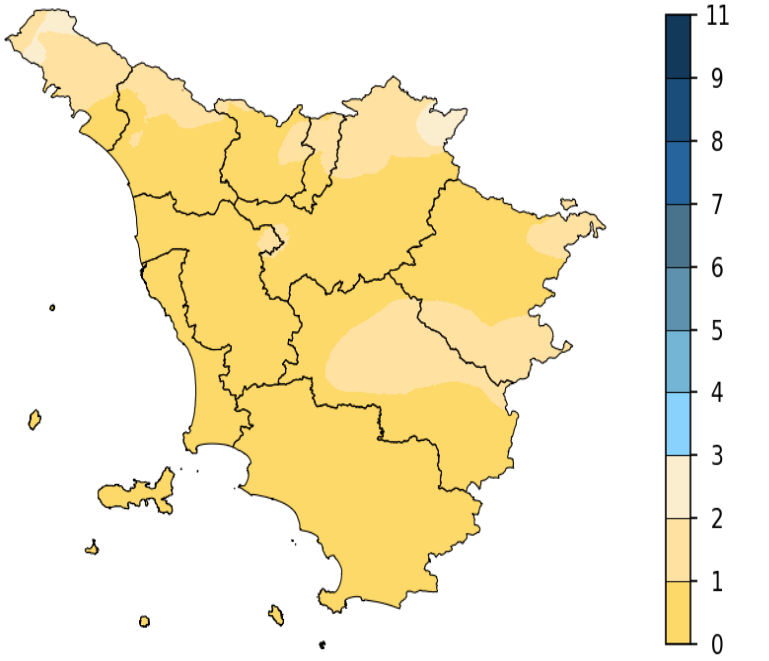

Dati: SIR Regione Toscana, AM, LaMMA

I decade - Quadro regionale – Temperature

La prima decade di Luglio non ha fatto registrare particolari anomalie termiche sulla Toscana; i valori massimi e minimi giornalieri si sono infatti mantenuti costantemente attorno ai valori di riferimento climatologici e di conseguenza non si sono osservate anomalie significative.

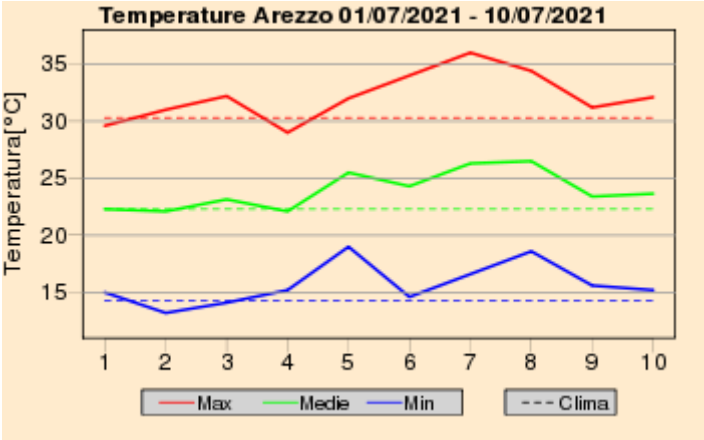

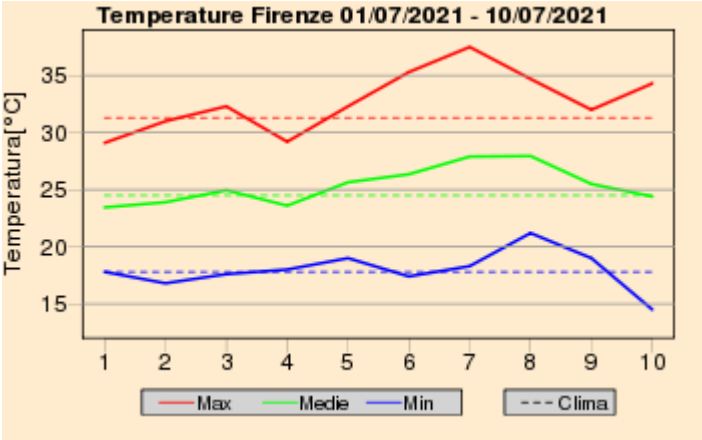

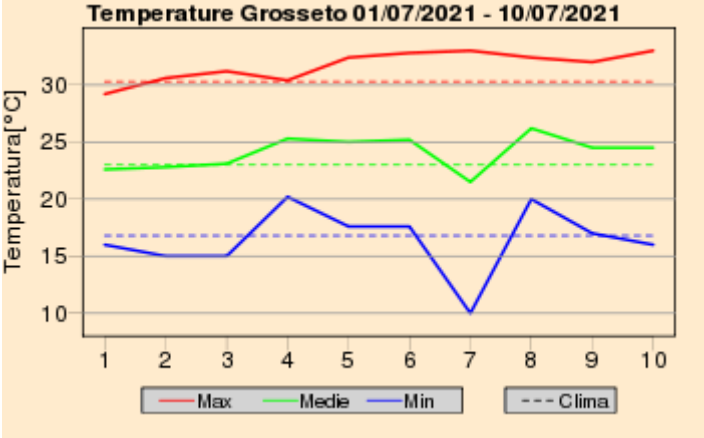

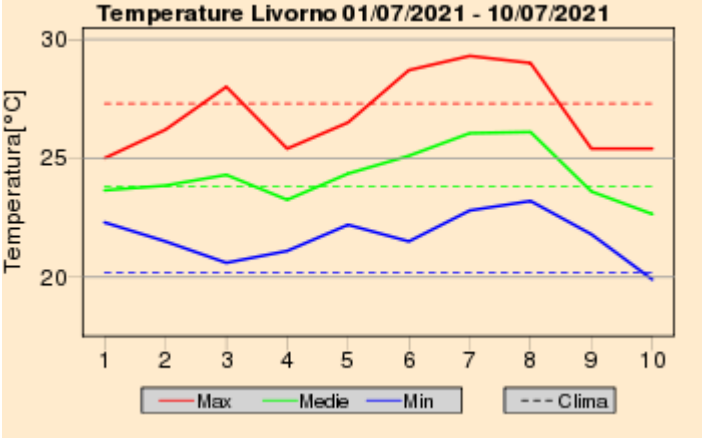

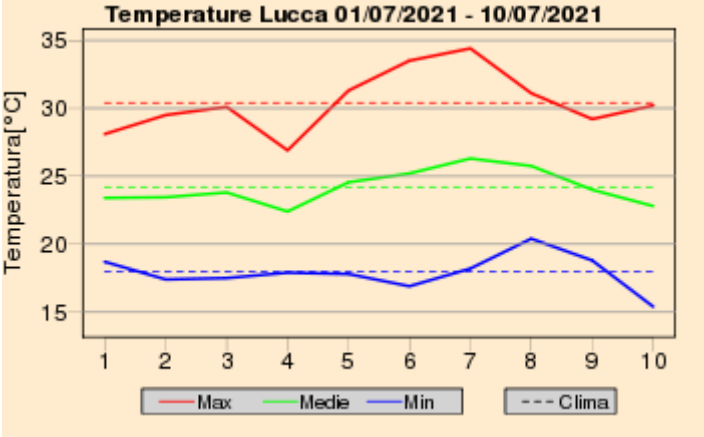

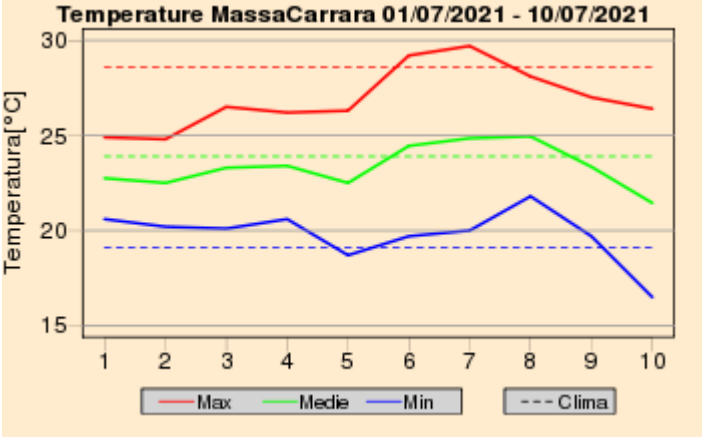

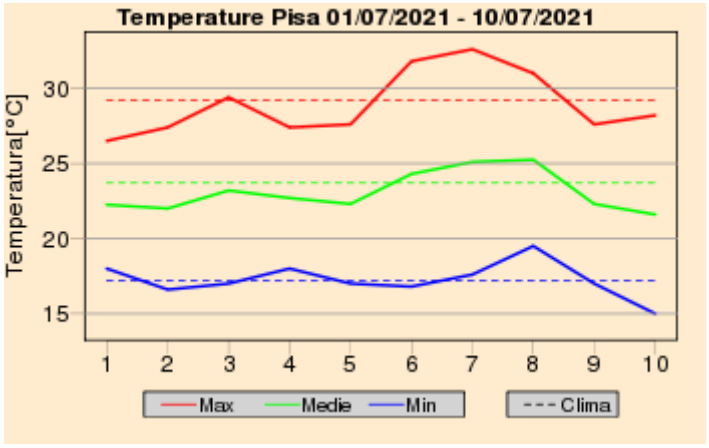

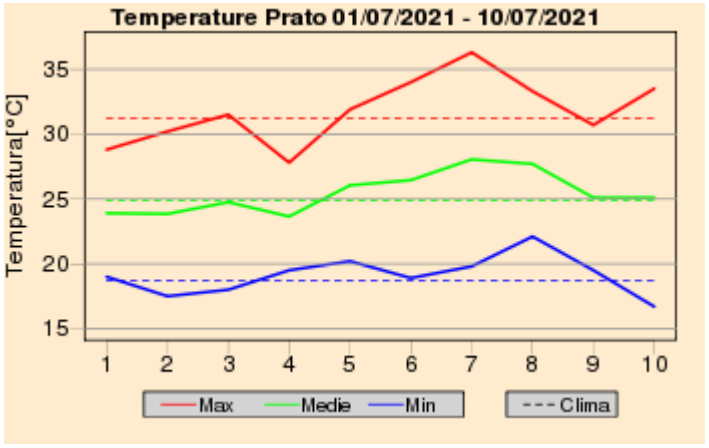

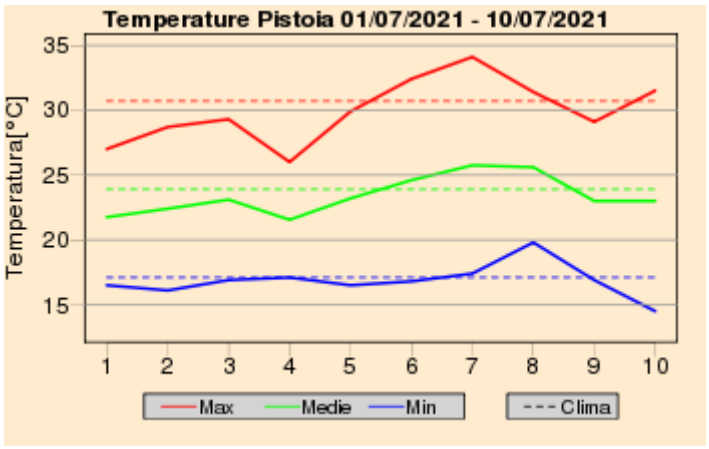

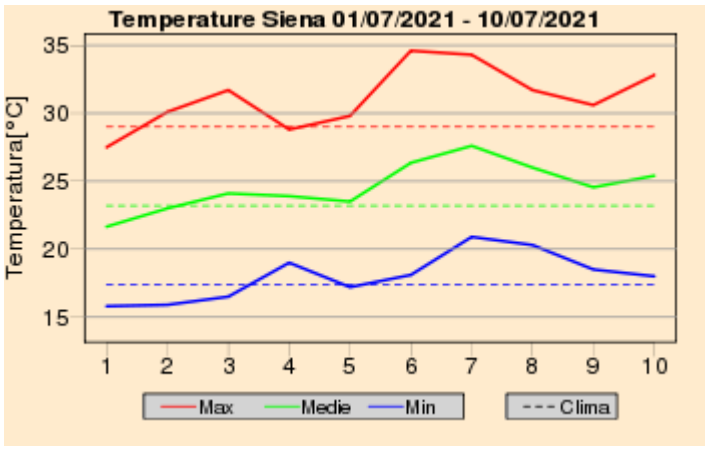

Quadro regionale – Anomalie termiche

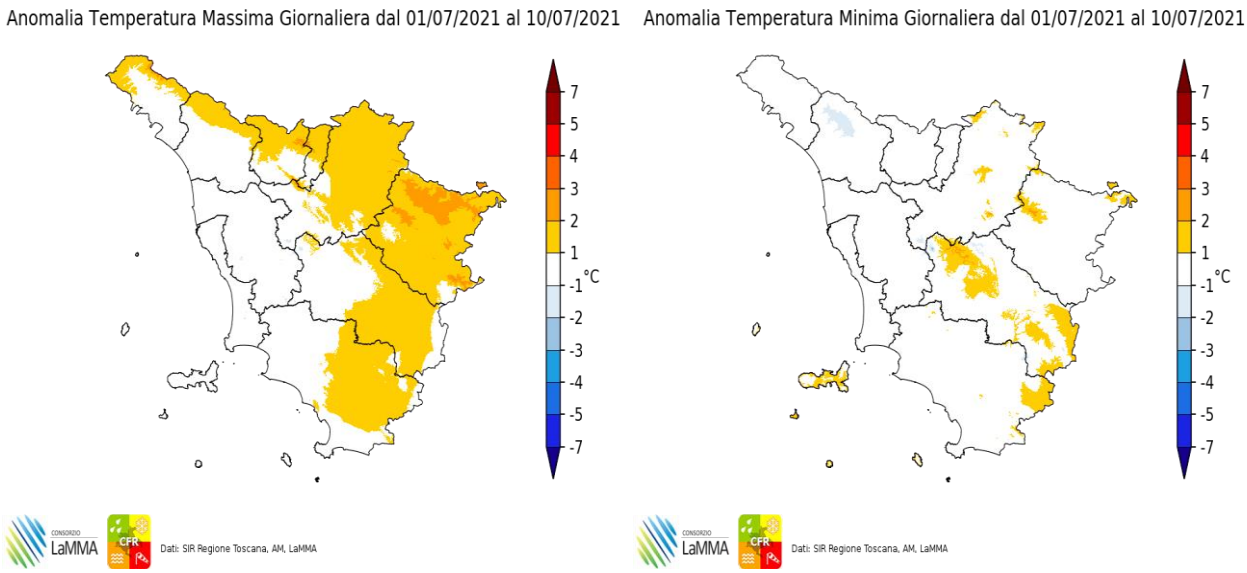

Anomalia termica decadale per le temperature massime e minime giornaliere

Domenica 11 Luglio 2021

Situazione: alta pressione di matrice azzorriana sulla penisola con tempo stabile e senza eccessi di caldo.

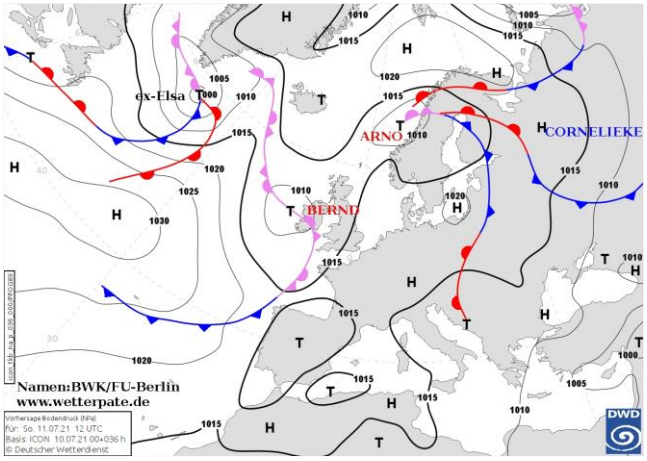

Pressione al suolo e fronti del 11 Luglio alle 12 UTC


Meteosat HRV del 11 Luglio alle 12 UTC

situazione in Toscana



mattina

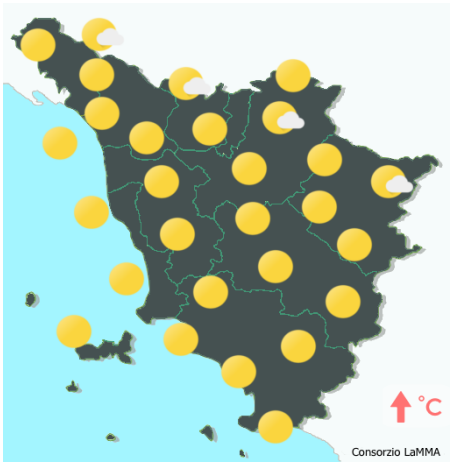

pomeriggio



sera

Stato del cielo: nuvoloso per nubi basse in mattinata sulle zone settentrionali (sereno in montagna), sereno altrove. Sereno o poco nuvoloso nel pomeriggio-sera.

Fenomeni: nessuno.

Venti: deboli da ovest, nord-ovest con locali rinforzi sulla costa.

Mari: poco mossi, localmente e temporaneamente mossi.

Temperature: minime in aumento, massime in diminuzione.

		Arezzo	Firenze	Grosseto	Livorno	Lucca	Massa	Pisa	Pistoia	Prato	Siena
T. min	osservata	N.D.	19	18	22	18	19	17	18	19	17
	anomalia*	N.D.	1	1	2	0	0	0	0	0	-1
T. max	osservata	N.D.	31	31	26	30	27	28	29	30	30
	anomalia*	N.D.	0	0	-1	-1	-2	-2	-2	-1	0
Precipitazione (mm/24ore)		N.D.	0	0	0	0	0	0	0	0	0

*anomalia calcolata sulla base della normale climatica decadale 1981-2010 Dati: SIR-Regione Toscana, AM, LaMMA

Temperatura Minima del 11/07/2021

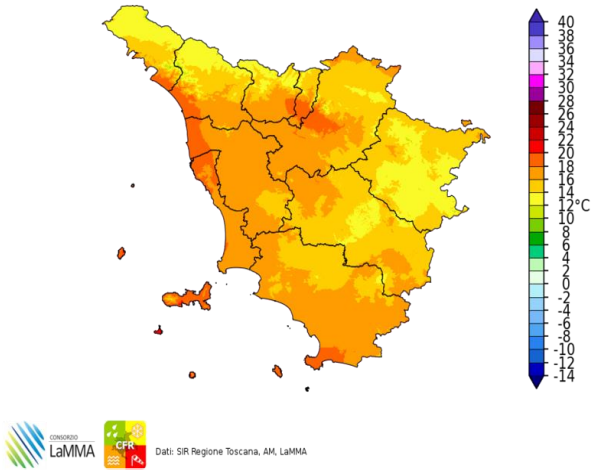

Dati: SIR Regione Toscana, AM, LaMMA

Differenza della Temperatura Minima tra 11/07/2021 e 10/07/2021

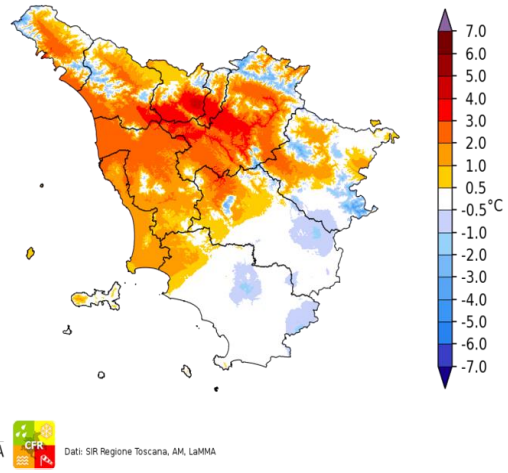

Dati: SIR Regione Toscana, AM, LaMMA

Temperatura Massima del 11/07/2021

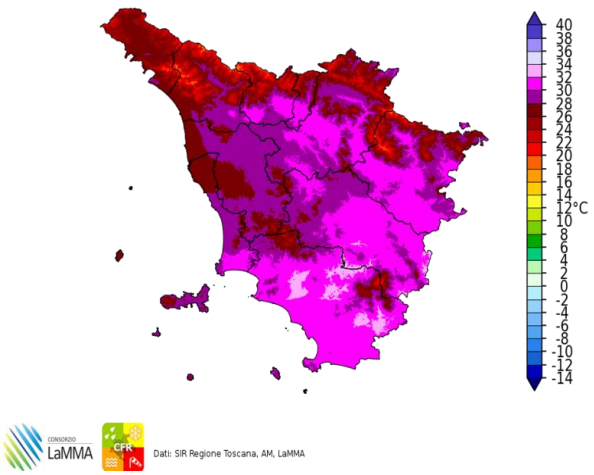

Dati: SIR Regione Toscana, AM, LaMMA

Differenza della Temperatura Massima tra 11/07/2021 e 10/07/2021

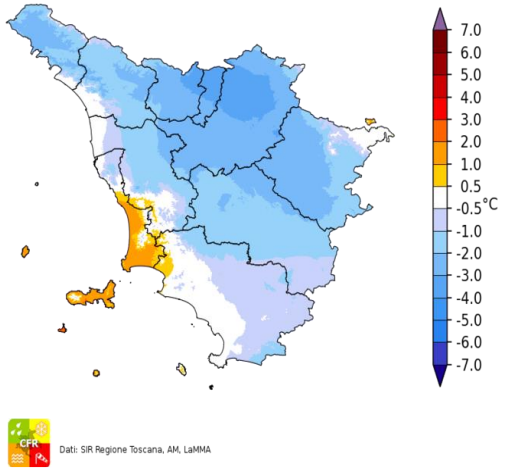

Dati: SIR Regione Toscana, AM, LaMMA

Precipitazione del 11/07/2021

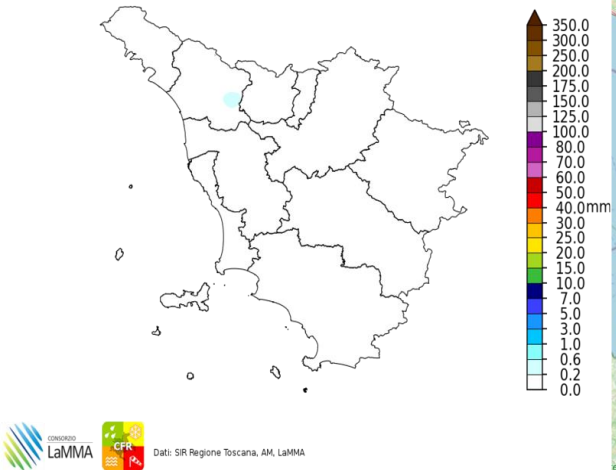

Dati: SIR Regione Toscana, AM, LaMMA

Fulminazioni osservate il giorno 11 Luglio

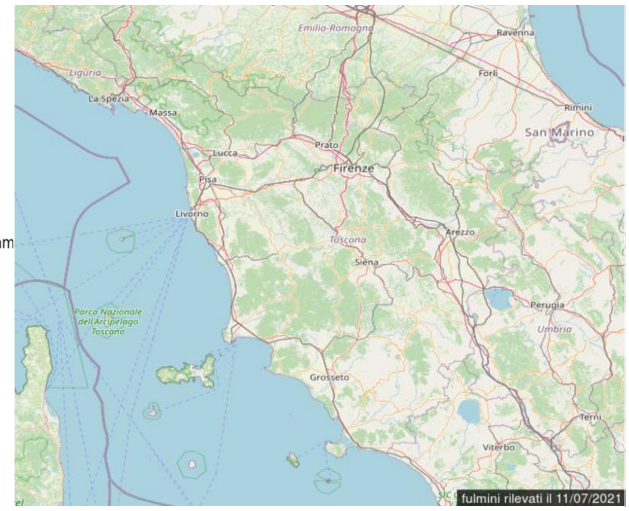

Lunedi' 12 Luglio 2021

Situazione: alta pressione sulla nostra penisola con tempo stabile e senza eccessi di caldo.

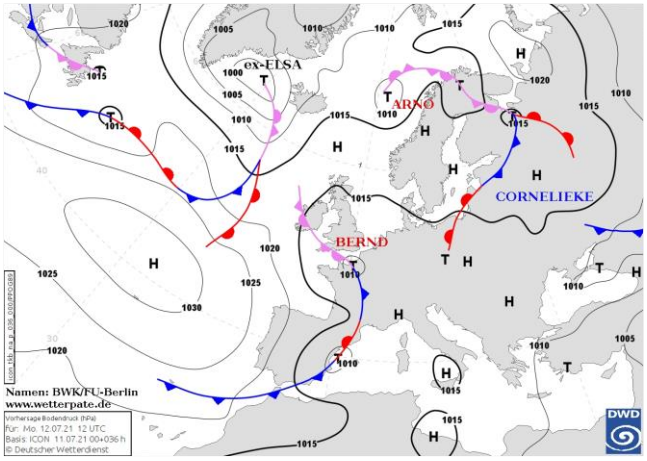

Pressione al suolo e fronti del 12 Luglio alle 12 UTC


Meteosat HRV del 12 Luglio alle 12 UTC

situazione in Toscana

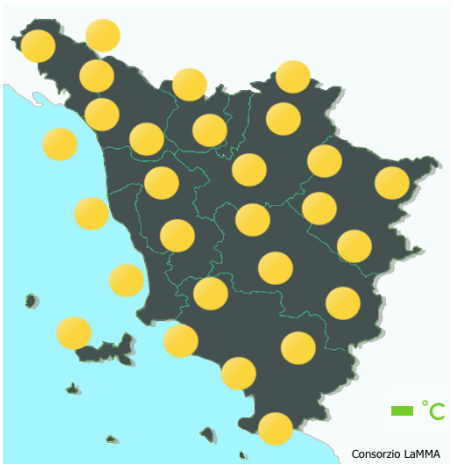

mattina



pomeriggio



sera

Stato del cielo: sereno o poco nuvoloso con nubi in transito nel pomeriggio.

Fenomeni: locali deboli piogge su Apuane e Elba nel pomeriggio.

Venti: deboli; in serata moderati di Scirocco sulla costa.

Mari: poco mossi, mossi in serata.

Temperature: in aumento le massime.

		Arezzo	Firenze	Grosseto	Livorno	Lucca	Massa	Pisa	Pistoia	Prato	Siena
T. min	osservata	19	18	16	21	18	20	16	18	20	17
	anomalia*	4	0	-1	1	0	1	-1	1	1	-1
T. max	osservata	34	34	31	29	32	28	31	31	33	32
	anomalia*	3	2	0	2	0	-1	2	0	1	2
Precipitazione (mm/24ore)		0	0	0	0	0	1	0	0	0	0

*anomalia calcolata sulla base della normale climatica decadale 1981-2010

Dati: SIR-Regione Toscana, AM, LaMMA

Temperatura Minima del 12/07/2021

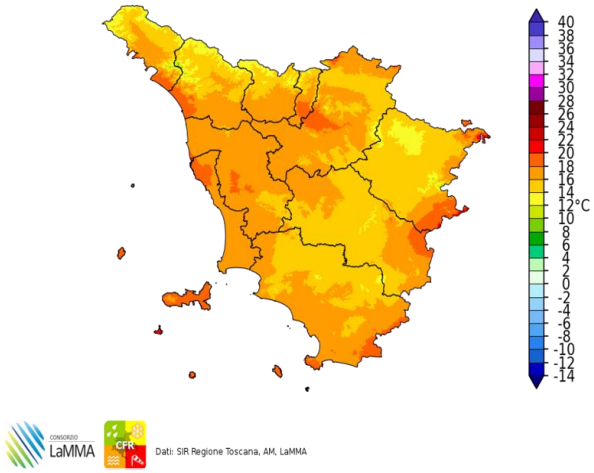

Dati: SIR Regione Toscana, AM, LaMMA

Differenza della Temperatura Minima tra 12/07/2021 e 11/07/2021

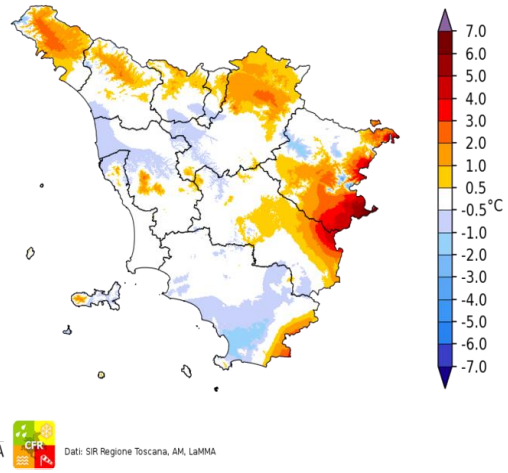

Dati: SIR Regione Toscana, AM, LaMMA

Temperatura Massima del 12/07/2021

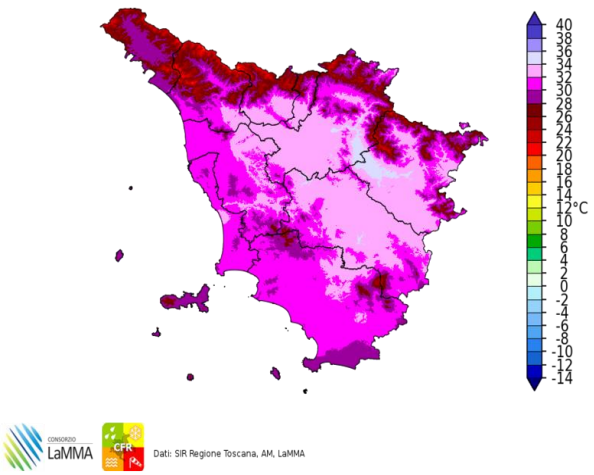

Dati: SIR Regione Toscana, AM, LaMMA

Differenza della Temperatura Massima tra 12/07/2021 e 11/07/2021

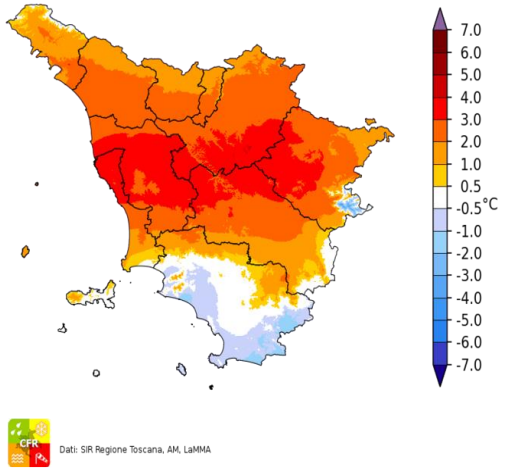

Dati: SIR Regione Toscana, AM, LaMMA

Precipitazione del 12/07/2021

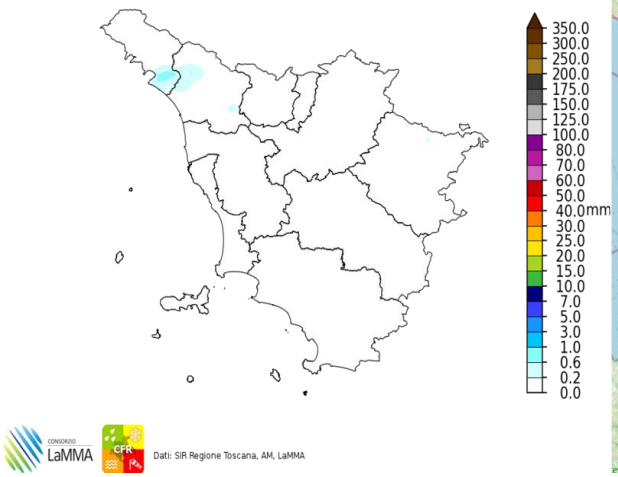

Dati: SIR Regione Toscana, AM, LaMMA

Fulminazioni osservate il giorno 12 Luglio

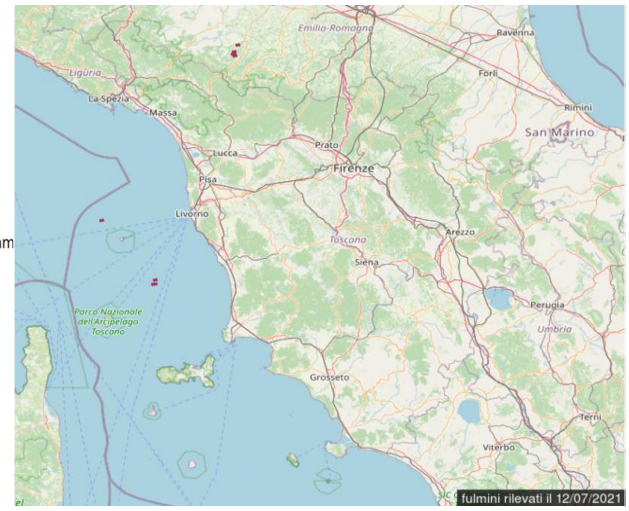

Martedi' 13 Luglio 2021

Situazione: rapido approfondimento della pressione sul Mar Ligure per il transito di una saccatura atlantica.

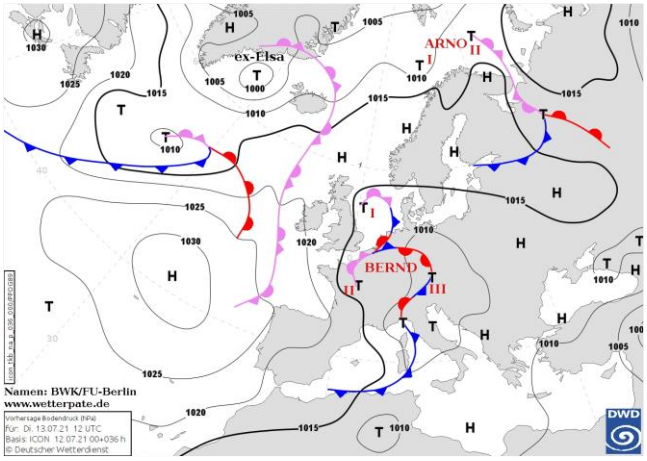

Pressione al suolo e fronti del 13 Luglio alle 12 UTC


Meteosat HRV del 13 Luglio alle 12 UTC

situazione in Toscana



mattina



pomeriggio



sera

Stato del cielo: nuvolosità irregolare

Fenomeni: rovesci e temporali in trasferimento da ovest verso est.

Venti: di Libeccio moderati con rinforzi fino a forti sul litorale settentrionale e sui versanti sottovento dell'Appennino.

Mari: molto mossi a nord dell'Elba dal pomeriggio (agitati in serata), mossi altrove.

Temperature: minime in aumento; massime in calo.

		Arezzo	Firenze	Grosseto	Livorno	Lucca	Massa	Pisa	Pistoia	Prato	Siena
T. min	osservata	18	19	21	22	20	22	20	17	20	18
	anomalia*	4	1	4	2	2	2	3	0	1	0
T. max	osservata	31	29	30	26	27	28	27	27	28	26
	anomalia*	0	-2	-1	-2	-4	-2	-2	-5	-4	-4
Precipitazione (mm/24ore)		0	13	0	1	8	0	7	5	7	1

*anomalia calcolata sulla base della normale climatica decadale 1981-2010 Dati: SIR-Regione Toscana, AM, LaMMA

Temperatura Minima del 13/07/2021

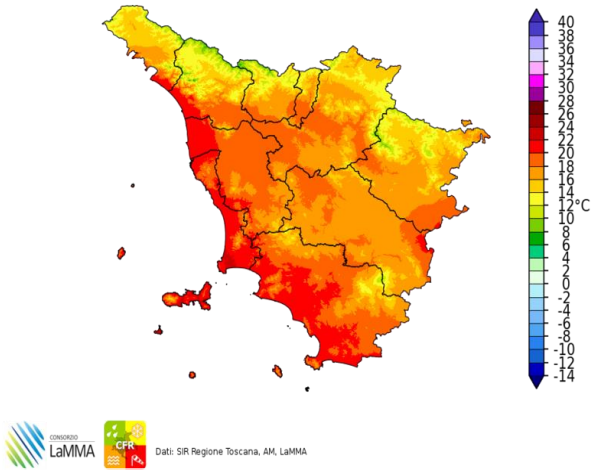

Dati: SIR Regione Toscana, AM, LaMMA

Differenza della Temperatura Minima tra 13/07/2021 e 12/07/2021

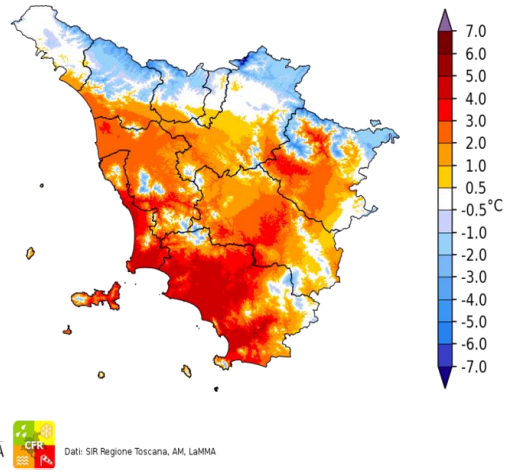

Dati: SIR Regione Toscana, AM, LaMMA

Temperatura Massima del 13/07/2021

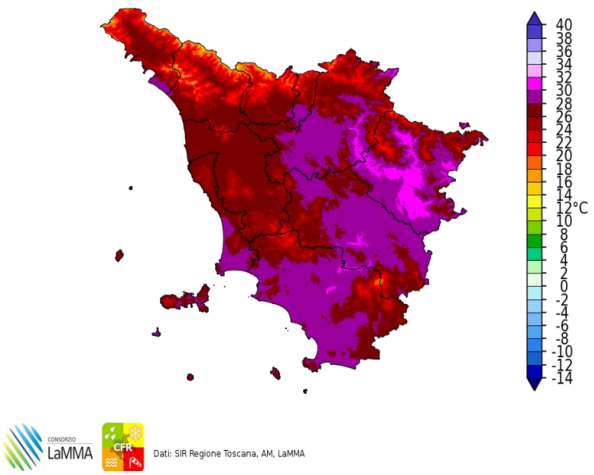

Dati: SIR Regione Toscana, AM, LaMMA

Differenza della Temperatura Massima tra 13/07/2021 e 12/07/2021

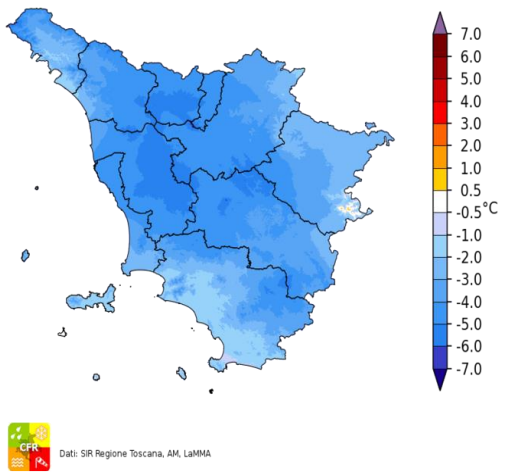

Dati: SIR Regione Toscana, AM, LaMMA

Precipitazione del 13/07/2021

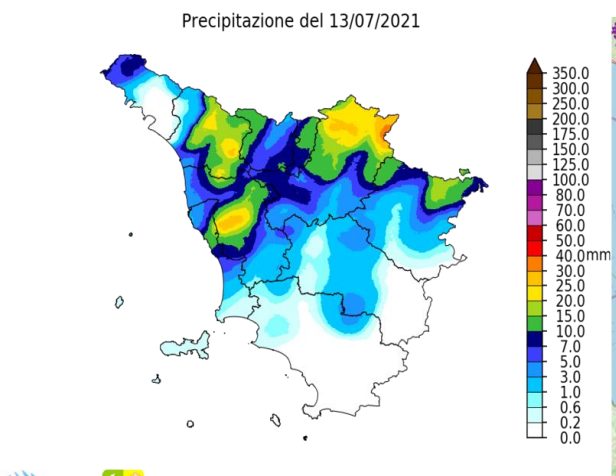

Dati: SIR Regione Toscana, AM, LaMMA

Fulminazioni osservate il giorno 13 Luglio

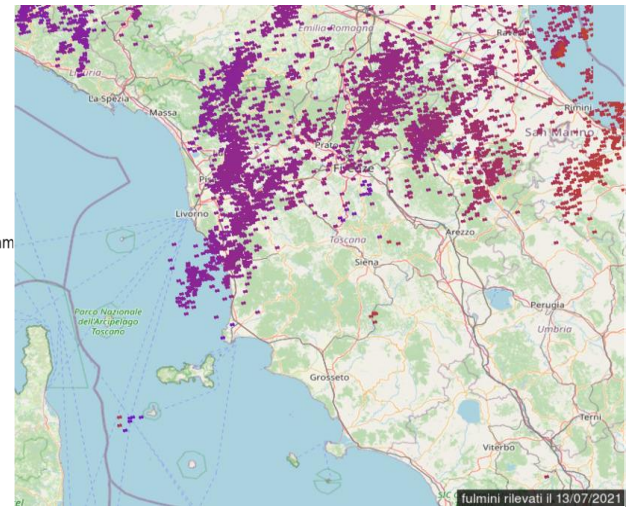

Mercoledi' 14 Luglio 2021

Situazione: flusso occidentale moderatamente instabile sulla Toscana.

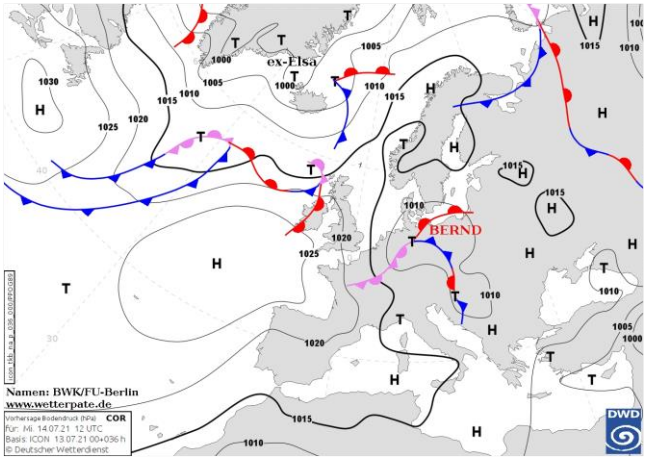

Pressione al suolo e fronti del 14 Luglio alle 12 UTC



Meteosat HRV del 14 Luglio alle 12 UTC

situazione in Toscana



mattina



pomeriggio



sera

Stato del cielo: nuvoloso in mattinata, poco nuvoloso nel pomeriggio.

Fenomeni: piogge sui rilievi di nord-ovest (localmente anche insistenti e relativamente abbondanti), e qualche breve rovescio sulle zone interne in mattinata

Venti: occidentali da deboli a moderati con rinforzi fino a forti sul litorale settentrionale e sui rilievi.

Mari: mossi o molto mossi i bacini settentrionali.

Temperature: in deciso calo, massime sui 25-26 gradi.

		Arezzo	Firenze	Grosseto	Livorno	Lucca	Massa	Pisa	Pistoia	Prato	Siena
T. min	osservata	16	17	16	20	17	19	17	16	18	16
	anomalia*	1	-1	0	0	-1	0	0	-1	-1	-2
T. max	osservata	28	27	29	23	25	24	24	24	26	24
	anomalia*	-3	-5	-2	-5	-6	-6	-5	-7	-6	-5
Precipitazione (mm/24ore)		0	2	0	0	0	0	0	0	0	0

*anomalia calcolata sulla base della normale climatica decadale 1981-2010 Dati: SIR-Regione Toscana, AM, LaMMA

Temperatura Minima del 14/07/2021

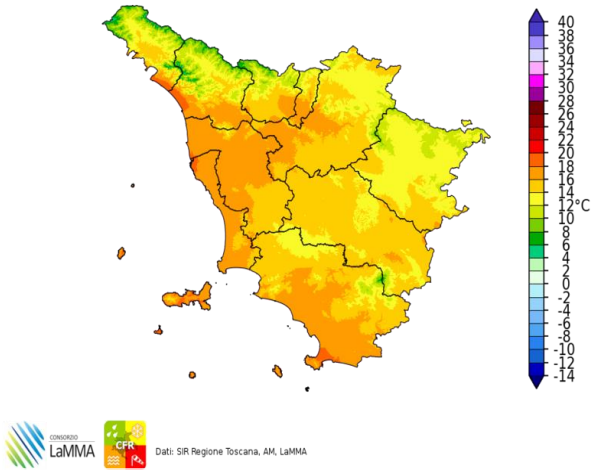

Dati: SIR Regione Toscana, AM, LaMMA

Differenza della Temperatura Minima tra 14/07/2021 e 13/07/2021

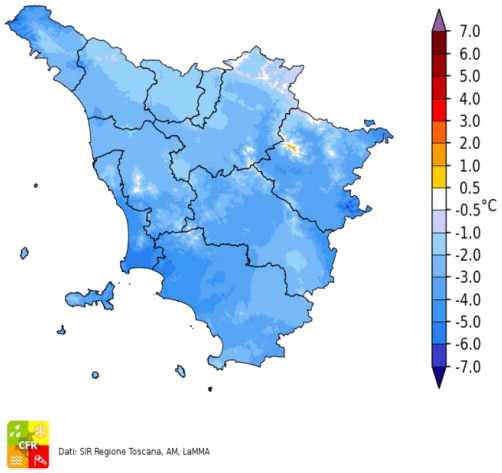

Dati: SIR Regione Toscana, AM, LaMMA

Temperatura Massima del 14/07/2021

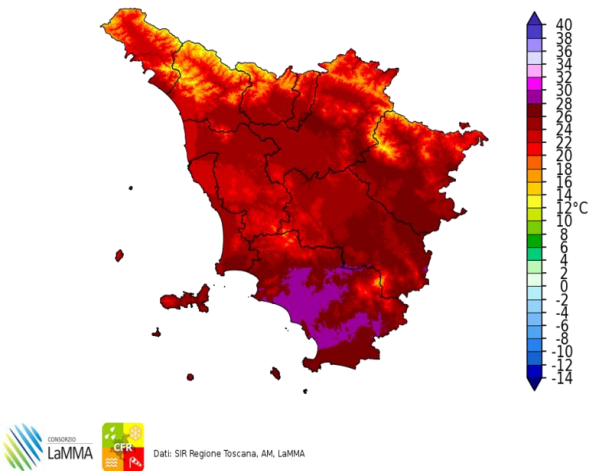

Dati: SIR Regione Toscana, AM, LaMMA

Differenza della Temperatura Massima tra 14/07/2021 e 13/07/2021

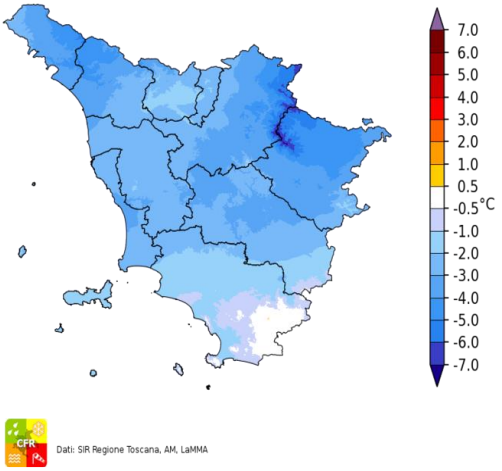

Dati: SIR Regione Toscana, AM, LaMMA

Precipitazione del 14/07/2021

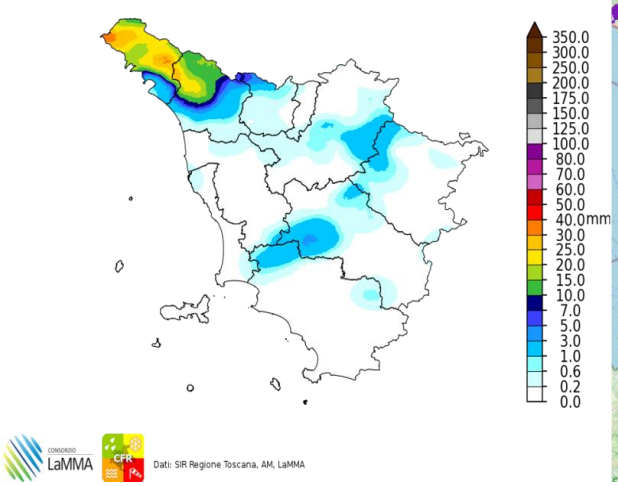

Dati: SIR Regione Toscana, AM, LaMMA

Fulminazioni osservate il giorno 14 Luglio

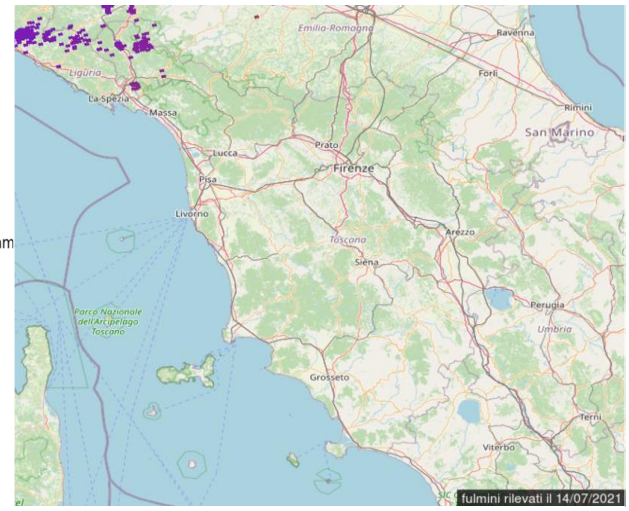

Giovedi' 15 Luglio 2021

Situazione: un nucleo di aria fresca alla media troposfera, enucleato dal flusso perturbato atlantico (cut-off), interessa l'Europa centrale e le regioni centro settentrionali italiane mantenendo condizioni di locale instabilità.

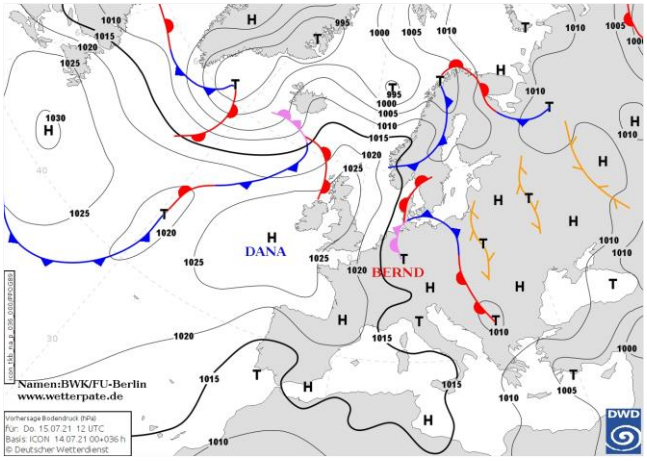

Pressione al suolo e fronti del 15 Luglio alle 12 UTC

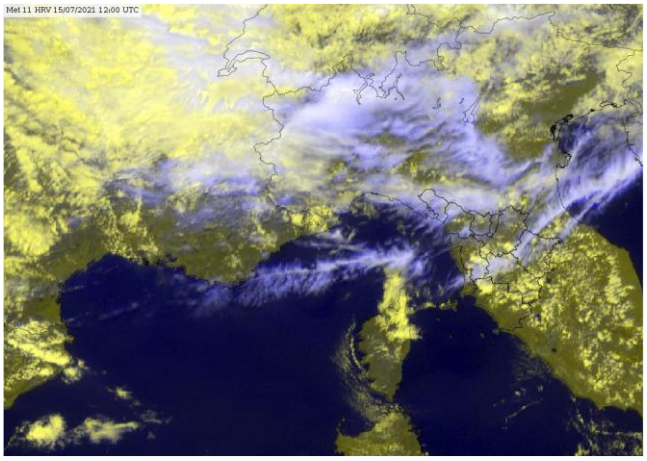
Meteosat HRV del 15 Luglio alle 12 UTC

situazione in Toscana

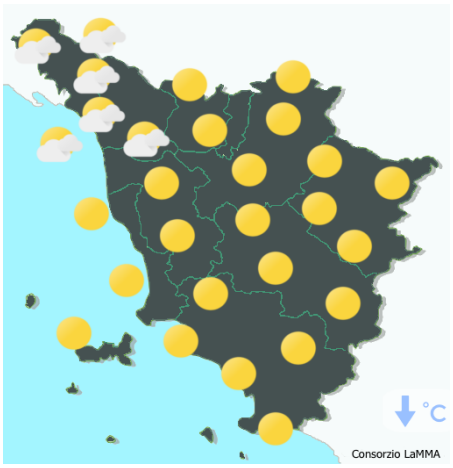

mattina



pomeriggio



sera

Stato del cielo: parzialmente nuvoloso o velato; nel pomeriggio addensamenti più consistenti sui rilievi centro meridionali.

Fenomeni: rovesci sparsi nel pomeriggio sulle zone interne centro meridionali.

Venti: in prevalenza deboli occidentali, fino a localmente moderati.

Mari: mossi o localmente molto mossi.

Temperature: in aumento ma gradevoli.

		Arezzo	Firenze	Grosseto	Livorno	Lucca	Massa	Pisa	Pistoia	Prato	Siena
T. min	osservata	11	15	15	20	17	18	16	15	16	15
	anomalia*	-4	-3	-2	-1	-1	-1	-1	-2	-2	-3
T. max	osservata	29	30	30	24	28	27	27	28	29	28
	anomalia*	-2	-2	0	-4	-3	-2	-3	-3	-2	-2
Precipitazione (mm/24ore)		0	0	0	0	0	0	0	0	0	4

*anomalia calcolata sulla base della normale climatica decadale 1981-2010 Dati: SIR-Regione Toscana, AM, LaMMA

Temperatura Minima del 15/07/2021

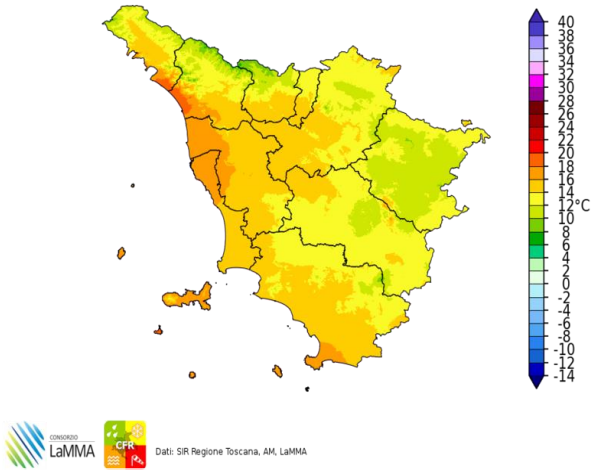

Dati: SIR Regione Toscana, AM, LaMMA

Differenza della Temperatura Minima tra 15/07/2021 e 14/07/2021

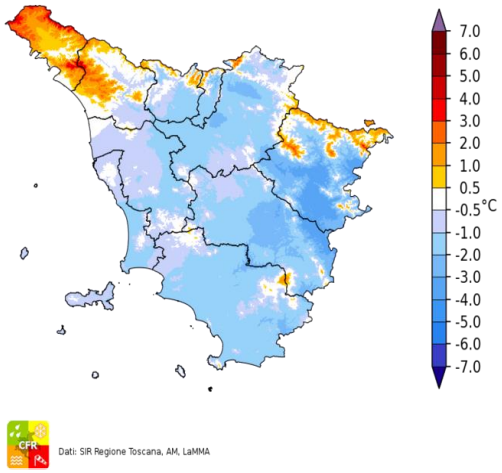

Dati: SIR Regione Toscana, AM, LaMMA

Temperatura Massima del 15/07/2021

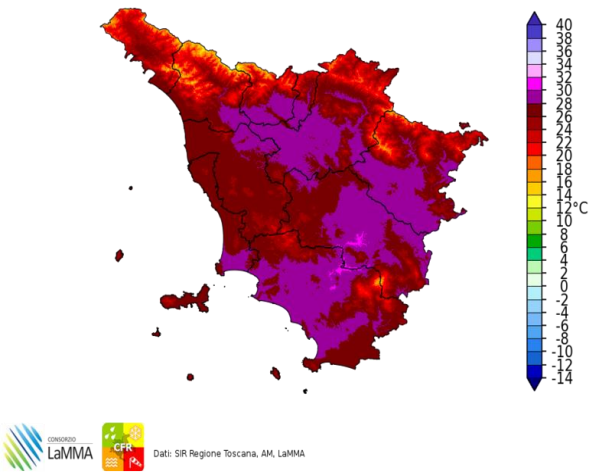

Dati: SIR Regione Toscana, AM, LaMMA

Differenza della Temperatura Massima tra 15/07/2021 e 14/07/2021

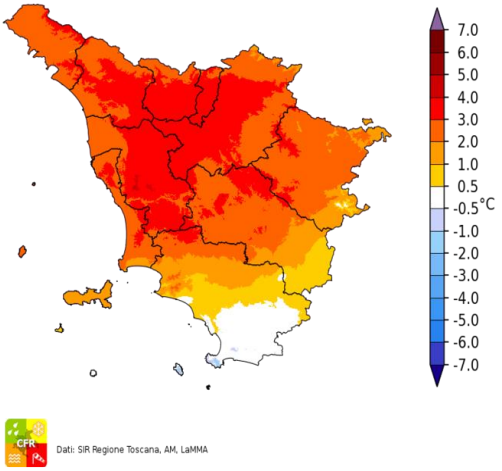

Dati: SIR Regione Toscana, AM, LaMMA

Precipitazione del 15/07/2021

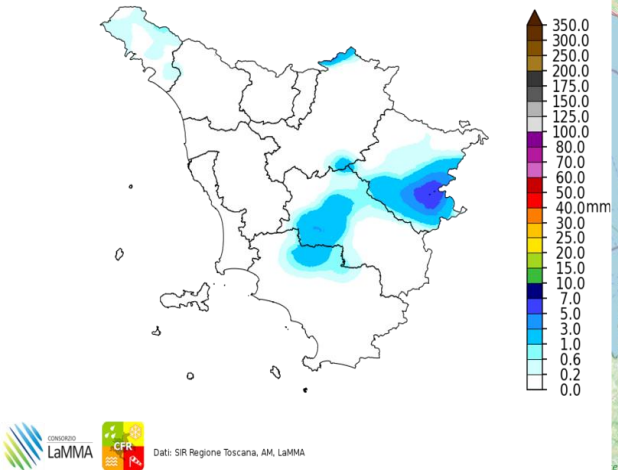

Dati: SIR Regione Toscana, AM, LaMMA

Fulminazioni osservate il giorno 15 Luglio

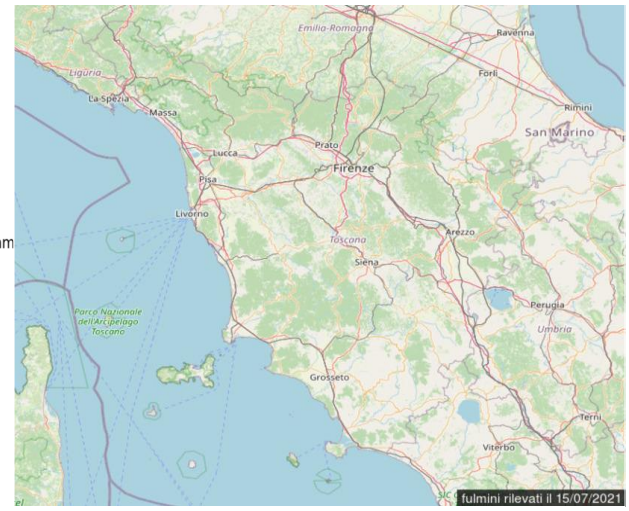

Venerdi' 16 Luglio 2021

Situazione: transito di una perturbazione in quota.

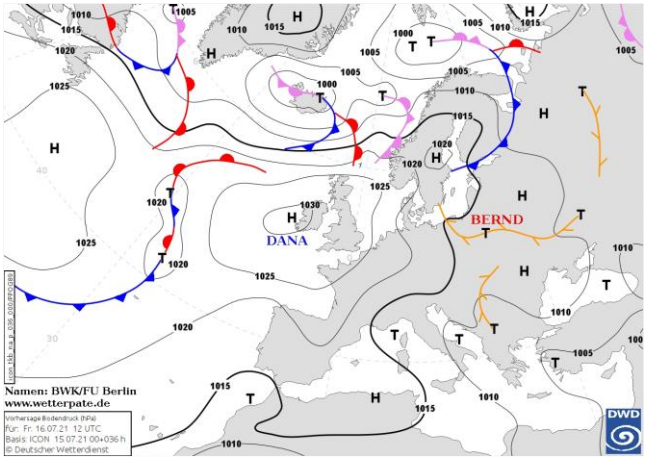

Pressione al suolo e fronti del 16 Luglio alle 12 UTC


Meteosat HRV del 16 Luglio alle 12 UTC

situazione in Toscana



mattina



pomeriggio



sera

Stato del cielo: nuvoloso.

Fenomeni: precipitazioni sparse, in mattinata sulle zone interne deboli o al più moderate, nel pomeriggio in prevalenza sulla costa e sui rilievi a carattere di rovescio o temporale, localmente anche forte.

Venti: deboli sulle zone interne, fino a moderati lungo la costa dal pomeriggio.

Mari: tra poco mossi e mossi.

Temperature: in aumento le minime, in calo le massime.

		Arezzo	Firenze	Grosseto	Livorno	Lucca	Massa	Pisa	Pistoia	Prato	Siena
T. min	osservata	18	19	17	20	18	20	18	18	19	17
	anomalia*	4	1	0	0	0	1	1	1	0	-1
T. max	osservata	26	29	29	26	29	26	28	27	27	25
	anomalia*	-4	-3	-2	-1	-2	-3	-2	-5	-4	-5
Precipitazione (mm/24ore)		1	1	16	0	3	0	0	0	0	13

*anomalia calcolata sulla base della normale climatica decadale 1981-2010 Dati: SIR-Regione Toscana, AM, LaMMA

Sabato 17 Luglio 2021

Situazione: un vortice di aria fredda in quota è posizionato sull'Europa centrale e interessa anche la nostra penisola ove rinnova condizioni di instabilità, soprattutto al centro sud.

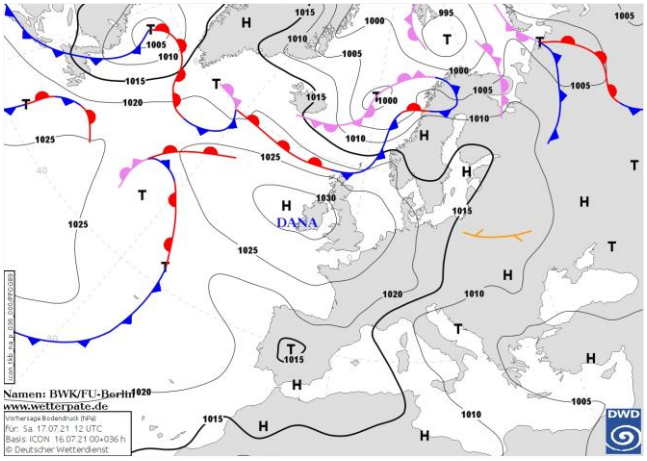

Pressione al suolo e fronti del 17 Luglio alle 12 UTC

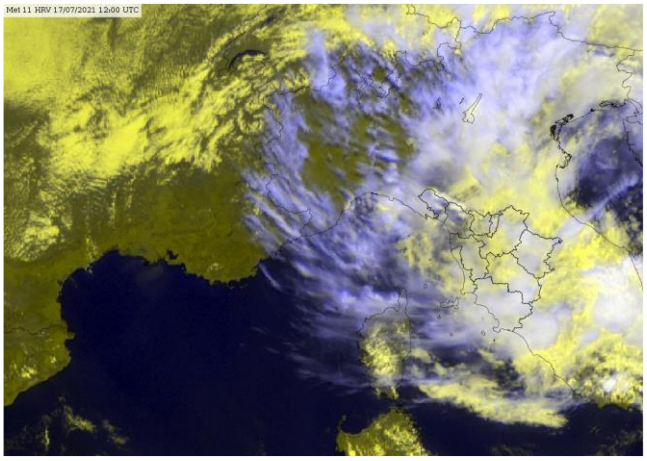
Meteosat HRV del 17 Luglio alle 12 UTC

situazione in Toscana



mattina



pomeriggio



sera

Stato del cielo: inizialmente molto nuvoloso o coperto; dal pomeriggio schiarite a partire dalle zone interne settentrionali fino a cielo poco nuvoloso in serata ad eccezione di residui addensamenti sul nord ovest.

Fenomeni: precipitazioni generalmente deboli nella prima parte della giornata sulle province di Firenze, Arezzo, Siena e Grosseto.

Venti: deboli settentrionali sulle zone interne, fino a moderati sulla costa e sui rilievi.

Mari: tra poco mossi e temporaneamente mossi.

Temperature: in calo.

		Arezzo	Firenze	Grosseto	Livorno	Lucca	Massa	Pisa	Pistoia	Prato	Siena
T. min	osservata	N.D.	19	16	20	16	20	16	18	20	17
	anomalia*	N.D.	2	-1	0	-2	1	-1	0	1	-1
T. max	osservata	N.D.	28	26	25	27	29	28	26	28	24
	anomalia*	N.D.	-3	-5	-3	-4	-1	-2	-5	-4	-6
Precipitazione (mm/24ore)		N.D.	0	0	0	0	0	0	0	0	0

*anomalia calcolata sulla base della normale climatica decadale 1981-2010 Dati: SIR-Regione Toscana, AM, LaMMA

Temperatura Minima del 17/07/2021

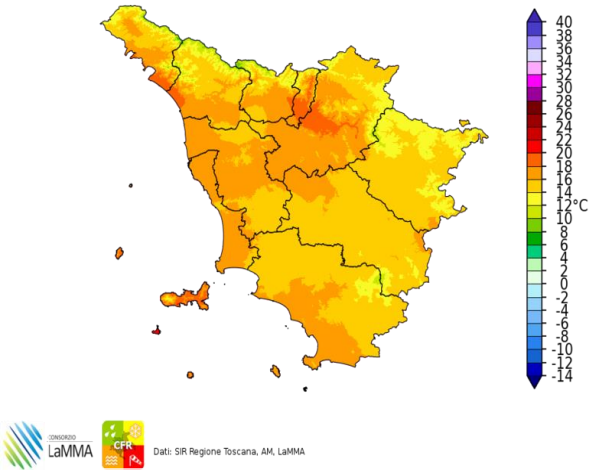

Dati: SIR Regione Toscana, AM, LaMMA

Differenza della Temperatura Minima tra 17/07/2021 e 16/07/2021

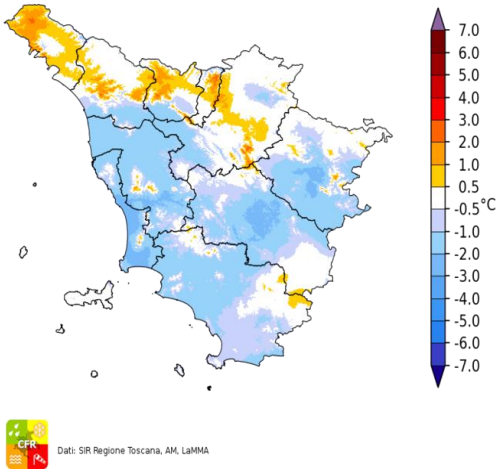

Dati: SIR Regione Toscana, AM, LaMMA

Temperatura Massima del 17/07/2021

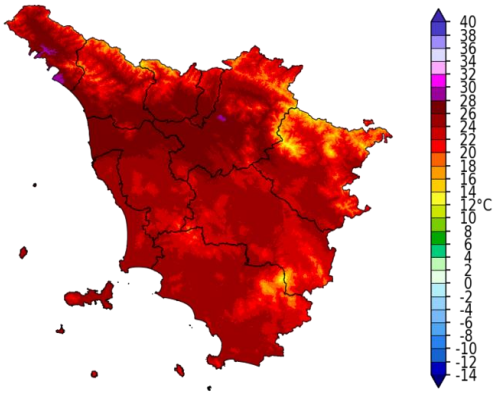

Dati: SIR Regione Toscana, AM, LaMMA

Differenza della Temperatura Massima tra 17/07/2021 e 16/07/2021

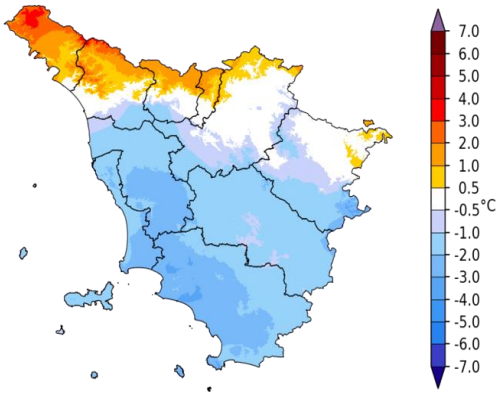

Dati: SIR Regione Toscana, AM, LaMMA

Precipitazione del 17/07/2021

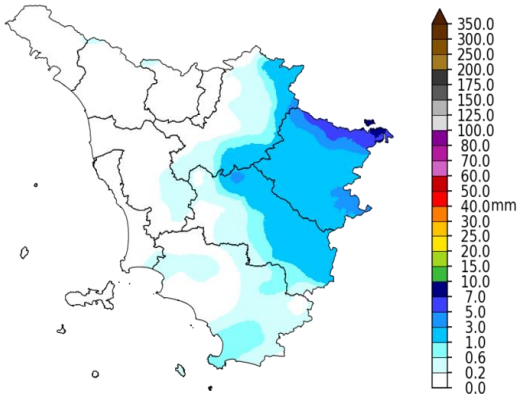

Dati: SIR Regione Toscana, AM, LaMMA

Fulminazioni osservate il giorno 17 Luglio

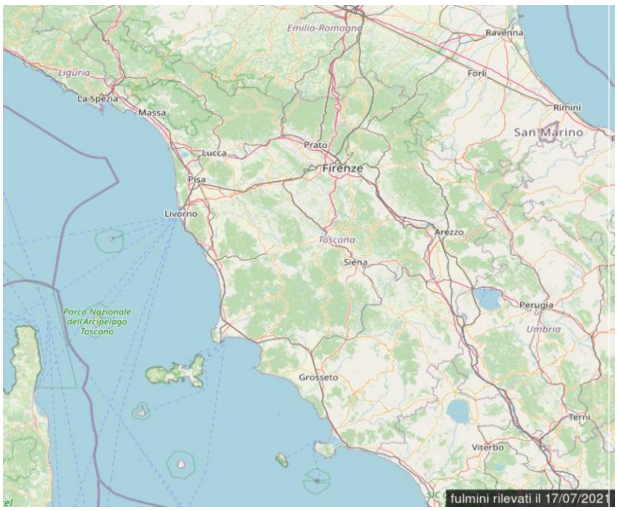

Domenica 18 Luglio 2021

Situazione: una perturbazione in quota staziona sul sud Italia favorisce spiccata instabilità, sul nord la pressione è in graduale aumento.

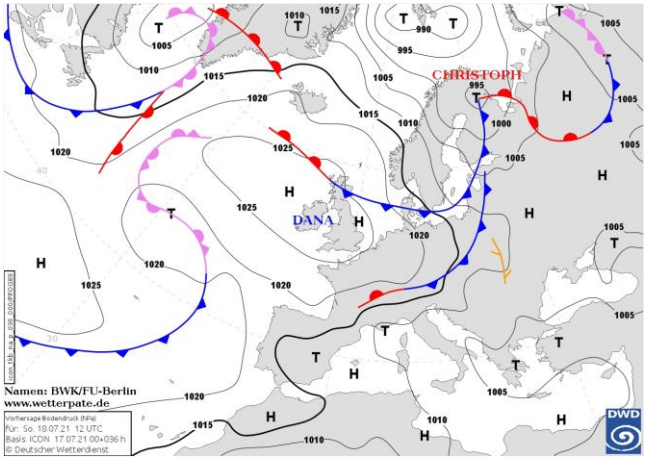

Pressione al suolo e fronti del 18 Luglio alle 12 UTC

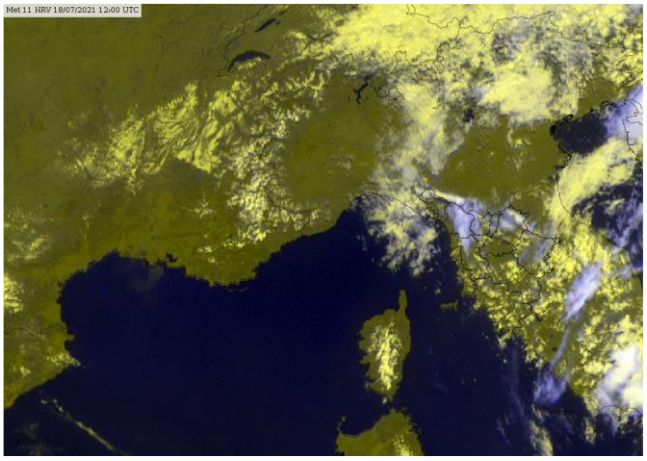
Meteosat HRV del 18 Luglio alle 12 UTC

situazione in Toscana

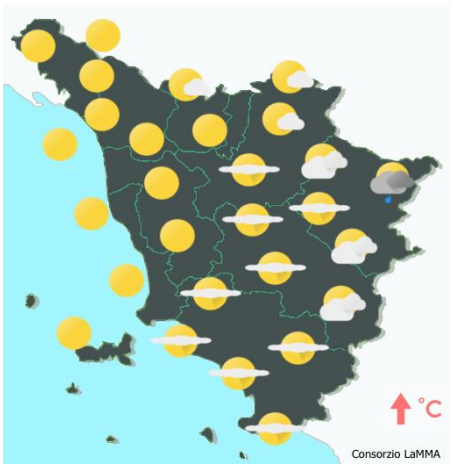

mattina



pomeriggio



sera

Stato del cielo: poco nuvoloso con temporanei addensamenti, più consistenti in Appennino e zone centro meridionali.

Fenomeni: nessuno.

Venti: moderati di Grecale.

Mari: poco mossi, localmente mossi i settori meridionali nel pomeriggio.

Temperature: in deciso rialzo, in particolare nelle zone interne prossime alla costa.

		Arezzo	Firenze	Grosseto	Livorno	Lucca	Massa	Pisa	Pistoia	Prato	Siena
T. min	osservata	N.D.	17	18	21	18	20	17	19	21	20
	anomalia*	N.D.	0	1	0	1	1	0	2	2	2
T. max	osservata	N.D.	33	34	27	33	30	33	32	33	30
	anomalia*	N.D.	1	3	0	2	1	4	1	1	0
Precipitazione (mm/24ore)		N.D.	0	0	0	0	0	0	0	0	0

*anomalia calcolata sulla base della normale climatica decadale 1981-2010 Dati: SIR-Regione Toscana, AM, LaMMA

Temperatura Minima del 18/07/2021

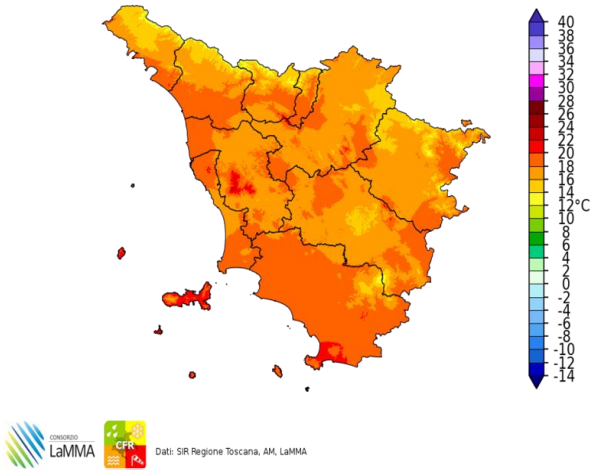

Dati: SIR Regione Toscana, AM, LaMMA

Differenza della Temperatura Minima tra 18/07/2021 e 17/07/2021

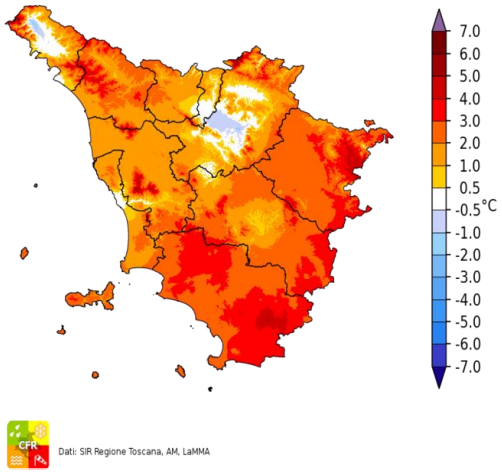

Dati: SIR Regione Toscana, AM, LaMMA

Temperatura Massima del 18/07/2021



Dati: SIR Regione Toscana, AM, LaMMA

Differenza della Temperatura Massima tra 18/07/2021 e 17/07/2021

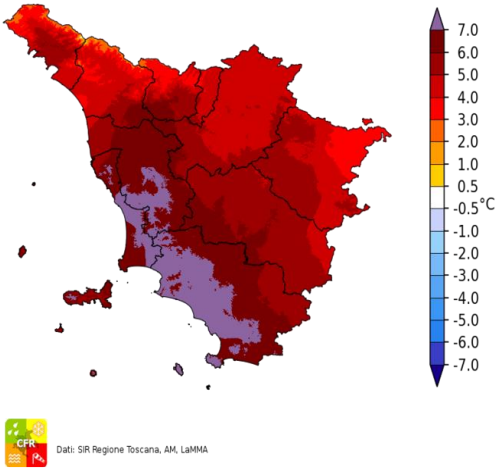

Dati: SIR Regione Toscana, AM, LaMMA

Precipitazione del 18/07/2021

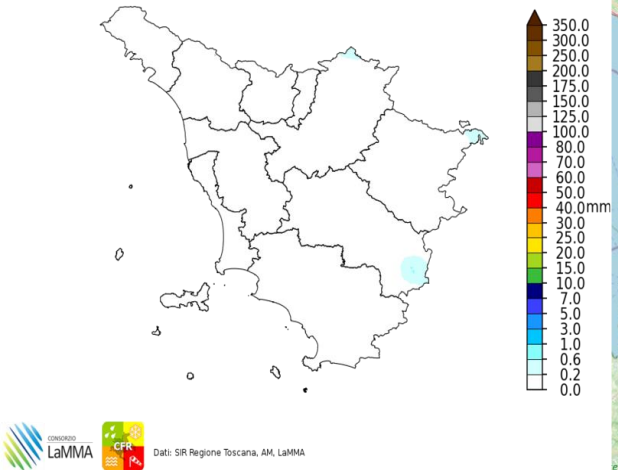

Dati: SIR Regione Toscana, AM, LaMMA

Fulminazioni osservate il giorno 18 Luglio

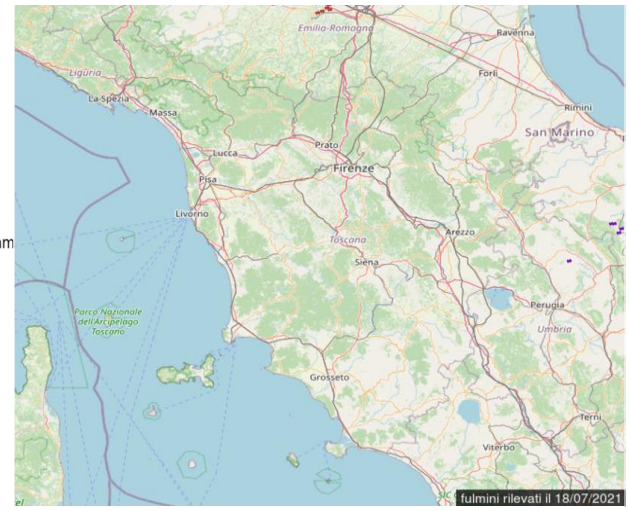

Lunedi' 19 Luglio 2021

Situazione: rimonta dell'alta pressione sul Mediterraneo centro-occidentale.

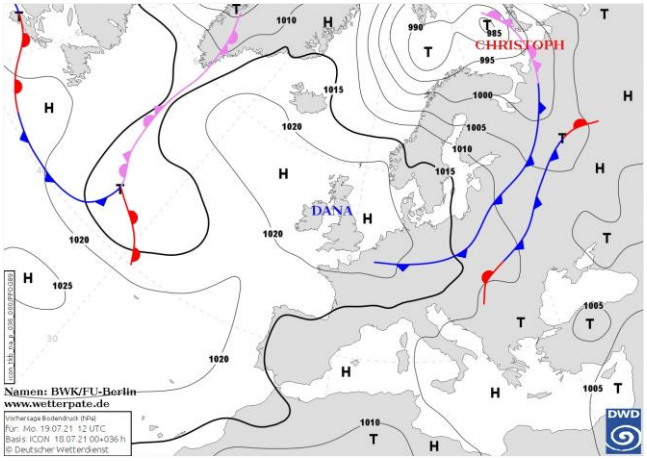

Pressione al suolo e fronti del 19 Luglio alle 12 UTC

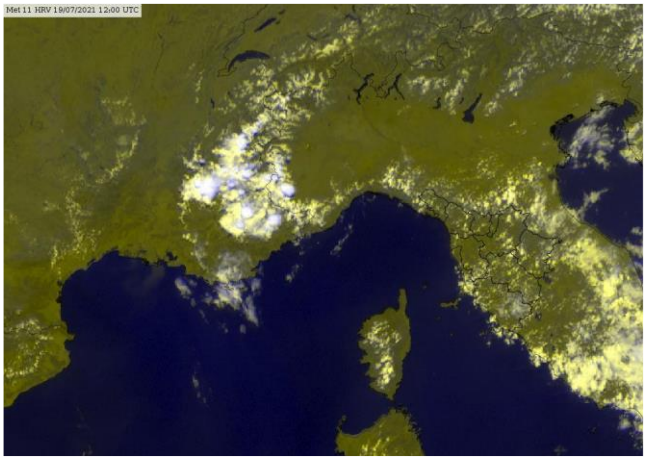
Meteosat HRV del 19 Luglio alle 12 UTC

situazione in Toscana

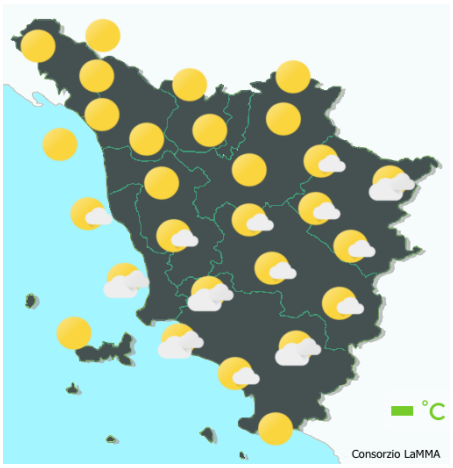

mattina



pomeriggio



sera

Stato del cielo: prevalentemente sereno.

Fenomeni: nessuno.

Venti: moderati settentrionali con rinforzi di Maestrale nel pomeriggio in Maremma. Attenuazione in serata.

Mari: in prevalenza poco mossi, temporaneamente mossi al largo a sud dell'Elba.

Temperature: in aumento.

		Arezzo	Firenze	Grosseto	Livorno	Lucca	Massa	Pisa	Pistoia	Prato	Siena
T. min	osservata	24	21	21	25	20	23	21	20	22	19
	anomalia*	10	3	4	4	2	3	4	3	4	2
T. max	osservata	31	33	34	30	34	31	34	32	33	30
	anomalia*	0	2	3	2	3	2	5	1	1	1
Precipitazione (mm/24ore)		0	0	0	0	0	0	0	0	0	0

*anomalia calcolata sulla base della normale climatica decadale 1981-2010

Dati: SIR-Regione Toscana, AM, LaMMA

Temperatura Minima del 19/07/2021

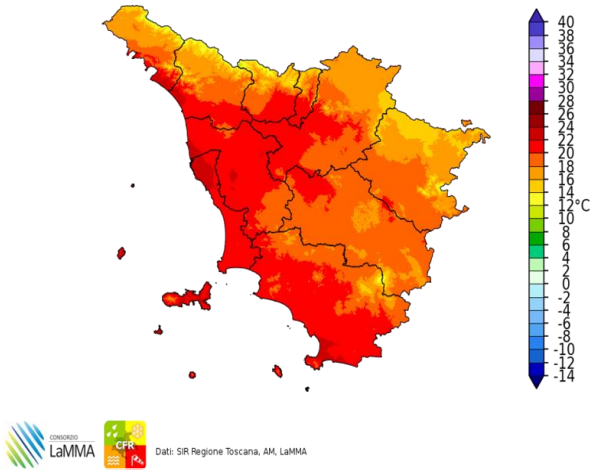

Dati: SIR Regione Toscana, AM, LaMMA

Differenza della Temperatura Minima tra 19/07/2021 e 18/07/2021

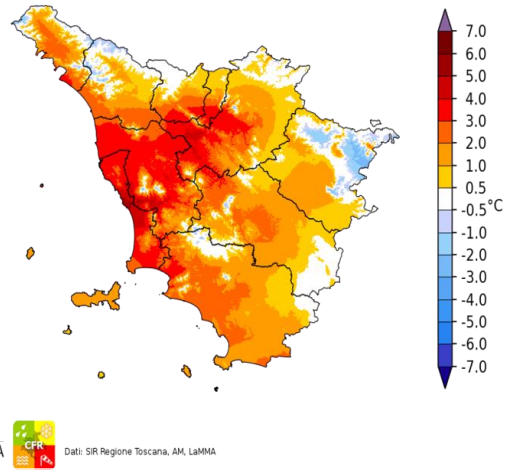

Dati: SIR Regione Toscana, AM, LaMMA

Temperatura Massima del 19/07/2021

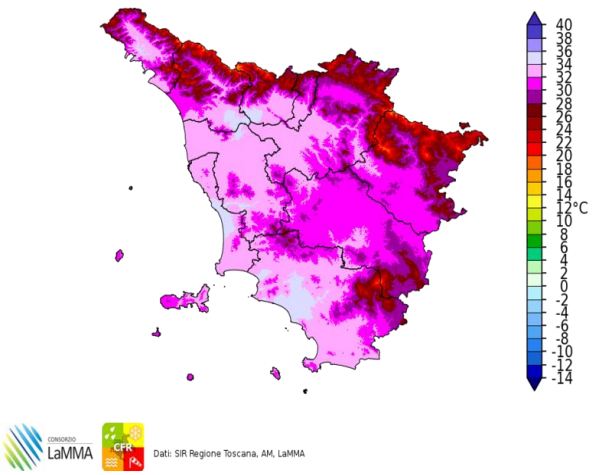

Dati: SIR Regione Toscana, AM, LaMMA

Differenza della Temperatura Massima tra 19/07/2021 e 18/07/2021

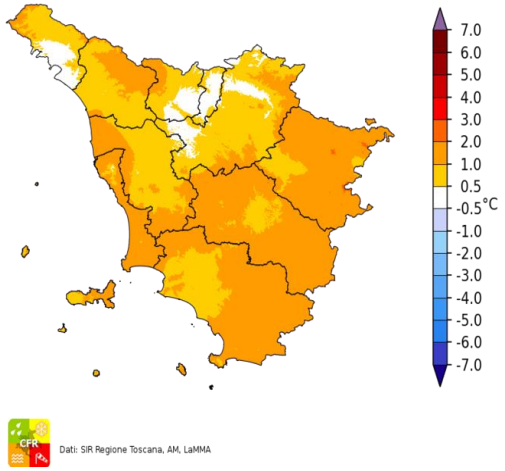

Dati: SIR Regione Toscana, AM, LaMMA

Precipitazione del 19/07/2021

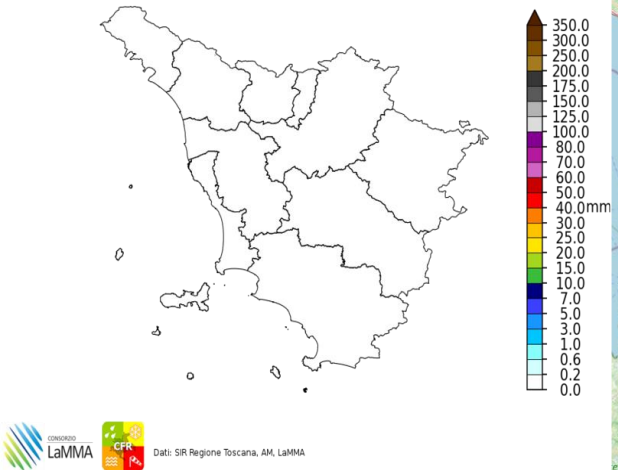

Dati: SIR Regione Toscana, AM, LaMMA

Fulminazioni osservate il giorno 19 Luglio

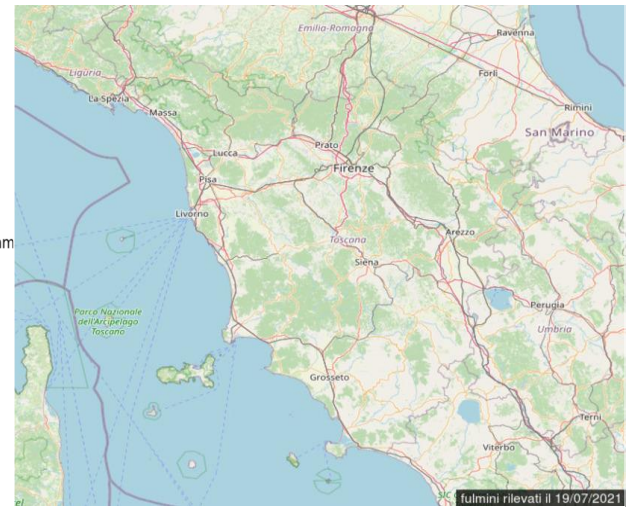

Martedi' 20 Luglio 2021

Situazione: rimonta dell'alta pressione sul Mediterraneo centro-con tempo in prevalenza stabile.

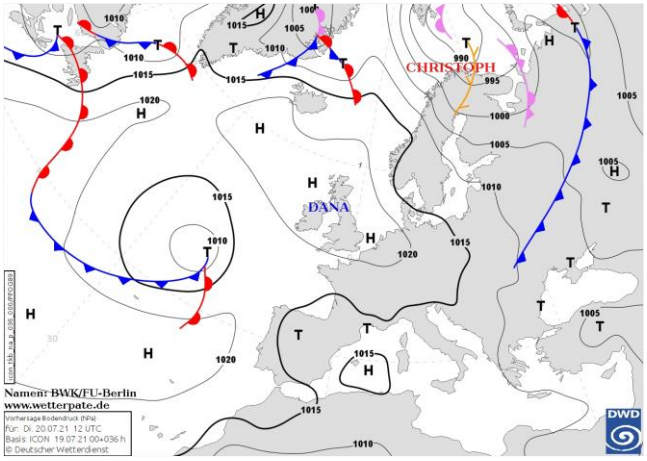

Pressione al suolo e fronti del 20 Luglio alle 12 UTC



Meteosat HRV del 20 Luglio alle 12 UTC

situazione in Toscana

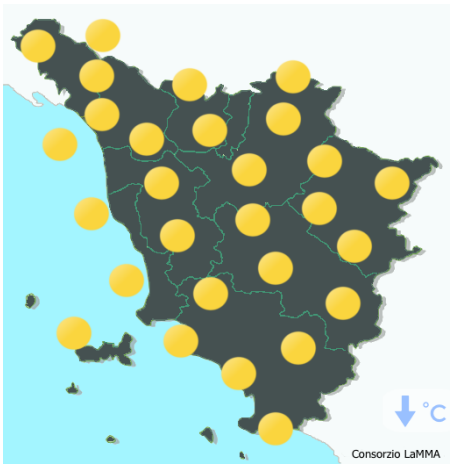

mattina



pomeriggio



sera

Stato del cielo: perlopiù sereno con addensamenti locali in Appennino.

Fenomeni: temporali isolati in Appennino.

Venti: deboli settentrionali con rinforzi di Maestrale in Maremma durante il pomeriggio.

Mari: poco mossi.

Temperature: minime in diminuzione, massime in aumento.

		Arezzo	Firenze	Grosseto	Livorno	Lucca	Massa	Pisa	Pistoia	Prato	Siena
T. min	osservata	15	17	19	23	18	21	18	17	20	22
	anomalia*	0	-1	2	3	1	2	1	0	1	4
T. max	osservata	34	36	33	29	33	31	33	33	34	34
	anomalia*	3	4	2	2	2	2	3	2	3	5
Precipitazione (mm/24ore)		0	0	0	0	0	0	0	0	0	0

*anomalia calcolata sulla base della normale climatica decadale 1981-2010 Dati: SIR-Regione Toscana, AM, LaMMA

Temperatura Minima del 20/07/2021

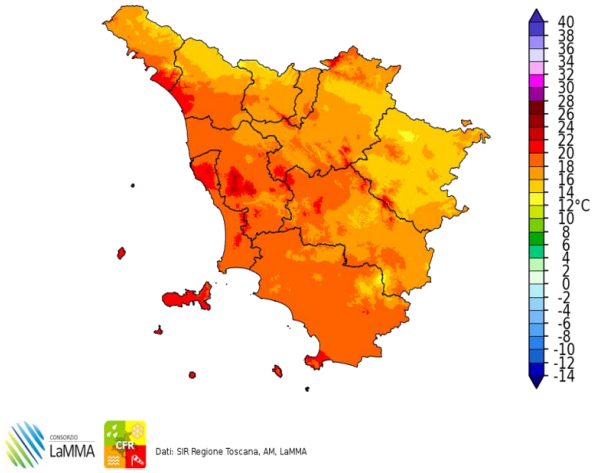

Dati: SIR Regione Toscana, AM, LaMMA

Differenza della Temperatura Minima tra 20/07/2021 e 19/07/2021

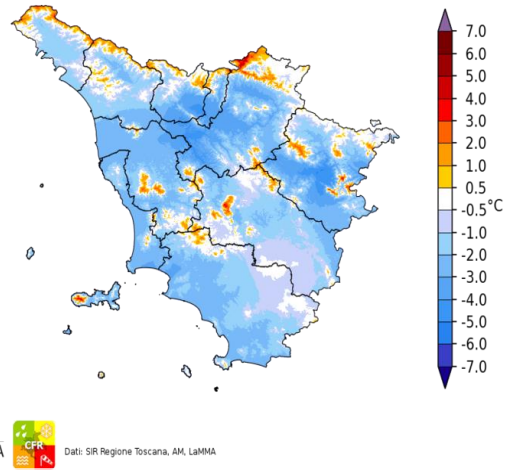

Dati: SIR Regione Toscana, AM, LaMMA

Temperatura Massima del 20/07/2021

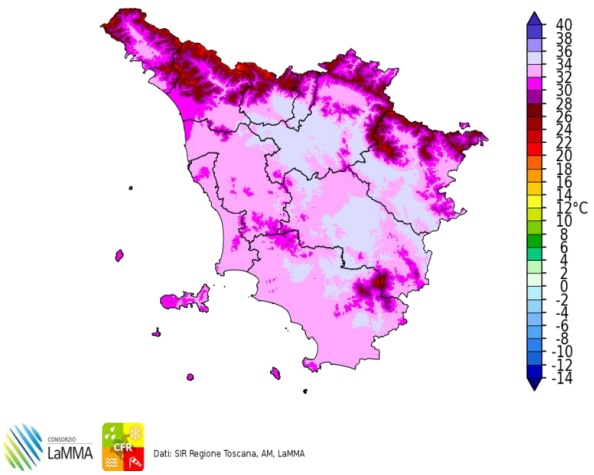

Dati: SIR Regione Toscana, AM, LaMMA

Differenza della Temperatura Massima tra 20/07/2021 e 19/07/2021

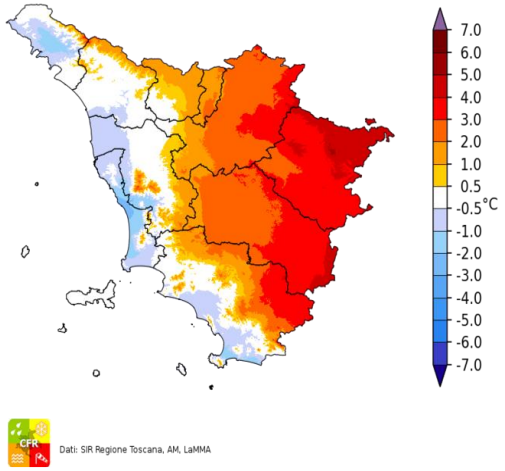

Dati: SIR Regione Toscana, AM, LaMMA

Precipitazione del 20/07/2021

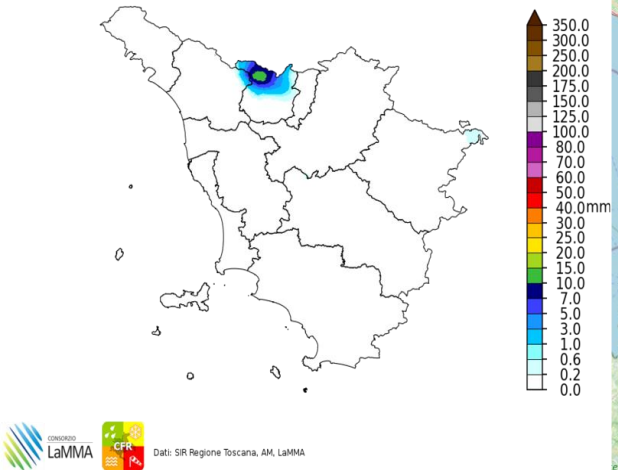

Dati: SIR Regione Toscana, AM, LaMMA

Fulminazioni osservate il giorno 20 Luglio

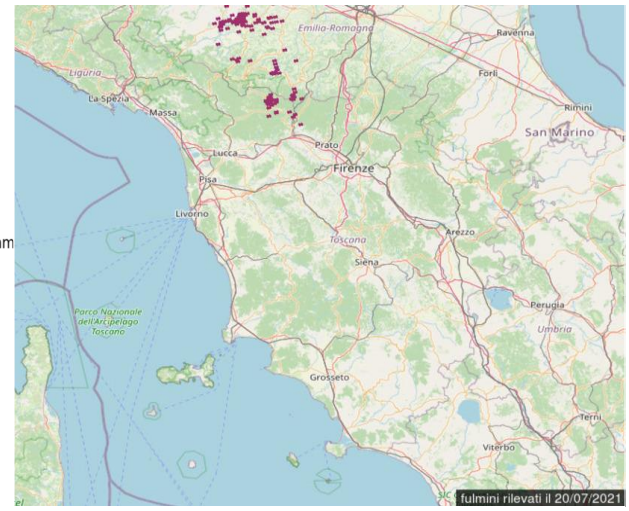

II decade - Quadro regionale – Precipitazioni

Nel corso della seconda decade di Luglio la nostra regione è stata interessata dal transito di un nucleo di aria fresca in quota che ha favorito condizioni di instabilità; nel corso della decade si sono quindi osservati fenomeni temporaleschi a carattere sparso o isolato, più frequenti sui settori appenninici e sui rilievi prossimi alla costa centro meridionale.
I cumulati decadali risultano naturalmente molto eterogenei ma nel complesso superiori a quelli che normalmente si osservano in questo periodo.

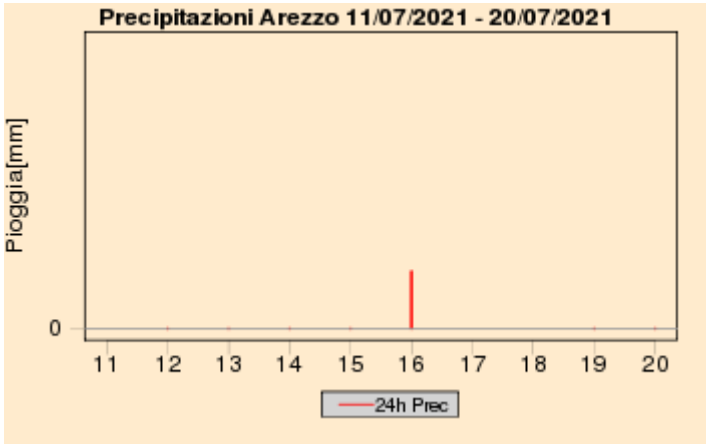

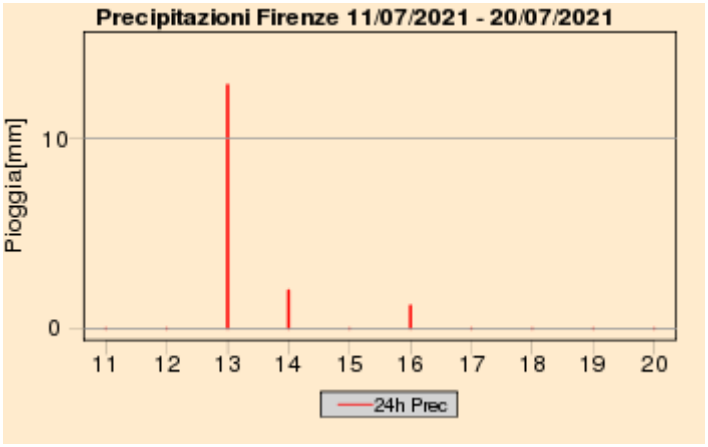



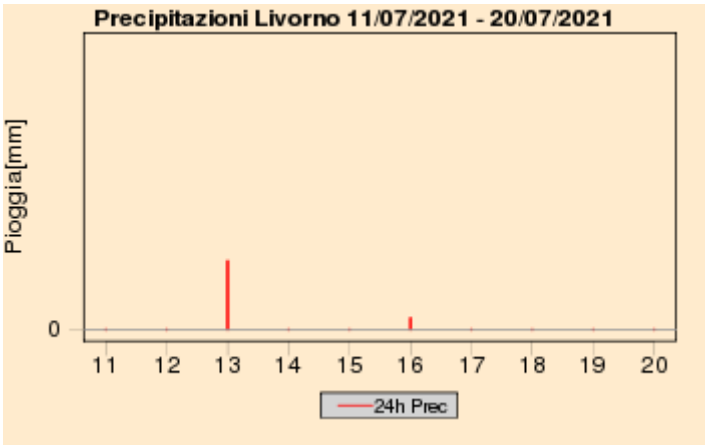

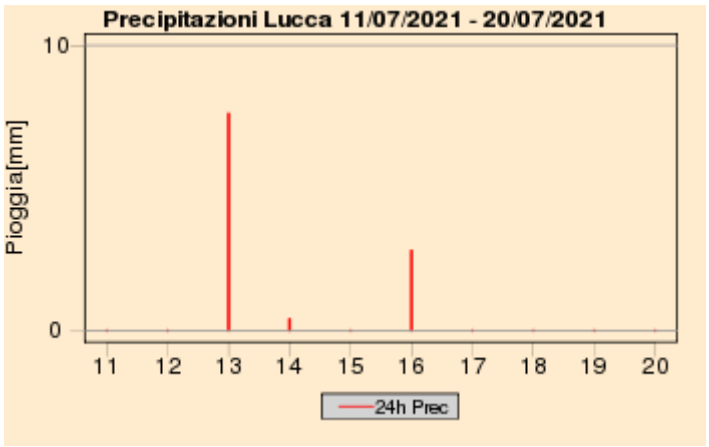

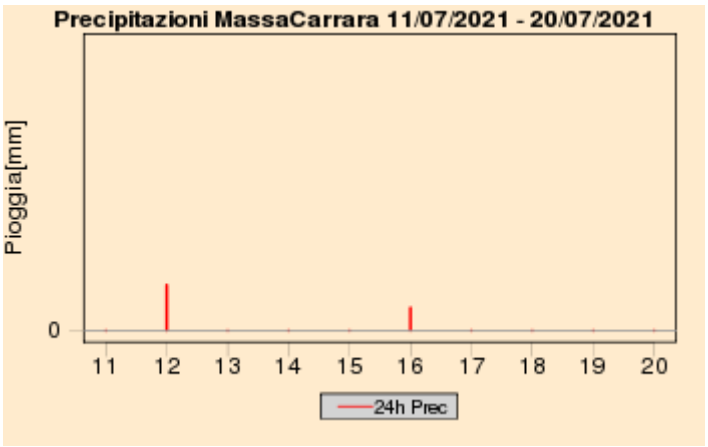

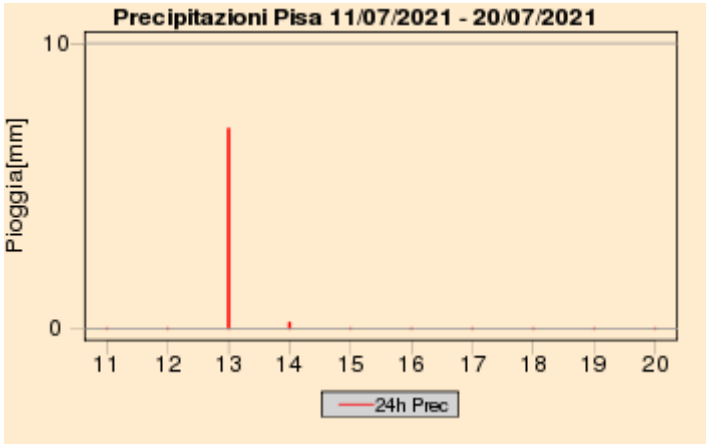

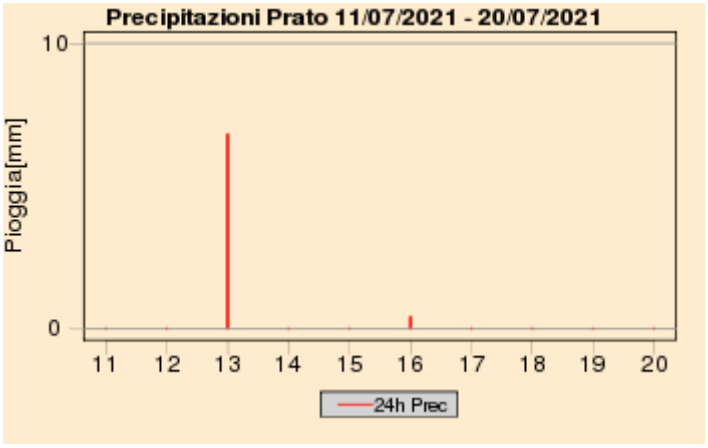

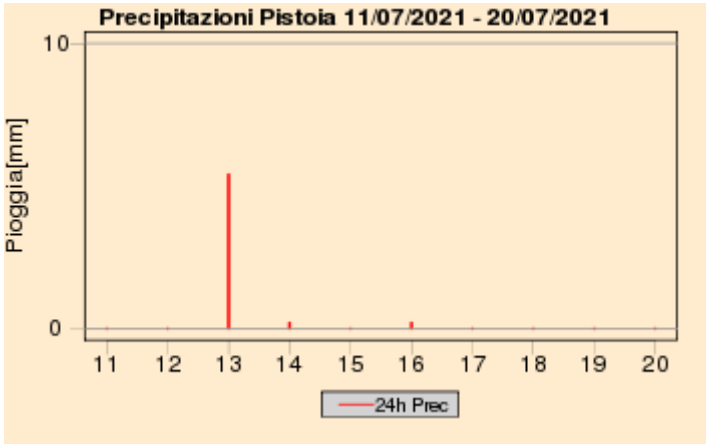

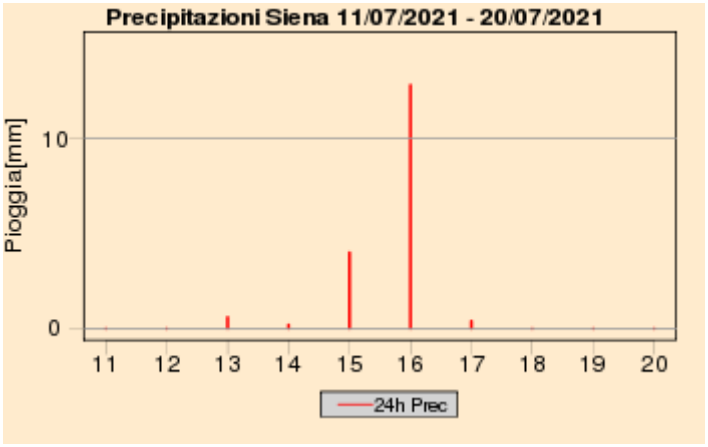

Quadro regionale – Cumulati decadali di precipitazione, anomalia di precipitazione e numero di giorni di pioggia

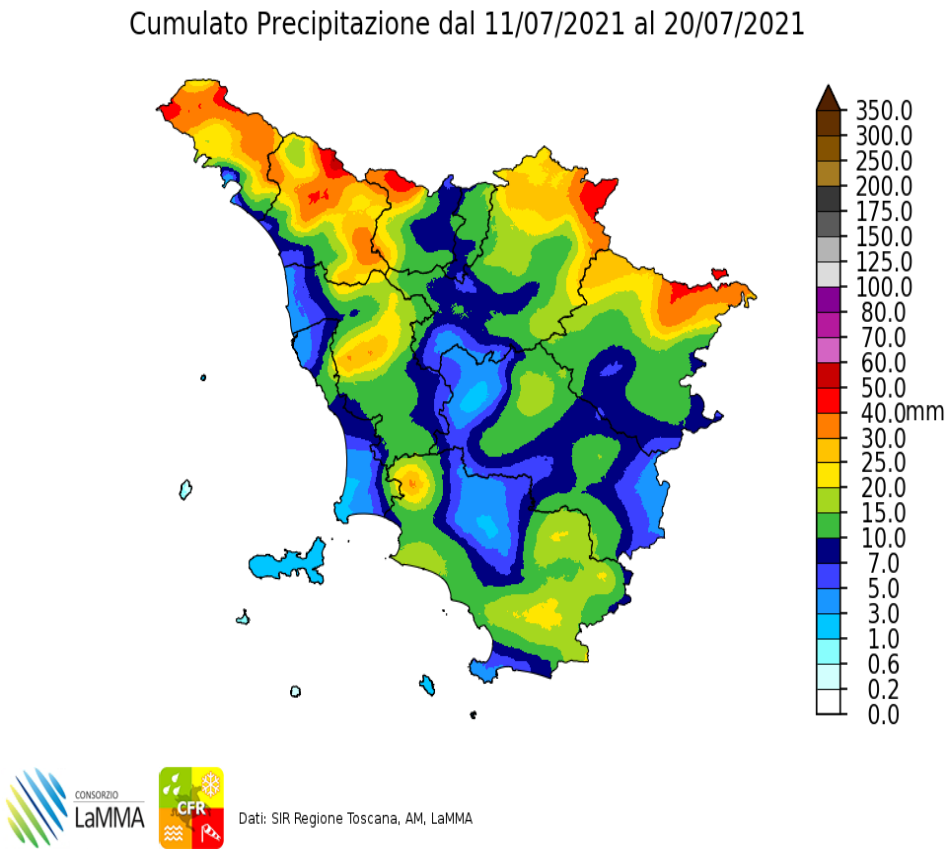

Percentuale di Precipitazione rispetto alla media climatica
dal 11/07/2021 al 20/07/2021

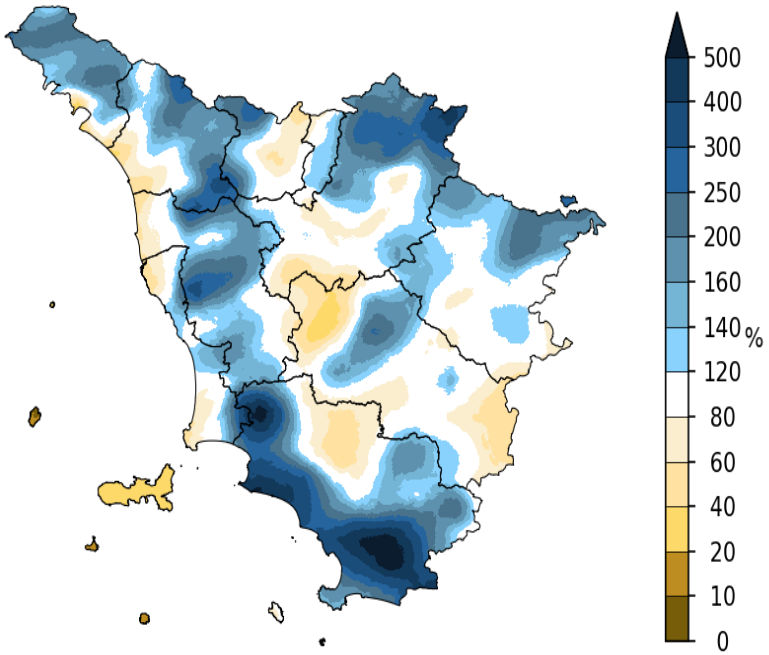

Dati: SIR Regione Toscana, AM, LaMMA

Giorni con Pioggia ≥ di 1 mm dal 11/07/2021 al 20/07/2021

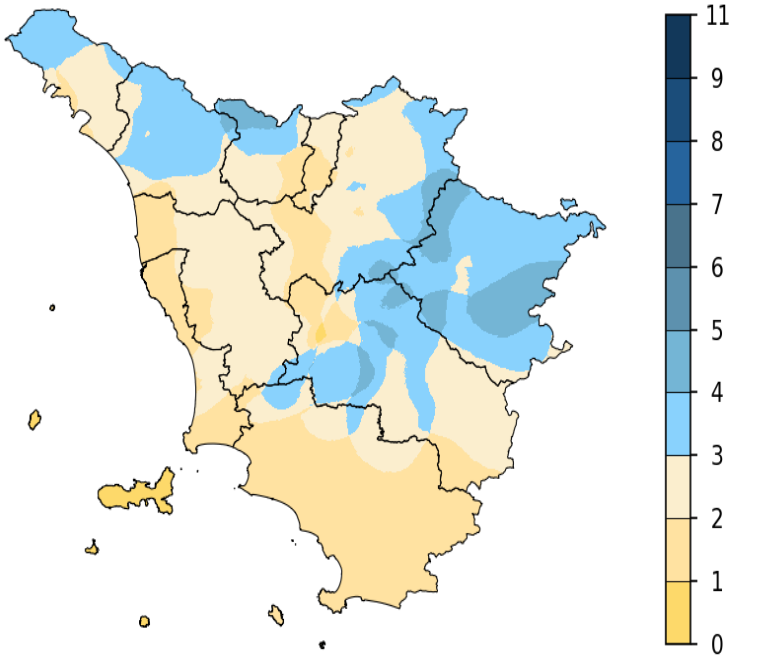

Dati: SIR Regione Toscana, AM, LaMMA

II decade - Quadro regionale - Temperature

La seconda decade di Luglio ha fatto registrare temperature in linea o leggermente inferiori rispetto a quelle tipiche del periodo; l'ingresso di aria più fresca in quota e i frequenti temporali che hanno interessato la nostra regione nella parte centrale della decade hanno infatti favorito un temporaneo ma deciso calo termico, più sensibile sulle zone interne.

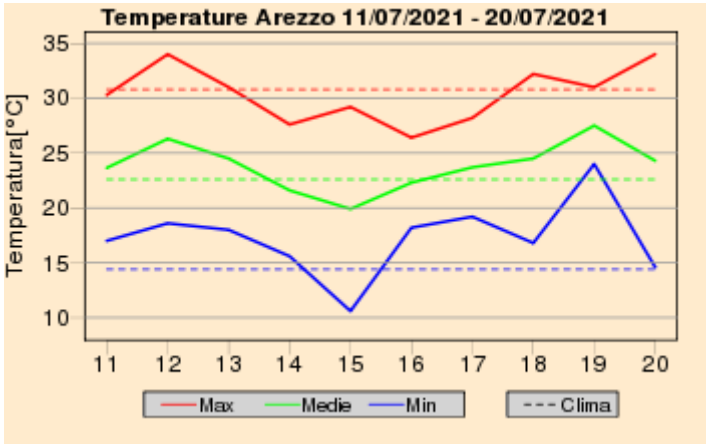

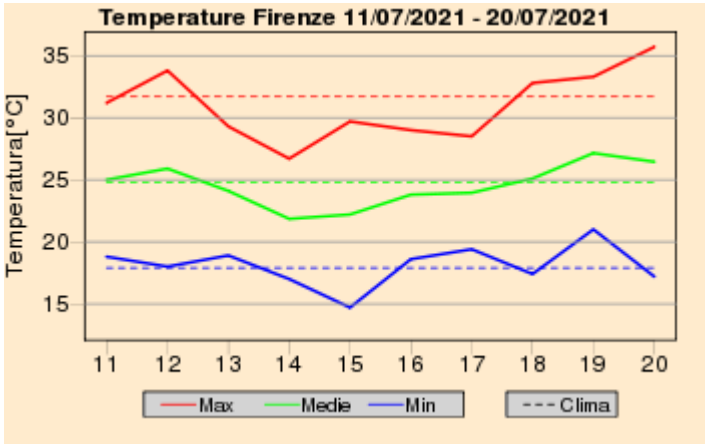

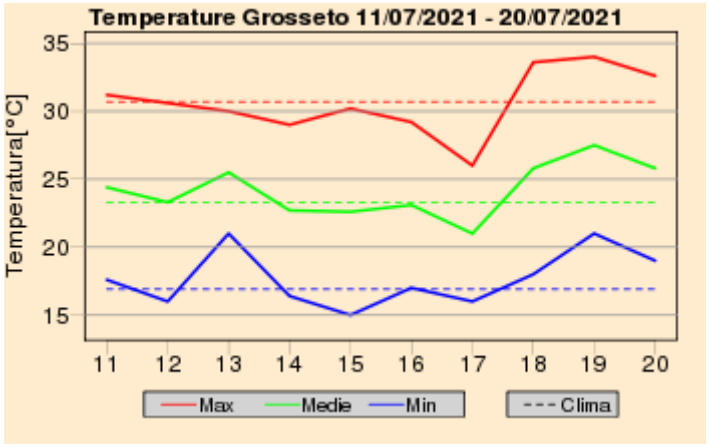

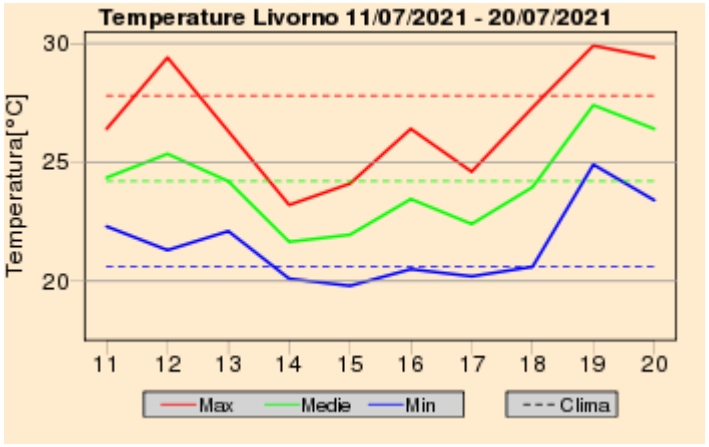

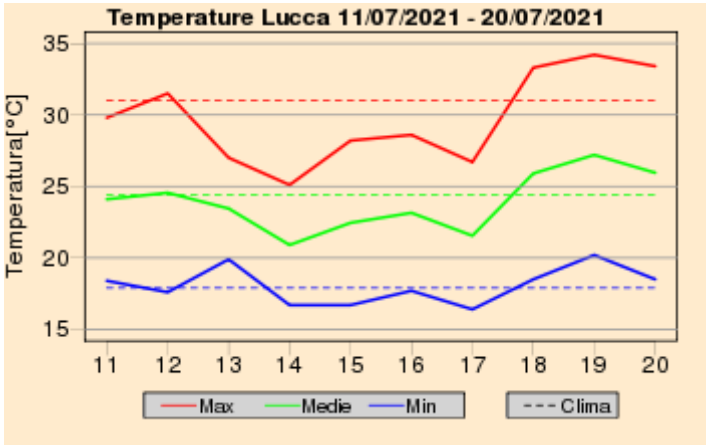

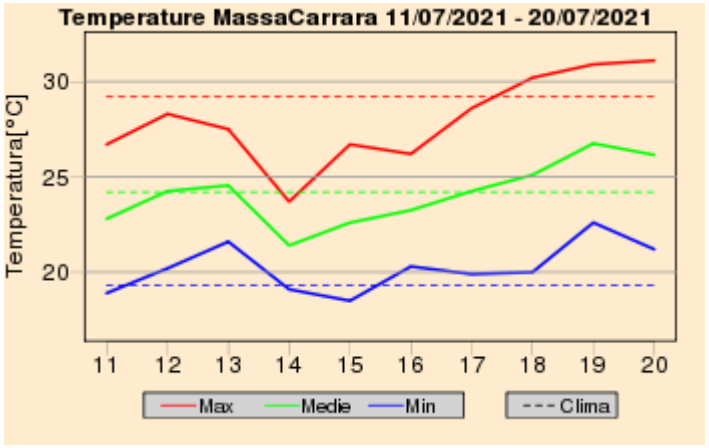

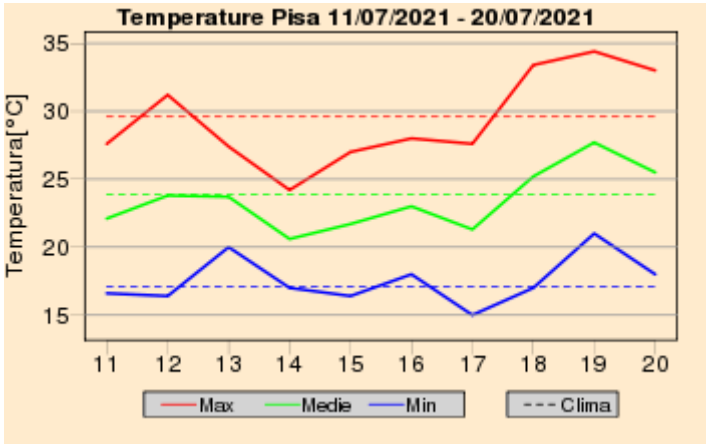

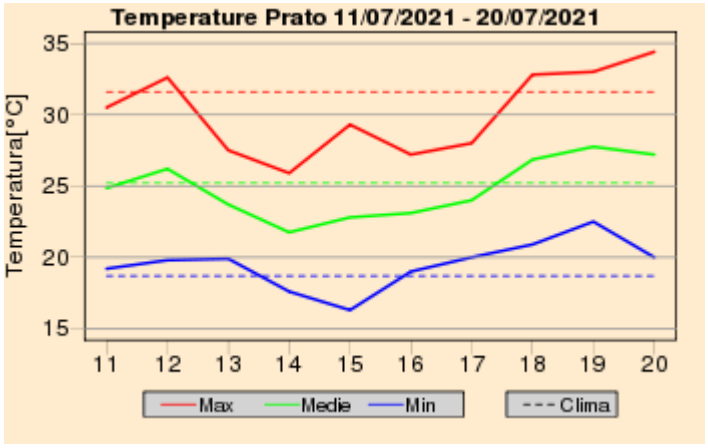

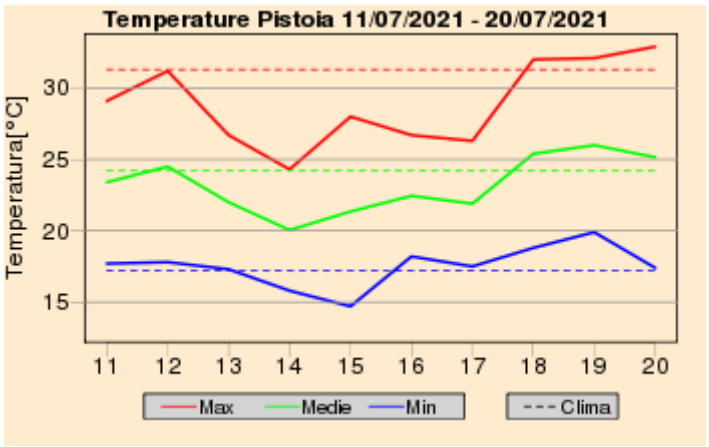

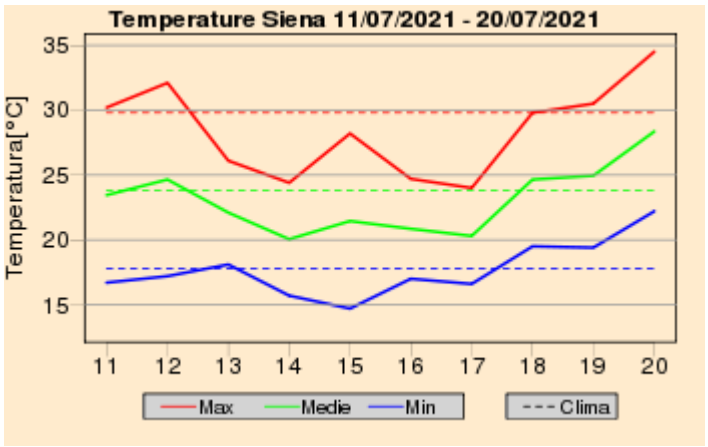

Quadro regionale – Anomalie termiche

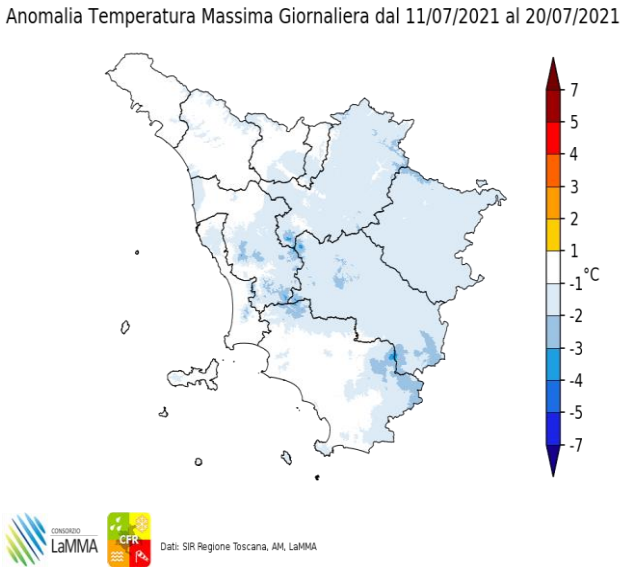

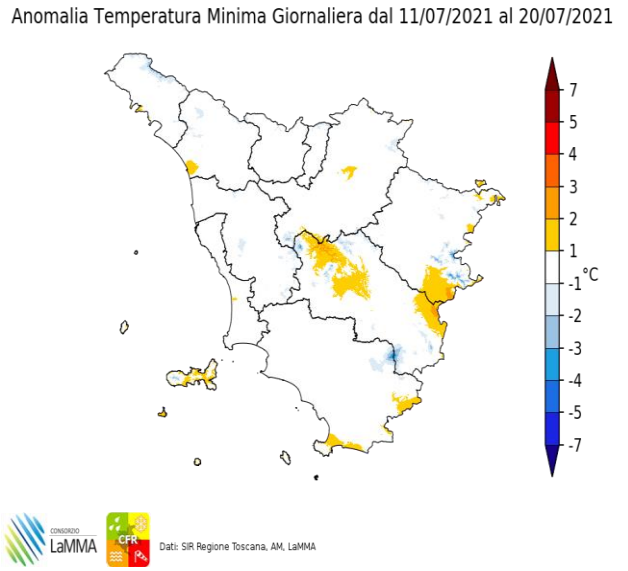

Anomalia termica decadale per le temperature massime e minime giornaliere

Mercoledi' 21 Luglio 2021

Situazione: la nostra penisola si mantiene sul bordo orientale di un campo di alta pressione che si va irrobustendo sul Mediterraneo centro occidentale. Le correnti nord occidentali relativamente fresche che scorrono in quota mantengono condizioni di modesta instabilità anche sulla nostra regione.

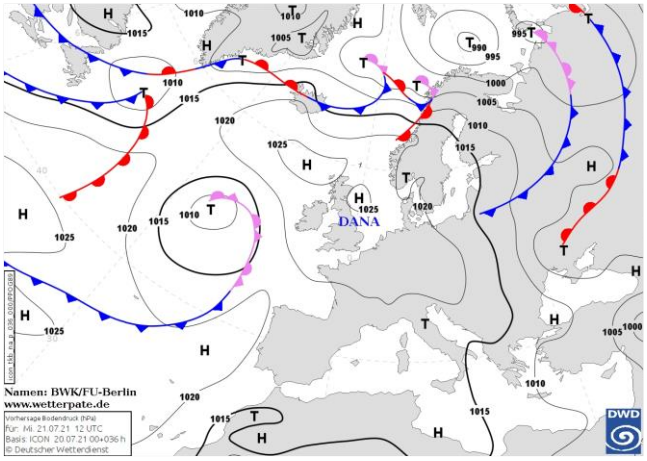

Pressione al suolo e fronti del 21 Luglio alle 12 UTC


Meteosat HRV del 21 Luglio alle 14 UTC

situazione in Toscana

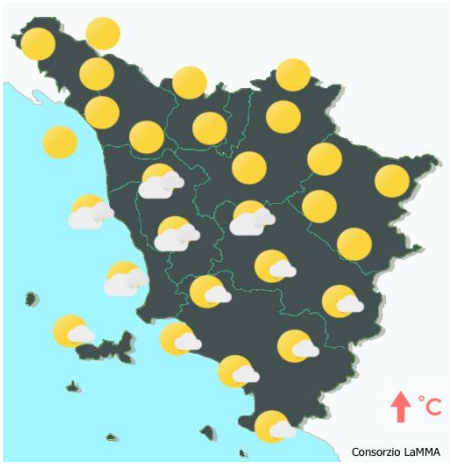

mattina



pomeriggio



sera

Stato del cielo: inizialmente sereno o poco nuvoloso con moderato aumento di nubi cumuliformi nelle zone più interne, in particolare sui rilievi.

Fenomeni: brevi rovesci temporaleschi su Appennino pistoiese, aretino e attorno al M. Amiata. Cumulati fino a 20 nn all'Abetone.

Venti: deboli variabili.

Mari: poco mossi.

Temperature: in aumento le minime nell'interno, massime in lieve calo su costa centro settentrionale e zone limitrofe.

		Arezzo	Firenze	Grosseto	Livorno	Lucca	Massa	Pisa	Pistoia	Prato	Siena
T. min	osservata	16	18	17	24	20	21	20	18	20	21
	anomalia*	0	-1	-1	2	1	1	2	0	0	2
T. max	osservata	34	35	33	28	32	29	30	32	34	34
	anomalia*	2	2	1	-1	0	-2	0	-1	1	2
Precipitazione (mm/24ore)		0	0	0	0	0	0	0	0	0	0

*anomalia calcolata sulla base della normale climatica decadale 1981-2010 Dati: SIR-Regione Toscana, AM, LaMMA

Temperatura Minima del 21/07/2021

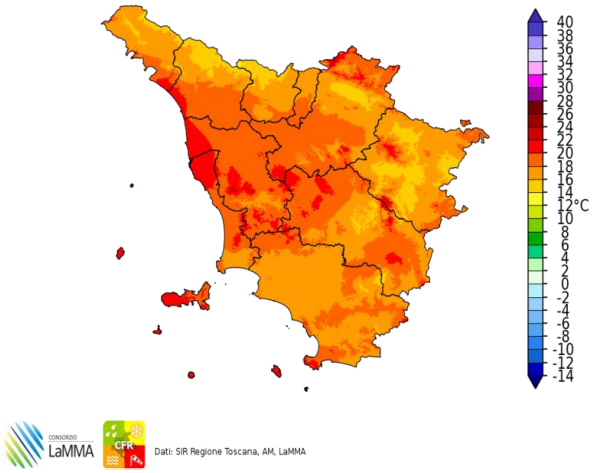

Dati: SIR Regione Toscana, AM, LaMMA

Differenza della Temperatura Minima tra 21/07/2021 e 20/07/2021

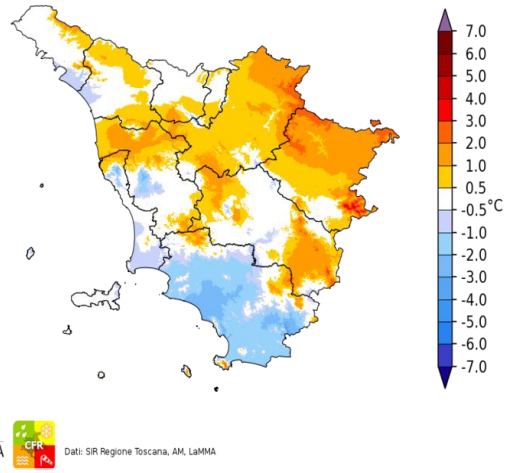

Dati: SIR Regione Toscana, AM, LaMMA

Temperatura Massima del 21/07/2021

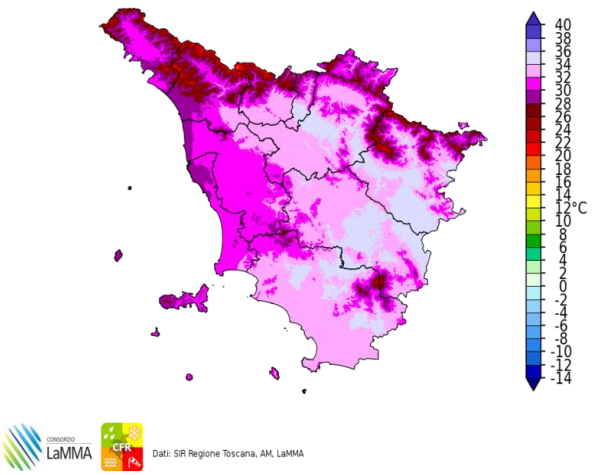

Dati: SIR Regione Toscana, AM, LaMMA

Differenza della Temperatura Massima tra 21/07/2021 e 20/07/2021

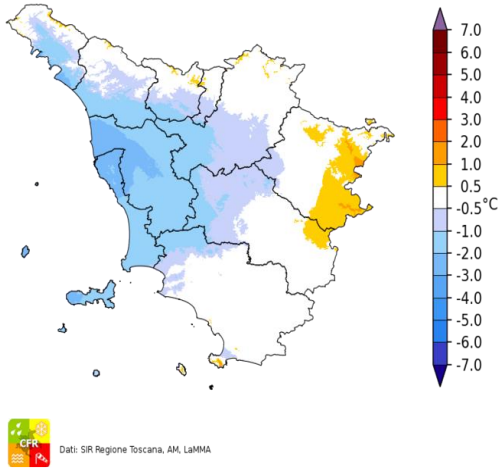

Dati: SIR Regione Toscana, AM, LaMMA

Total Precipitation [mm] cumulated on Wed, 21/07/2021

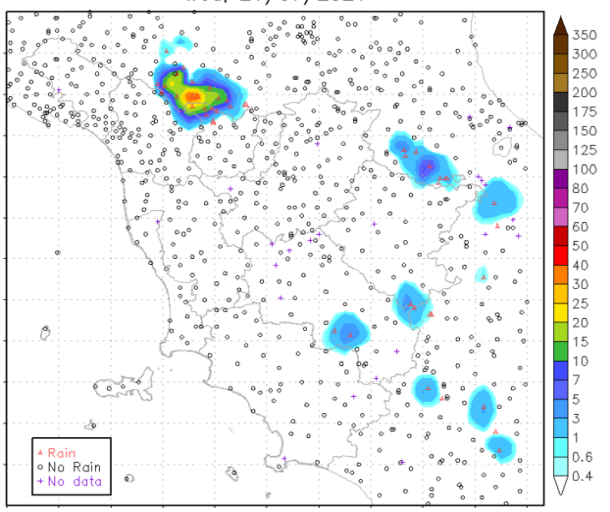

Fulminazioni osservate il giorno 21 Luglio

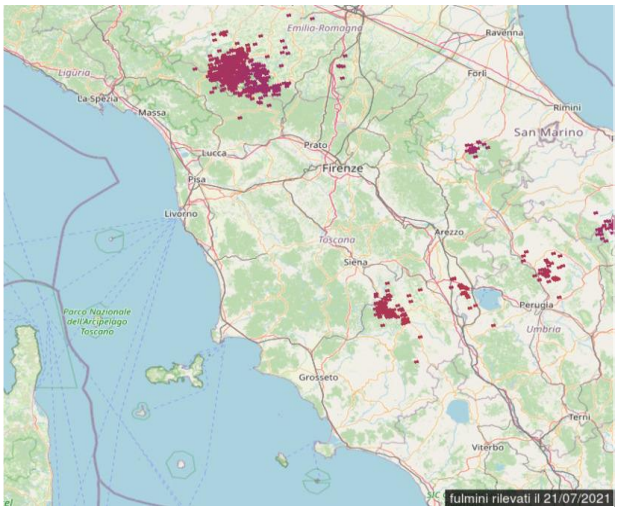

Giovedi' 22 Luglio 2021

Situazione: alta pressione su buona parte dell'Europa; prevalenza di condizioni stabili e soleggiate.

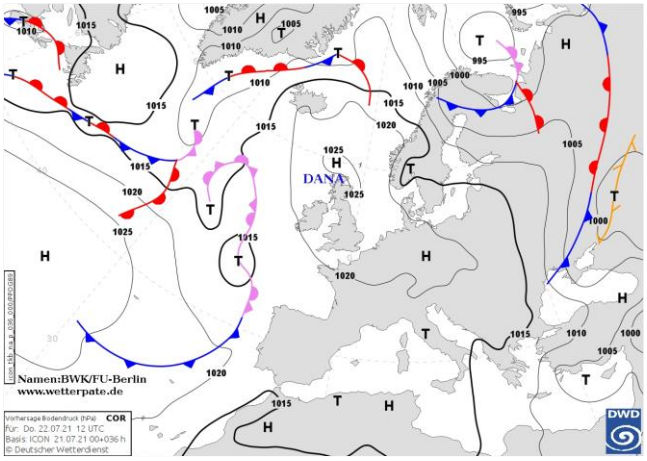

Pressione al suolo e fronti del 22 Luglio alle 12 UTC


Meteosat HRV del 22 Luglio alle 12 UTC

situazione in Toscana

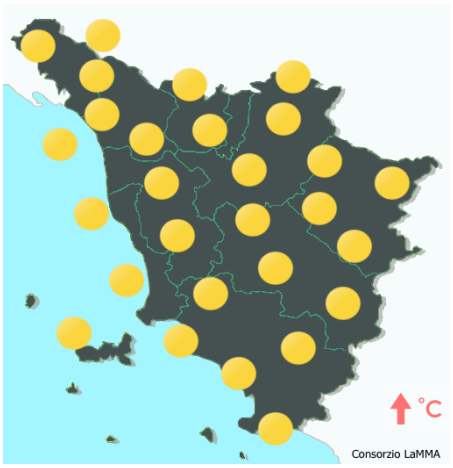

mattina



pomeriggio



sera

Stato del cielo: sereno o poco nuvoloso, con temporanei addensamenti pomeridiani sulle zone interne.

Fenomeni: piovaschi sui crinali appenninici settentrionali.

Venti: deboli occidentali, a regime di brezza lungo la costa.

Mari: poco mossi.

Temperature: in live calo ma leggermente superiori alle medie le massime.

		Arezzo	Firenze	Grosseto	Livorno	Lucca	Massa	Pisa	Pistoia	Prato	Siena
T. min	osservata	16	18	15	23	19	20	19	18	20	20
	anomalia*	1	-1	-3	2	0	0	1	0	0	1
T. max	osservata	34	34	34	28	31	28	29	32	33	32
	anomalia*	2	1	2	-1	-1	-2	-1	-1	0	1
Precipitazione (mm/24ore)		0	0	0	0	0	0	0	0	0	0

*anomalia calcolata sulla base della normale climatica decadale 1981-2010 Dati: SIR-Regione Toscana, AM, LaMMA

Temperatura Minima del 22/07/2021

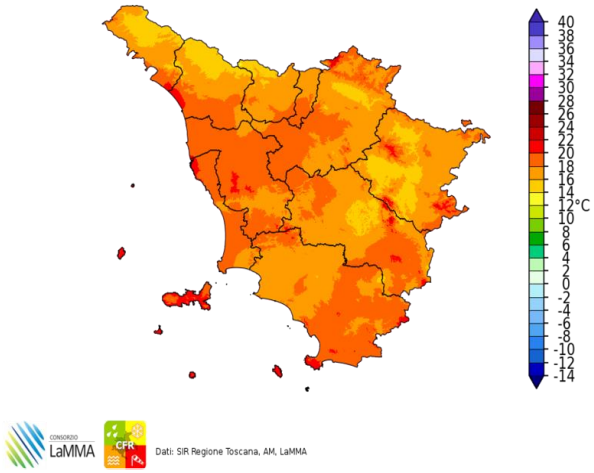

Dati: SIR Regione Toscana, AM, LaMMA

Differenza della Temperatura Minima tra 22/07/2021 e 21/07/2021

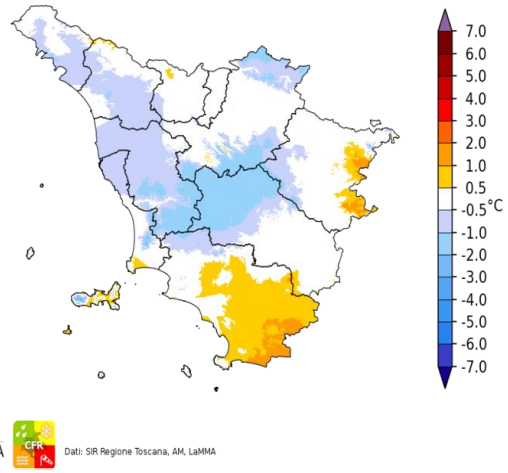

Dati: SIR Regione Toscana, AM, LaMMA

Temperatura Massima del 22/07/2021

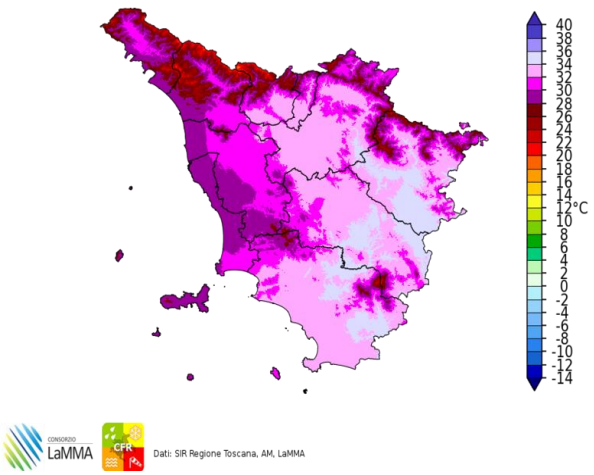

Dati: SIR Regione Toscana, AM, LaMMA

Differenza della Temperatura Massima tra 22/07/2021 e 21/07/2021

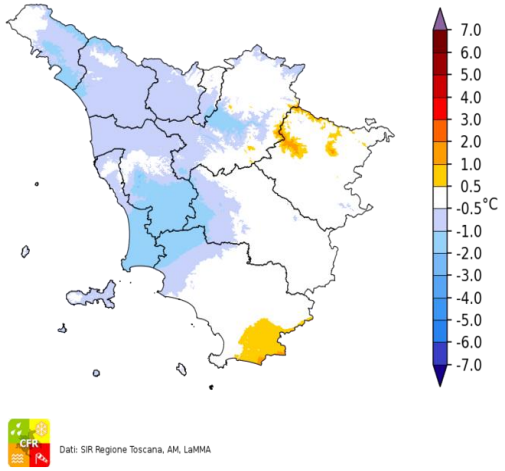

Dati: SIR Regione Toscana, AM, LaMMA

Precipitazione del 22/07/2021

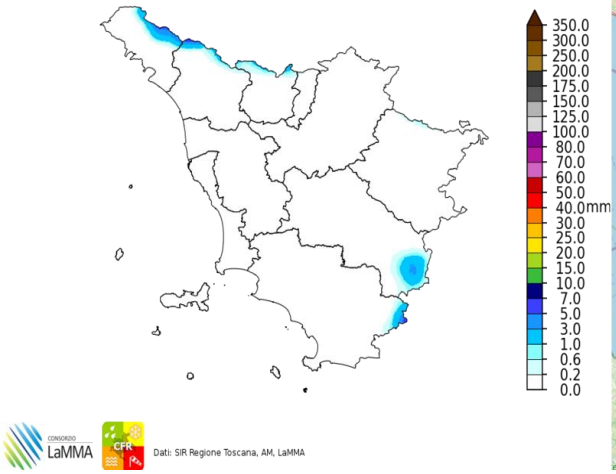

Dati: SIR Regione Toscana, AM, LaMMA

Fulminazioni osservate il giorno 22 Luglio

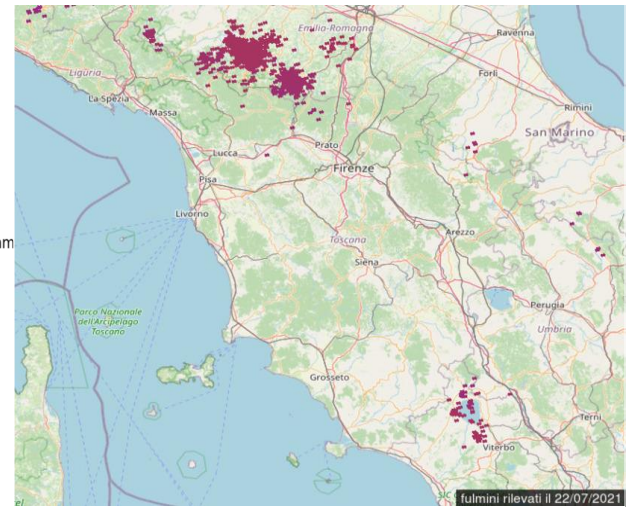

Venerdi' 23 Luglio 2021

Situazione: alta pressione sul Mediterraneo centrale, mentre un minimo tra penisola Iberica e Baleari è in graduale formazione per l'avvicinamento di una saccatura atlantica.

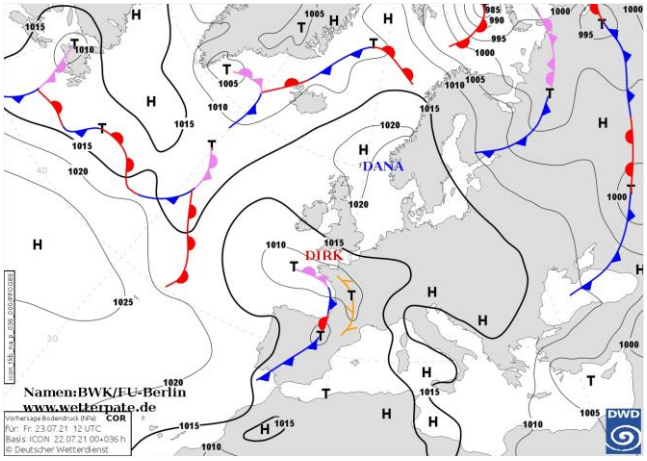

Pressione al suolo e fronti del 23 Luglio alle 12 UTC


Meteosat HRV del 23 Luglio alle 14 UTC

situazione in Toscana



mattina



pomeriggio



sera

Stato del cielo: nubi basse e foschie a tratti anche consistenti in mattinata sulle pianure centro settentrionali, in dissolvimento dal pomeriggio; sereno o poco nuvoloso al sud e in montagna. Durante le ore più calde nubi cumuliformi sui rilievi appenninici.

Fenomeni: isolato rovescio temporalesco sull'Appennino aretino con massimi fino a 10-15 mm.

Venti: deboli a regime di brezza.

Mari: in prevalenza poco mossi.

Temperature: in aumento le minime, massime quasi stazionarie (2-3°C superiori alle medie stagionali).

		Arezzo	Firenze	Grosseto	Livorno	Lucca	Massa	Pisa	Pistoia	Prato	Siena
T. min	osservata	18	21	18	24	22	23	22	21	22	19
	anomalia*	2	2	0	3	3	3	4	3	3	1
T. max	osservata	31	34	33	28	31	28	30	32	34	32
	anomalia*	-2	1	2	-1	-1	-2	-1	-1	0	1
Precipitazione (mm/24ore)		N.D.	0	0	0	0	0	0	0	0	0

*anomalia calcolata sulla base della normale climatica decadale 1981-2010 Dati: SIR-Regione Toscana, AM, LaMMA

Temperatura Minima del 23/07/2021

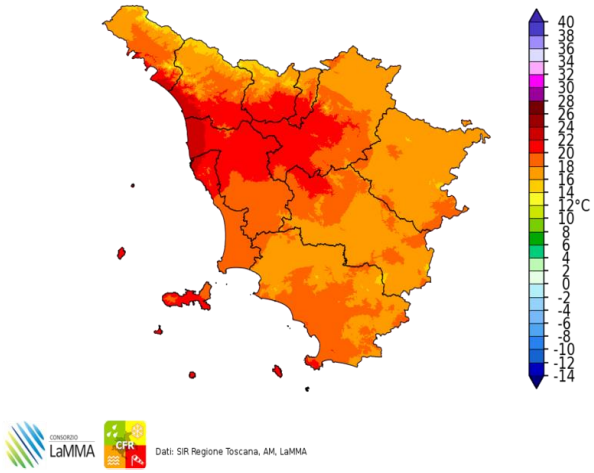

Dati: SIR Regione Toscana, AM, LaMMA

Differenza della Temperatura Minima tra 23/07/2021 e 22/07/2021

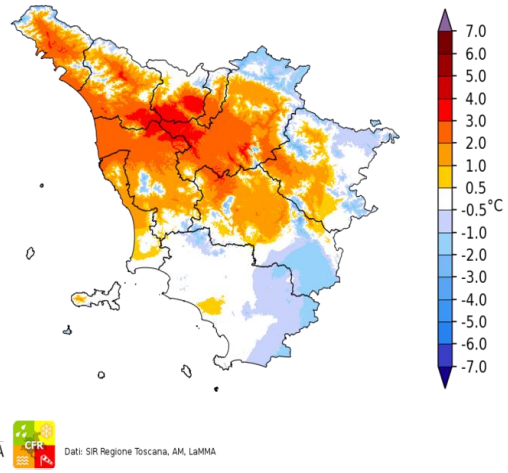

Dati: SIR Regione Toscana, AM, LaMMA

Temperatura Massima del 23/07/2021

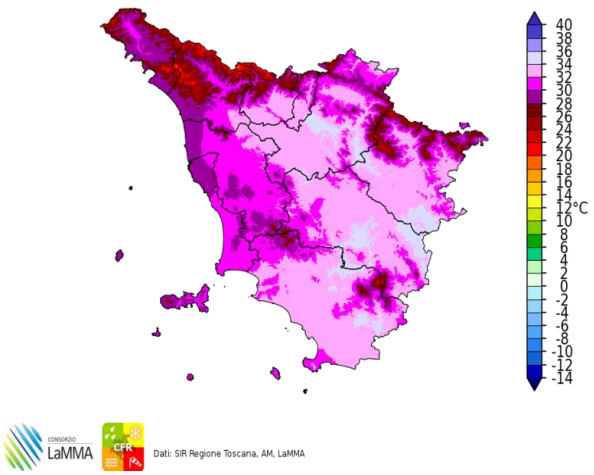

Dati: SIR Regione Toscana, AM, LaMMA

Differenza della Temperatura Massima tra 23/07/2021 e 22/07/2021

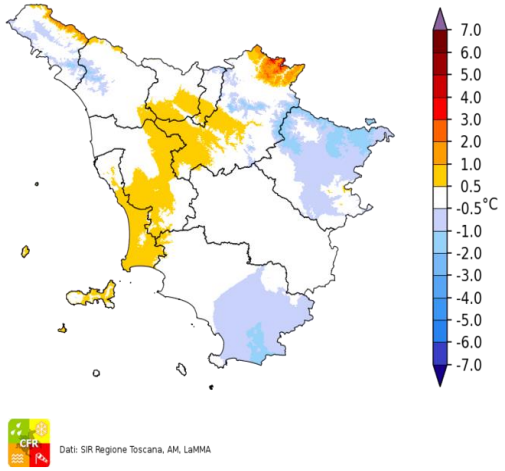

Dati: SIR Regione Toscana, AM, LaMMA

Total Precipitation [mm] cumulated on Fri, 23/07/2021

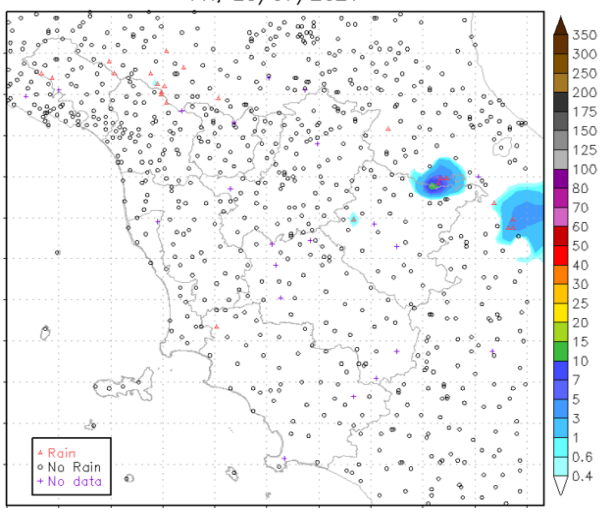

Fulminazioni osservate il giorno 23 Luglio

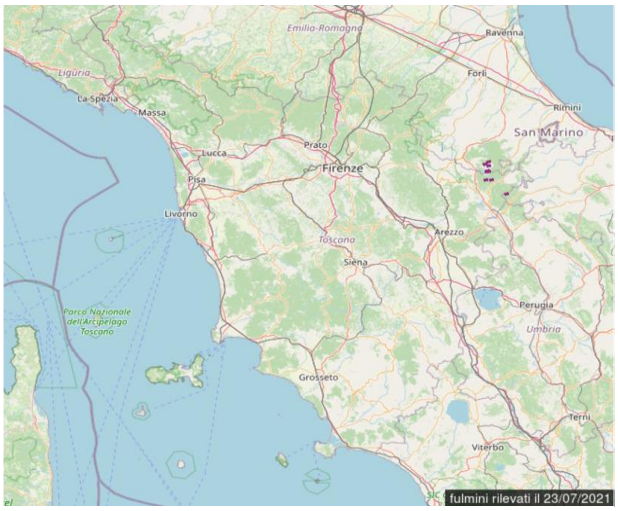

Sabato 24 Luglio 2021

Situazione: alta pressione sul Mediterraneo centrale, con un minimo tra Penisola Iberica e Baleari in avvicinamento al Mar Ligure e Alto Tirreno.

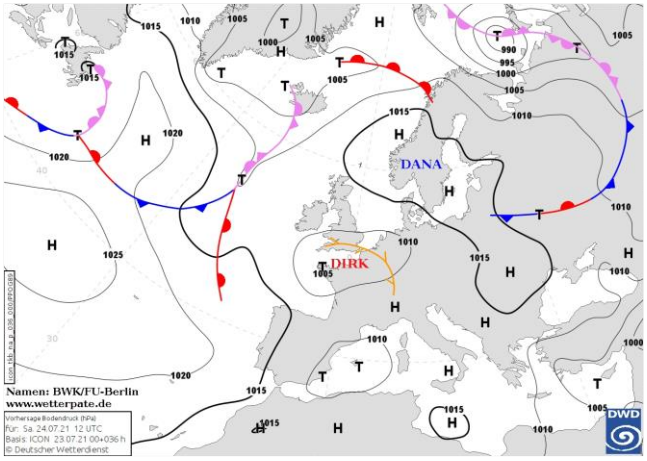

Pressione al suolo e fronti del 24 Luglio alle 12 UTC


Meteosat HRV del 24 Luglio alle 12 UTC

situazione in Toscana



mattina



pomeriggio



sera

Stato del cielo: variabile con nuvolosità a tratti consistente.

Fenomeni: brevi piovaschi sparsi con cumulati poco significativi. Locali fulminazioni sulla costa in serata.

Venti: deboli o moderati meridionali con rinforzi di Scirocco lungo la costa.

Mari: poco mossi ma con moto ondoso in aumento fino a mari mossi o localmente molto mossi a largo in sera.

Temperature: sulla costa centrale e zone adiacenti minime in calo e massime in aumento; pressoché stazionarie nelle zone più interne e in montagna.

		Arezzo	Firenze	Grosseto	Livorno	Lucca	Massa	Pisa	Pistoia	Prato	Siena
T. min	osservata	N.D.	21	17	23	20	22	19	20	21	19
	anomalia*	N.D.	2	-1	2	1	2	1	2	2	1
T. max	osservata	N.D.	34	32	29	32	30	32	32	33	32
	anomalia*	N.D.	1	0	0	0	0	1	-1	0	1
Precipitazione (mm/24ore)		N.D.	0	0	0	0	0	0	0	0	0

*anomalia calcolata sulla base della normale climatica decadale 1981-2010 Dati: SIR-Regione Toscana, AM, LaMMA

Temperatura Minima del 24/07/2021

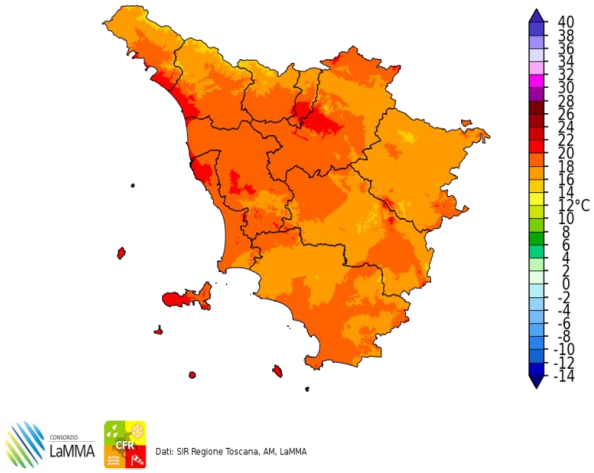

Dati: SIR Regione Toscana, AM, LaMMA

Differenza della Temperatura Minima tra 24/07/2021 e 23/07/2021

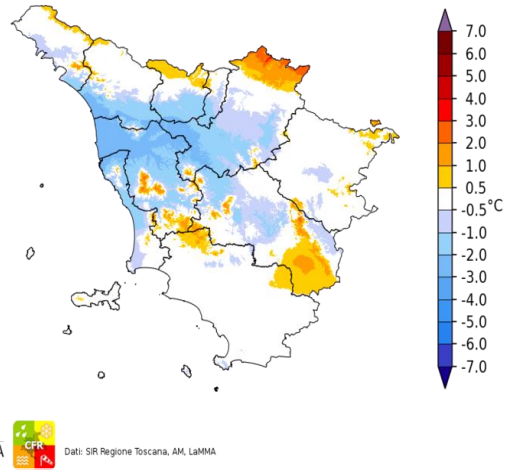

Dati: SIR Regione Toscana, AM, LaMMA

Temperatura Massima del 24/07/2021

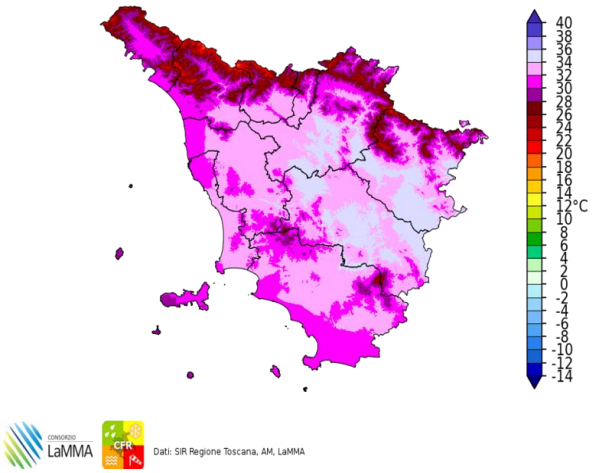

Dati: SIR Regione Toscana, AM, LaMMA

Differenza della Temperatura Massima tra 24/07/2021 e 23/07/2021

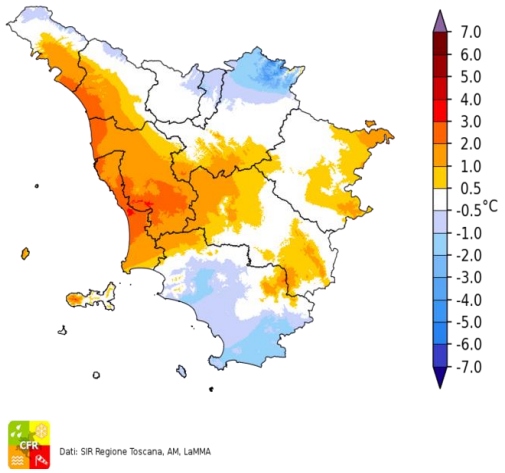

Dati: SIR Regione Toscana, AM, LaMMA

Precipitazione del 24/07/2021

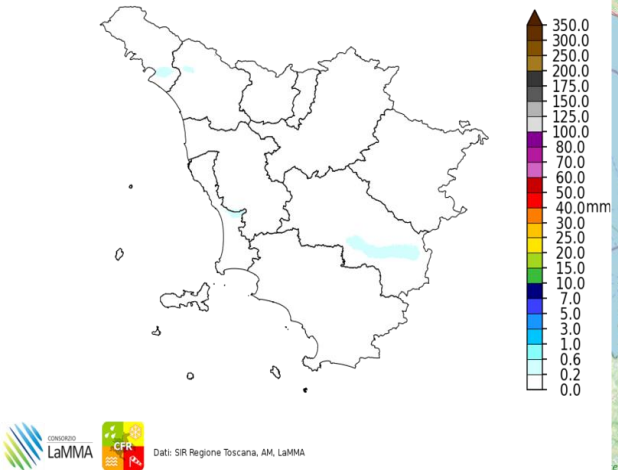

Dati: SIR Regione Toscana, AM, LaMMA

Fulminazioni osservate il giorno 24 Luglio

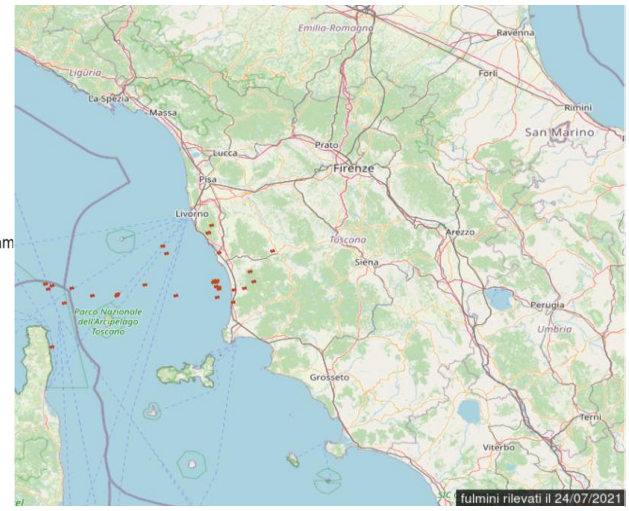

Domenica 25 Luglio 2021

Situazione: alta pressione sul Mediterraneo centrale, con un minimo tra Penisola Iberica e Baleari in avvicinamento al Mar Ligure e Alto Tirreno. Questa configurazione favorisce il richiamo di corrente calde e umide dai quadranti meridionali.

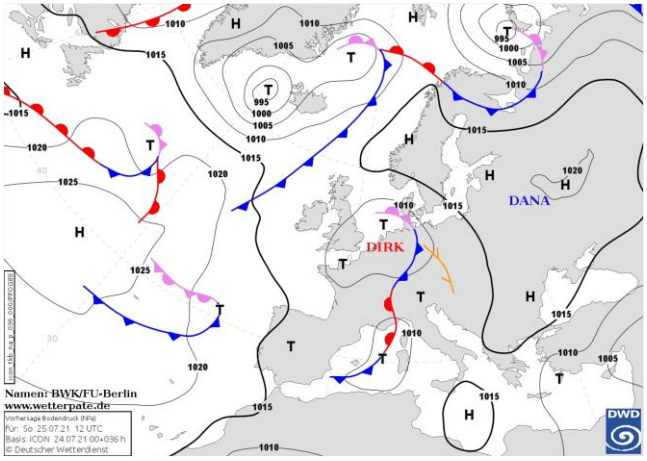

Pressione al suolo e fronti del 25 Luglio alle 12 UTC


Meteosat HRV del 25 Luglio alle 12 UTC

situazione in Toscana



mattina



pomeriggio



sera

Stato del cielo: variabile.

Fenomeni: rovesci temporaleschi isolati sulle zone settentrionale nella prima parte della giornata con cumulati non significativi.

Venti: di Scirocco, moderati nell'interno, forti su costa, Arcipelago e rilievi.

Mari: mossi o molto mossi, in particolare i bacini meridionali e a largo.

Temperature: minime in aumento, massime in diminuzione.

		Arezzo	Firenze	Grosseto	Livorno	Lucca	Massa	Pisa	Pistoia	Prato	Siena
T. min	osservata	N.D.	19	22	25	20	21	20	19	21	22
	anomalia*	N.D.	0	4	4	1	1	2	1	2	4
T. max	osservata	N.D.	34	30	30	32	31	33	32	33	29
	anomalia*	N.D.	1	-1	2	0	1	3	-1	0	-3
Precipitazione (mm/24ore)		N.D.	0	0	0	0	0	0	0	1	0

*anomalia calcolata sulla base della normale climatica decadale 1981-2010 Dati: SIR-Regione Toscana, AM, LaMMA

Temperatura Minima del 25/07/2021

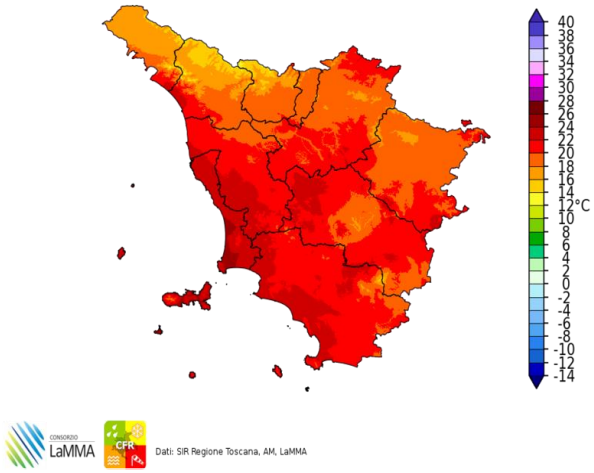

Dati: SIR Regione Toscana, AM, LaMMA

Differenza della Temperatura Minima tra 25/07/2021 e 24/07/2021

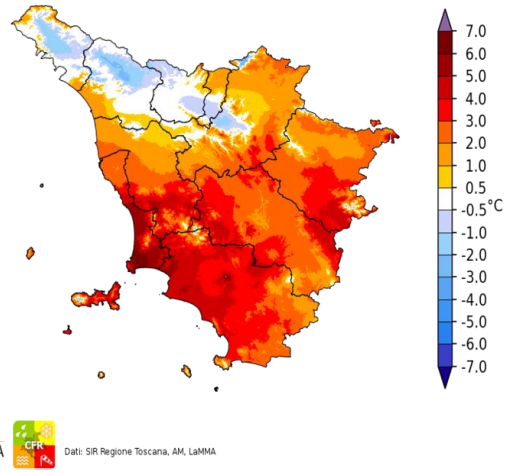

Dati: SIR Regione Toscana, AM, LaMMA

Temperatura Massima del 25/07/2021

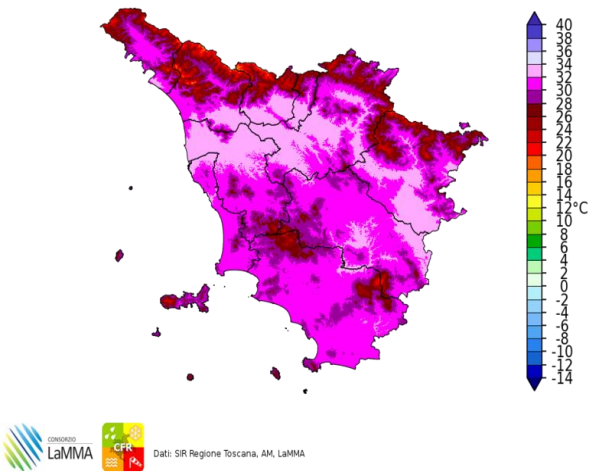

Dati: SIR Regione Toscana, AM, LaMMA

Differenza della Temperatura Massima tra 25/07/2021 e 24/07/2021

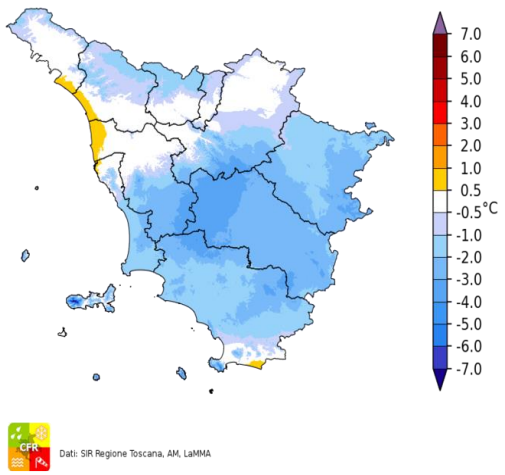

Dati: SIR Regione Toscana, AM, LaMMA

Precipitazione del 25/07/2021

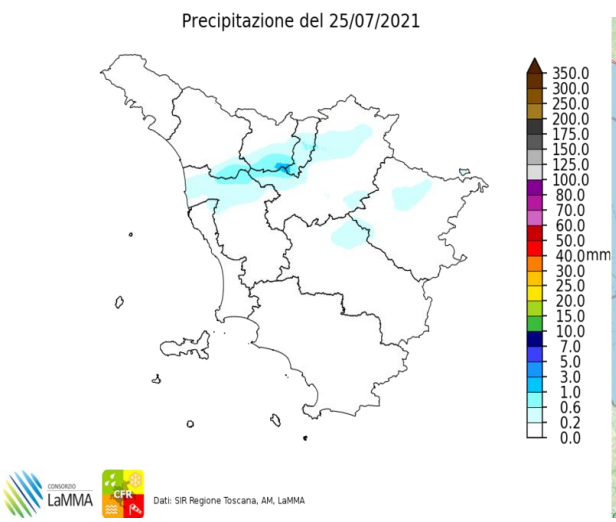

Dati: SIR Regione Toscana, AM, LaMMA

Fulminazioni osservate il giorno 25 Luglio

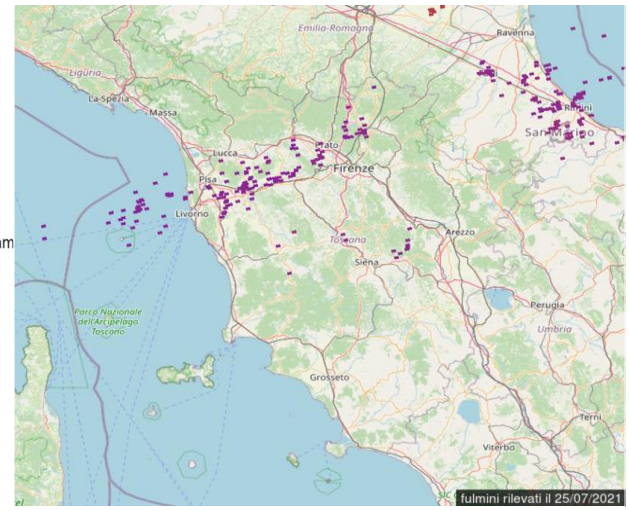

Lunedi' 26 Luglio 2021

Situazione: un area di relativa bassa pressione (1012 hPa) sul Mediterraneo centro occidentale mantiene attivo un flusso di correnti umide meridionali sulle regioni tirreniche.

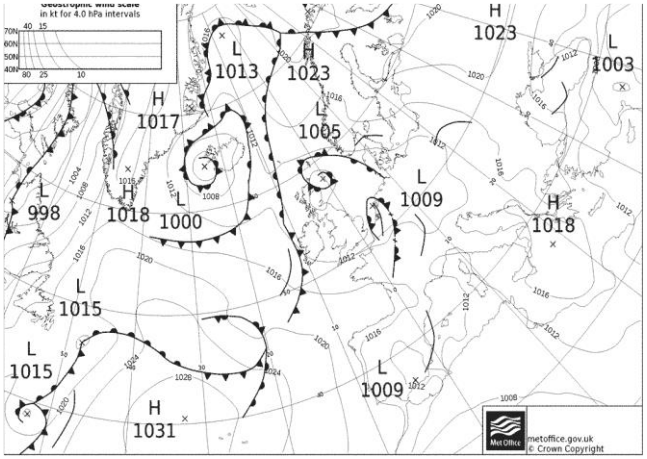

Pressione al suolo e fronti del 26 Luglio alle 12 UTC


Meteosat HRV del 26 Luglio alle 13 UTC

situazione in Toscana



mattina



pomeriggio



sera

Stato del cielo: nuvoloso nella prima parte della giornata, schiarite nel corso del pomeriggio.

Fenomeni: deboli e sporadiche piogge sui settori centro-meridionali (cumulati intorno ai 2-5 mm).

Venti: meridionali, deboli o moderati nell'interno, moderati con rinforzi su costa centro meridionale e Arcipelago.

Mari: mossi o molto mossi a largo e a sud dell'Elba con moto ondoso in lenta attenuazione.

Temperature: in aumento.

		Arezzo	Firenze	Grosseto	Livorno	Lucca	Massa	Pisa	Pistoia	Prato	Siena
T. min	osservata	22	21	23	24	21	24	21	20	22	22
	anomalia*	7	2	5	3	2	4	3	2	3	3
T. max	osservata	33	35	32	29	34	29	33	33	34	30
	anomalia*	0	2	0	0	2	-1	3	0	1	-1
Precipitazione (mm/24ore)		1	0	1	0	0	0	0	0	0	1

*anomalia calcolata sulla base della normale climatica decadale 1981-2010 Dati: SIR-Regione Toscana, AM, LaMMA

Temperatura Minima del 26/07/2021

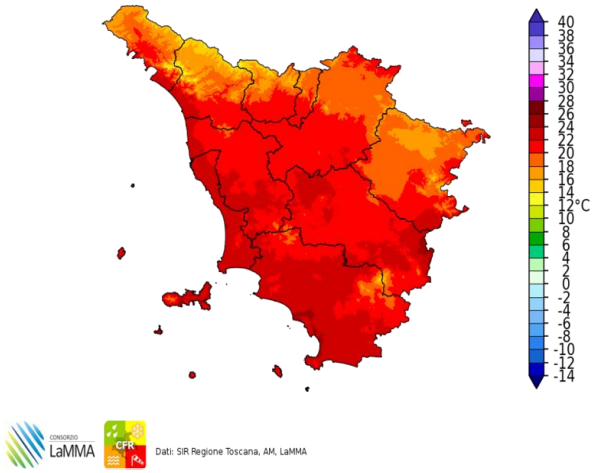

Dati: SIR Regione Toscana, AM, LaMMA

Differenza della Temperatura Minima tra 26/07/2021 e 25/07/2021

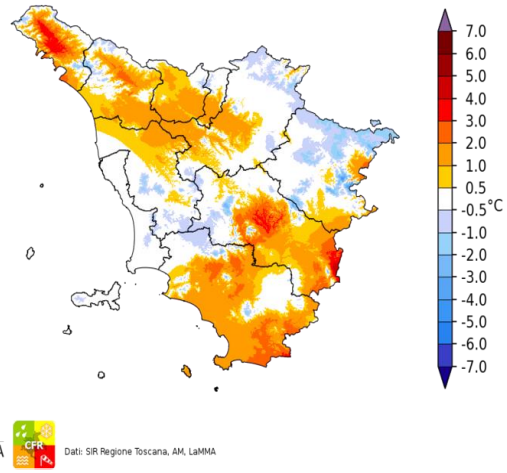

Dati: SIR Regione Toscana, AM, LaMMA

Temperatura Massima del 26/07/2021

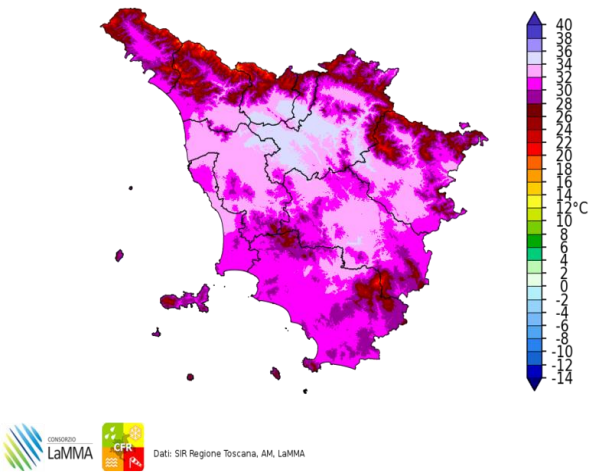

Dati: SIR Regione Toscana, AM, LaMMA

Differenza della Temperatura Massima tra 26/07/2021 e 25/07/2021

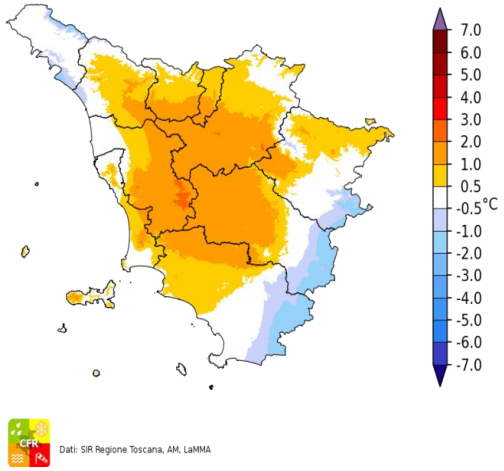

Dati: SIR Regione Toscana, AM, LaMMA

Precipitazione del 26/07/2021

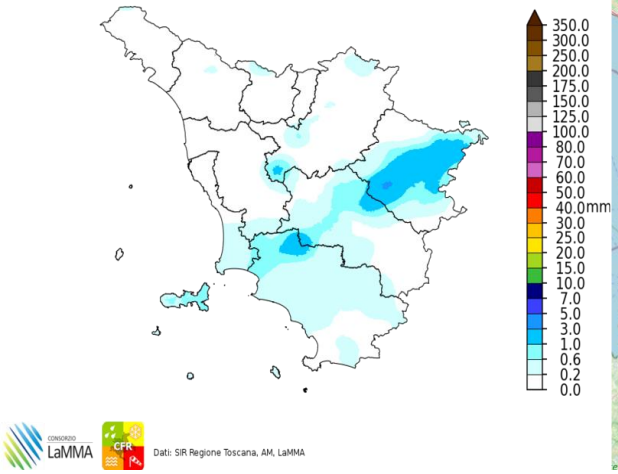

Dati: SIR Regione Toscana, AM, LaMMA

Fulminazioni osservate il giorno 26 Luglio

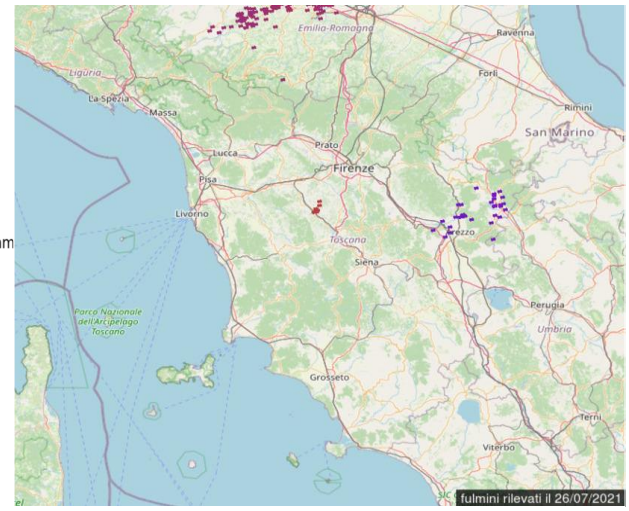

Martedi' 27 Luglio 2021

Situazione: scenario europeo caratterizzato da una bassa pressione sulle isole britanniche e un'alta pressione sulle Azzorre; tuttavia una bassa pressione locale tra coste del nord-africa e isole Baleari determina un gradiente meridionale sulle regioni tirreniche con flusso mite e relativamente umido .

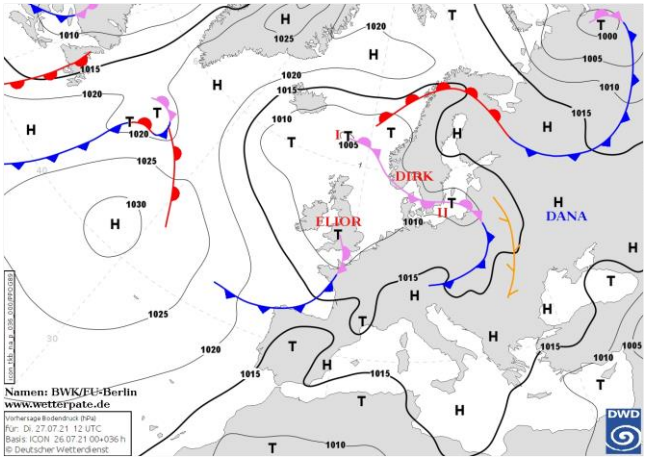

Pressione al suolo e fronti del 27 Luglio alle 12 UTC


Meteosat HRV del 27 Luglio alle 12 UTC

situazione in Toscana



mattina



pomeriggio



sera

Stato del cielo: nuvolosità variabile e irregolare con addensamenti a tratti consistenti.

Fenomeni: piovaschi sparsi e brevi temporali a carattere isolato, più frequenti nella prima parte della giornata.

Venti: deboli meridionali con rinforzi su costa e Arcipelago.

Mari: mossi.

Temperature: stazionarie.

		Arezzo	Firenze	Grosseto	Livorno	Lucca	Massa	Pisa	Pistoia	Prato	Siena
T. min	osservata	20	22	21	24	23	23	23	22	23	20
	anomalia*	5	3	3	3	4	3	5	4	4	2
T. max	osservata	33	36	33	30	34	31	33	32	34	31
	anomalia*	0	3	2	1	2	1	2	0	1	0
Precipitazione (mm/24ore)		1	0	0	0	0	6	0	0	0	0

*anomalia calcolata sulla base della normale climatica decadale 1981-2010

Dati: SIR-Regione Toscana, AM, LaMMA

Temperatura Minima del 27/07/2021

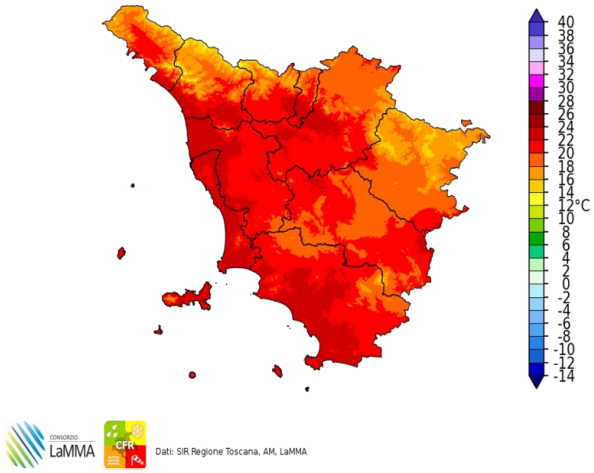

Dati: SIR Regione Toscana, AM, LaMMA

Differenza della Temperatura Minima tra 27/07/2021 e 26/07/2021

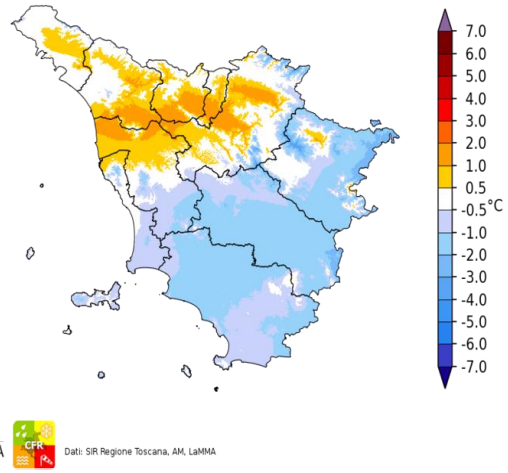

Dati: SIR Regione Toscana, AM, LaMMA

Temperatura Massima del 27/07/2021

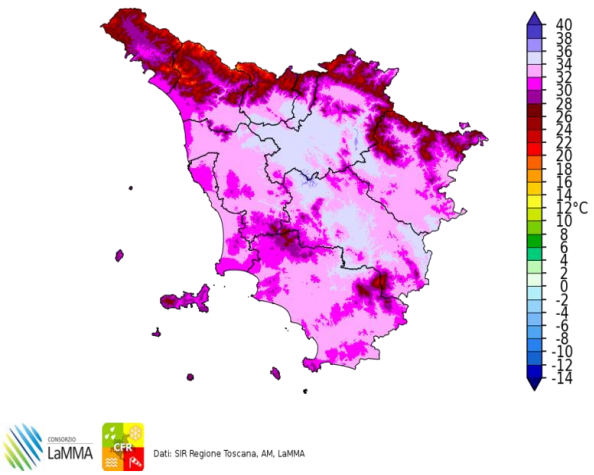

Dati: SIR Regione Toscana, AM, LaMMA

Differenza della Temperatura Massima tra 27/07/2021 e 26/07/2021

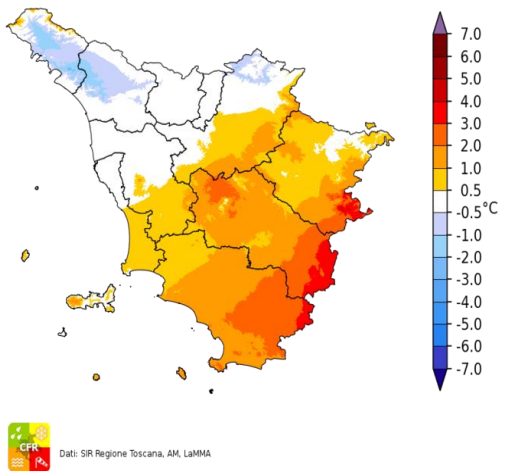

Dati: SIR Regione Toscana, AM, LaMMA

Precipitazione del 27/07/2021

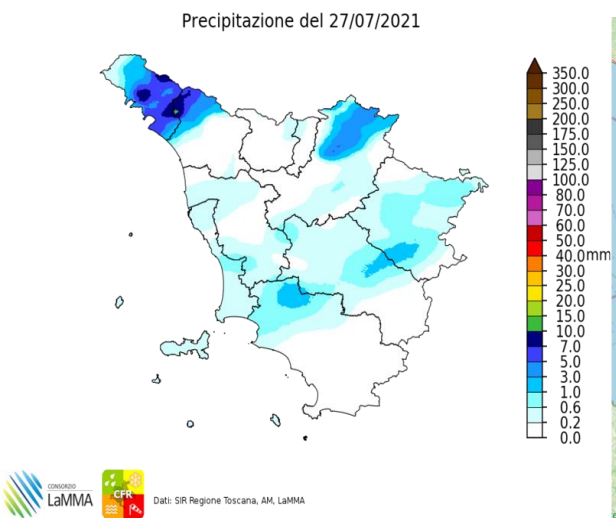

Dati: SIR Regione Toscana, AM, LaMMA

Fulminazioni osservate il giorno 27 Luglio

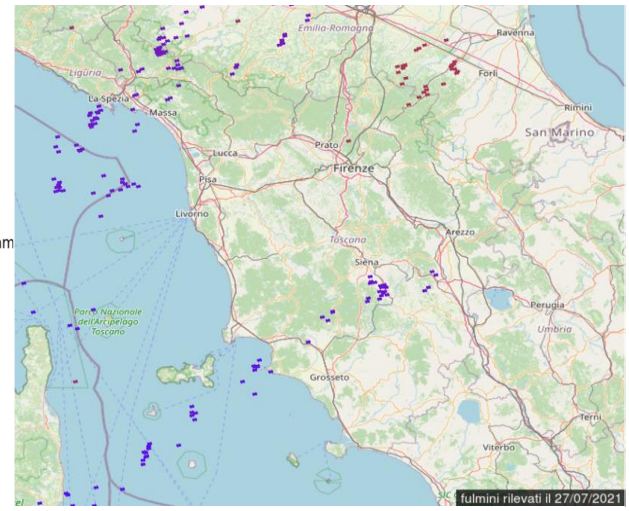

Mercoledi' 28 Luglio 2021

Situazione: pressione in quota in progressivo aumento sul Mediterraneo centrale e condizioni di stabilità.

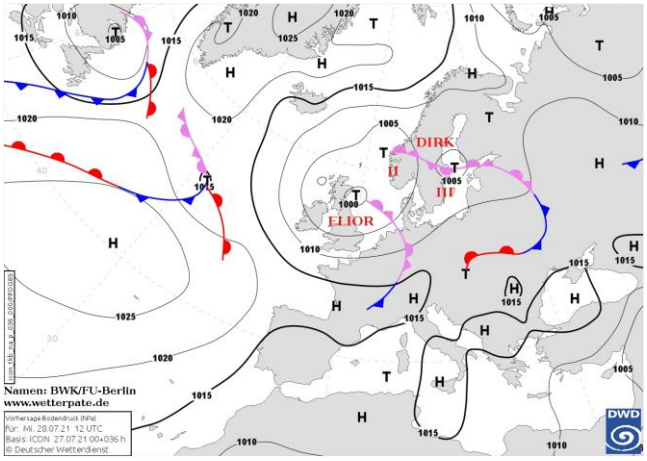

Pressione al suolo e fronti del 28 Luglio alle 12 UTC


Meteosat HRV del 28 Luglio alle 12 UTC

situazione in Toscana



mattina



pomeriggio



sera

Stato del cielo: parzialmente nuvoloso in mattinata. Ampie schiarite dal pomeriggio a partire dalla costa. Sereno in serata.

Fenomeni: nessuno.

Venti: di Scirocco, moderati lungo la costa e in Arcipelago, deboli-moderati nelle zone interne.

Mari: mossi.

Temperature: in lieve calo.

		Arezzo	Firenze	Grosseto	Livorno	Lucca	Massa	Pisa	Pistoia	Prato	Siena
T. min	osservata	16	21	21	24	22	23	23	21	23	21
	anomalia*	1	2	3	3	3	3	5	3	3	2
T. max	osservata	34	35	30	29	31	28	32	32	33	32
	anomalia*	2	2	-1	0	-1	-2	1	-1	0	0
Precipitazione (mm/24ore)		0	0	0	0	0	0	0	0	0	0

*anomalia calcolata sulla base della normale climatica decadale 1981-2010 Dati: SIR-Regione Toscana, AM, LaMMA

Temperatura Minima del 28/07/2021

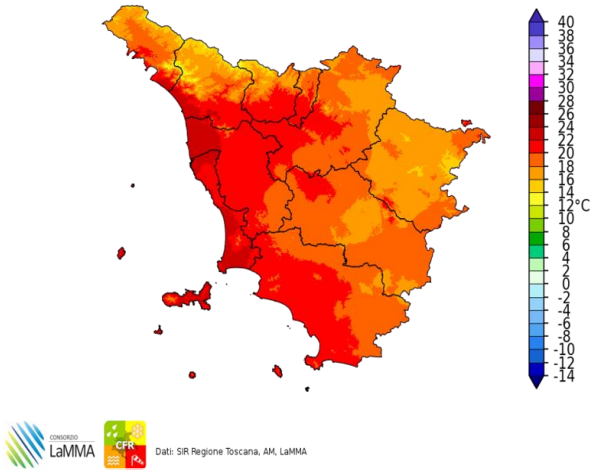

Dati: SIR Regione Toscana, AM, LaMMA

Differenza della Temperatura Minima tra 28/07/2021 e 27/07/2021

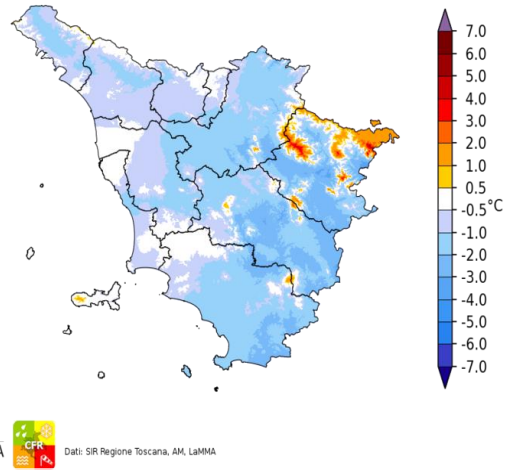

Dati: SIR Regione Toscana, AM, LaMMA

Temperatura Massima del 28/07/2021

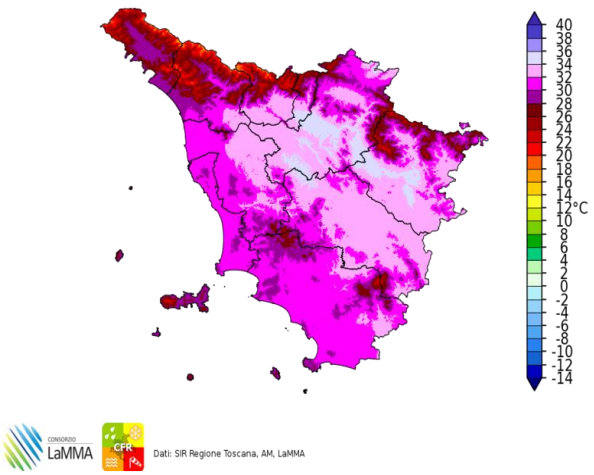

Dati: SIR Regione Toscana, AM, LaMMA

Differenza della Temperatura Massima tra 28/07/2021 e 27/07/2021

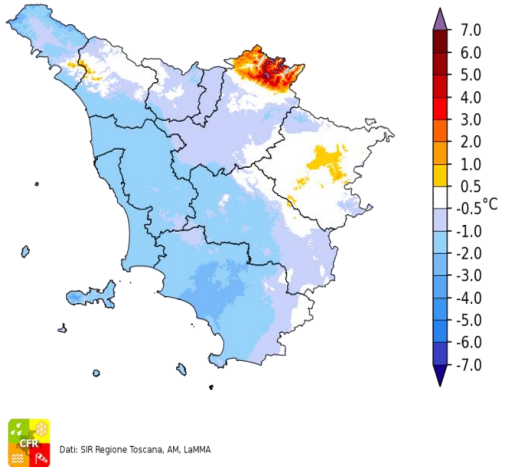

Dati: SIR Regione Toscana, AM, LaMMA

Total Precipitation [mm] cumulated on Wed, 28/07/2021

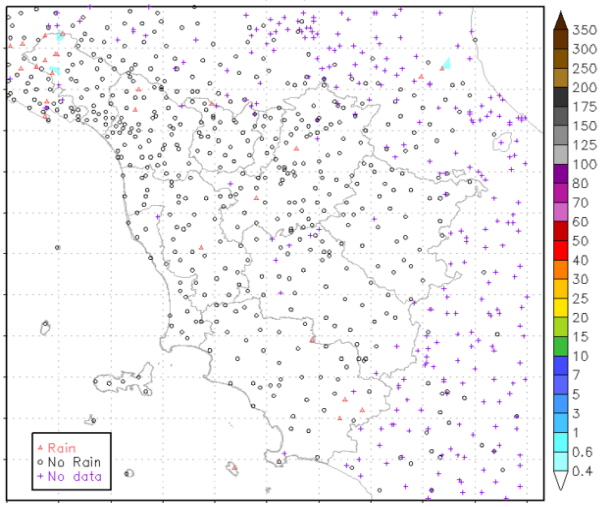

Fulminazioni osservate il giorno 28 Luglio

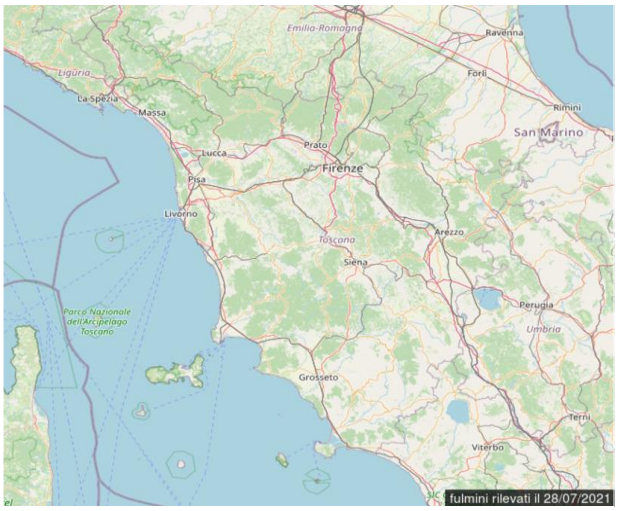

Giovedi' 29 Luglio 2021

Situazione: il continente europeo è interessato dal rapido transito di una perturbazione atlantica attualmente centrata sul mare del Nord; nel contempo un campo di alta pressione si va irrobustendo sul Mediterraneo meridionale garantisce condizioni di stabilità anche sulla nostra regione.

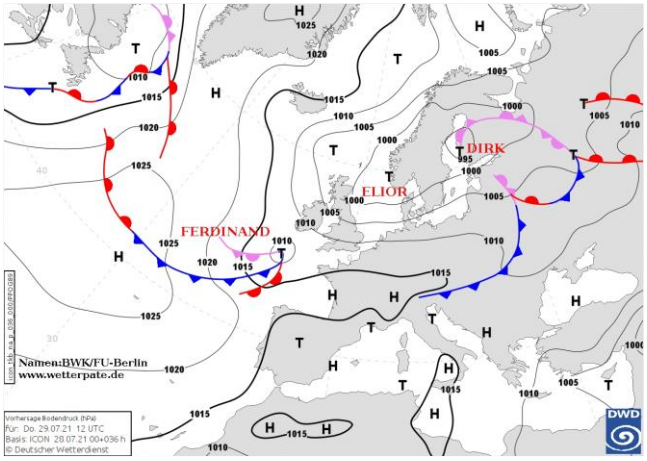

Pressione al suolo e fronti del 29 Luglio alle 12 UTC

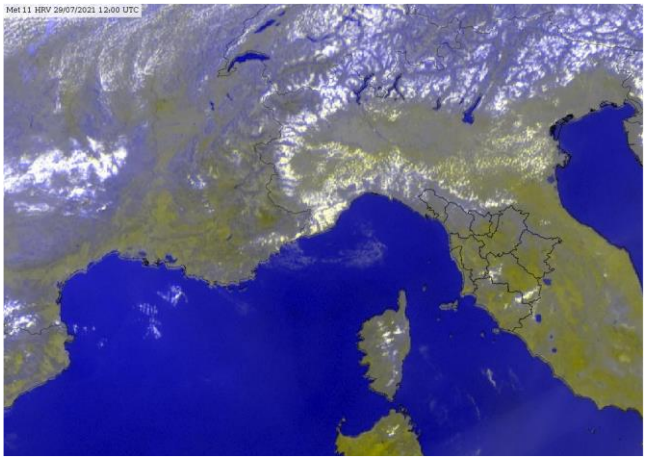
Meteosat HRV del 29 Luglio alle 12 UTC

situazione in Toscana

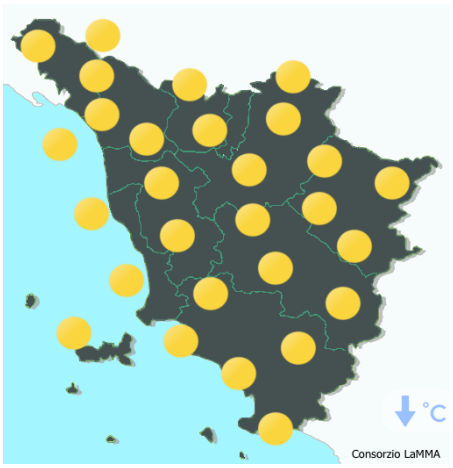

mattina



pomeriggio



sera

Stato del cielo: sereno o poco nuvoloso.

Fenomeni: nessuno.

Venti: deboli a regime di brezza.

Mari: mossi a sud dell'Elba, poco mossi altrove.

Temperature: minime in calo, massime in aumento.

		Arezzo	Firenze	Grosseto	Livorno	Lucca	Massa	Pisa	Pistoia	Prato	Siena
T. min	osservata	15	19	19	23	20	22	20	19	21	20
	anomalia*	0	0	1	2	1	2	2	1	1	1
T. max	osservata	35	36	32	28	33	29	31	33	35	35
	anomalia*	2	3	0	0	1	-1	1	0	2	4
Precipitazione (mm/24ore)		0	0	0	0	0	0	0	0	0	0

*anomalia calcolata sulla base della normale climatica decadale 1981-2010 Dati: SIR-Regione Toscana, AM, LaMMA

Temperatura Minima del 29/07/2021

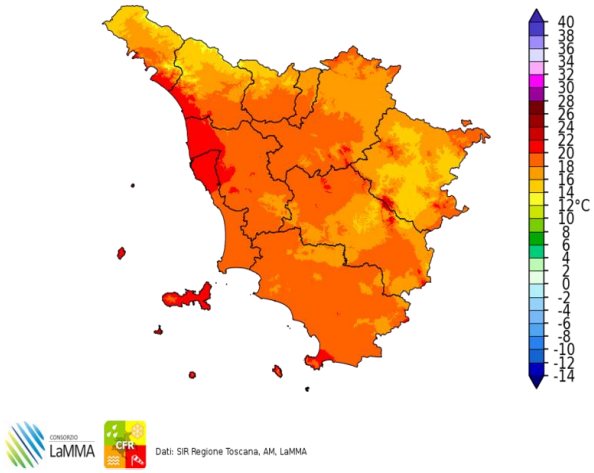

Dati: SIR Regione Toscana, AM, LaMMA

Differenza della Temperatura Minima tra 29/07/2021 e 28/07/2021

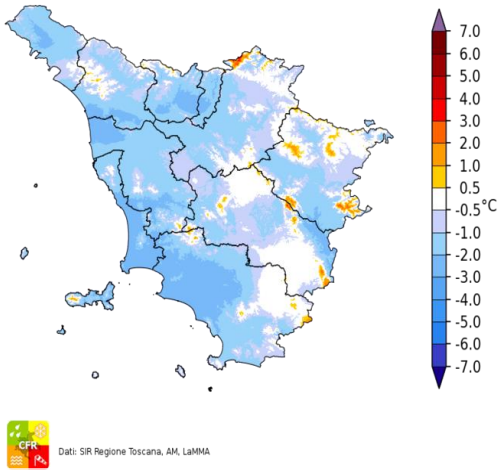

Dati: SIR Regione Toscana, AM, LaMMA

Temperatura Massima del 29/07/2021

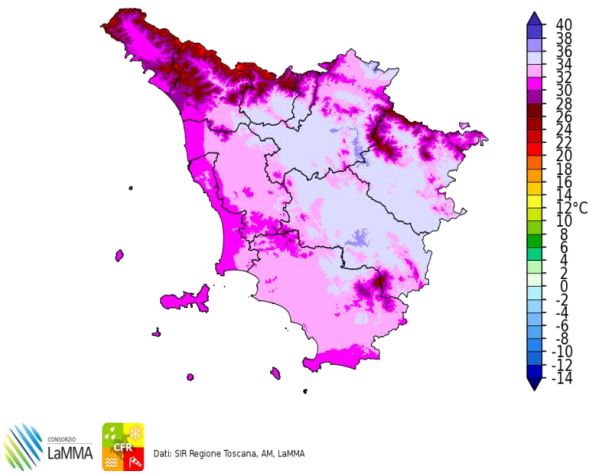

Dati: SIR Regione Toscana, AM, LaMMA

Differenza della Temperatura Massima tra 29/07/2021 e 28/07/2021

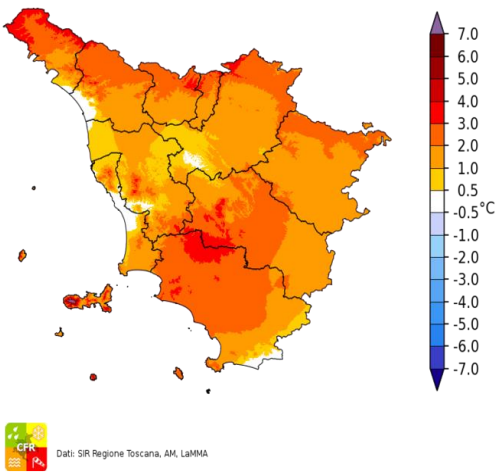

Dati: SIR Regione Toscana, AM, LaMMA

Precipitazione del 29/07/2021

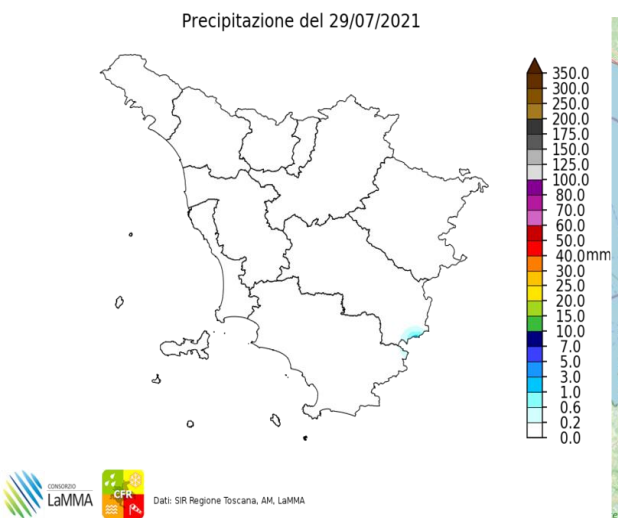

Dati: SIR Regione Toscana, AM, LaMMA

Fulminazioni osservate il giorno 29 Luglio

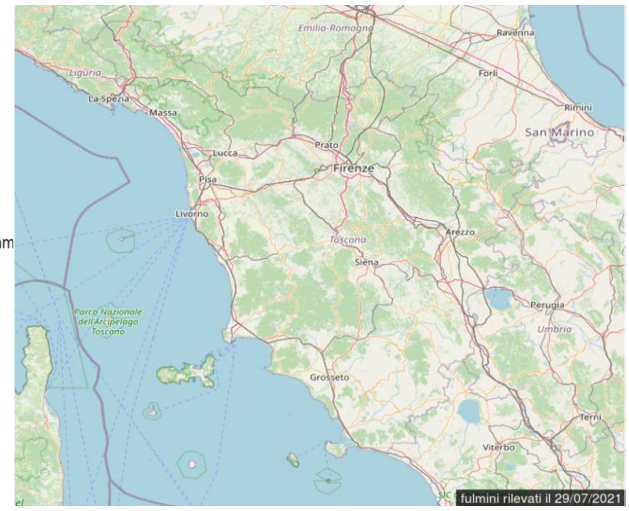

Venerdi' 30 Luglio 2021

Situazione: promontorio sub-tropicale sull'Europa meridionale, fronte freddo in avvicinamento dall'Europa nord-occidentale.

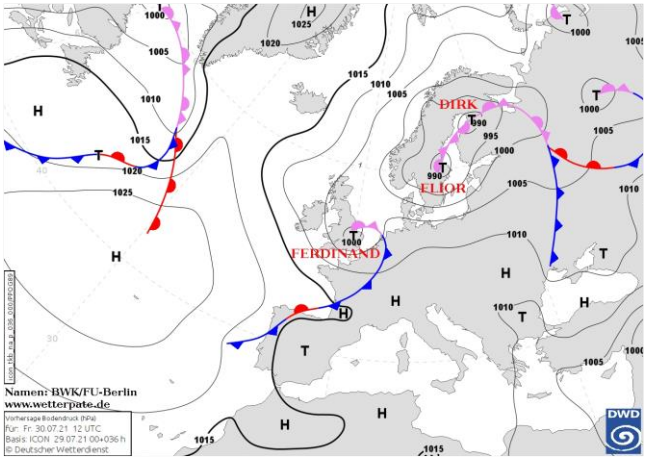

Pressione al suolo e fronti del 30 Luglio alle 12 UTC


Meteosat HRV del 30 Luglio alle 12 UTC

situazione in Toscana

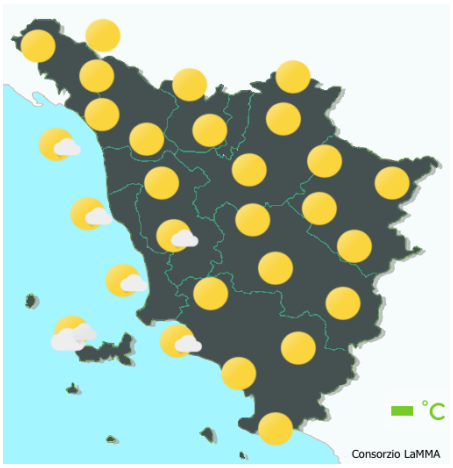

mattina

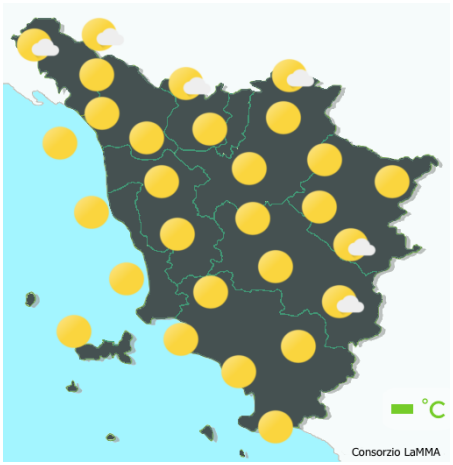

pomeriggio



sera

Stato del cielo: sereno o poco nuvoloso.

Fenomeni: nessuno.

Venti: deboli o temporaneamente moderati nel pomeriggio occidentali, sud-occidentali, con rinforzi sui rilievi.

Mari: poco mossi.

Temperature: pressoché stazionarie.

		Arezzo	Firenze	Grosseto	Livorno	Lucca	Massa	Pisa	Pistoia	Prato	Siena
T. min	osservata	15	19	20	23	19	20	19	18	20	21
	anomalia*	0	0	2	1	0	0	1	0	0	2
T. max	osservata	32	36	31	30	33	28	32	33	35	35
	anomalia*	0	3	-1	1	1	-2	2	0	2	4
Precipitazione (mm/24ore)		N.D.	0	0	0	0	0	0	0	0	0

*anomalia calcolata sulla base della normale climatica decadale 1981-2010 Dati: SIR-Regione Toscana, AM, LaMMA

Temperatura Minima del 30/07/2021

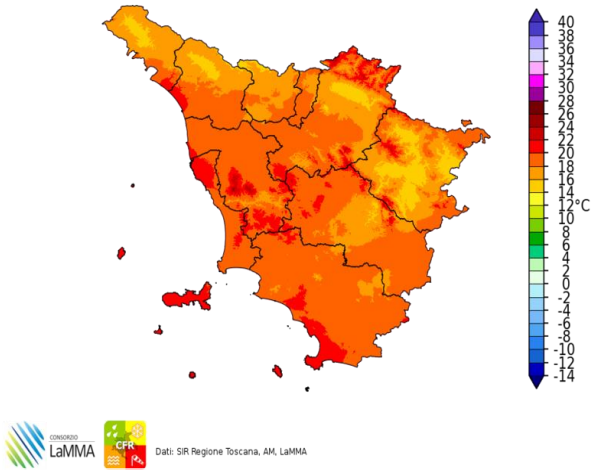

Dati: SIR Regione Toscana, AM, LaMMA

Differenza della Temperatura Minima tra 30/07/2021 e 29/07/2021

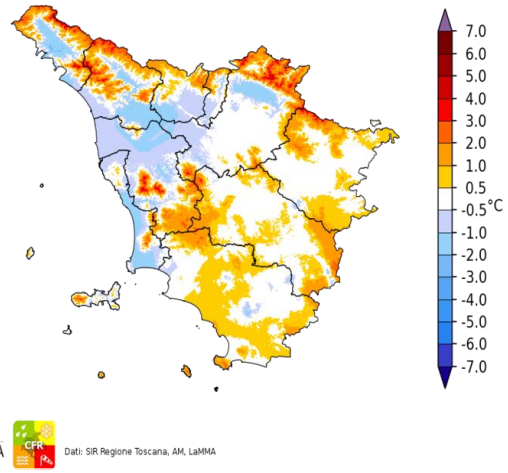

Dati: SIR Regione Toscana, AM, LaMMA

Temperatura Massima del 30/07/2021

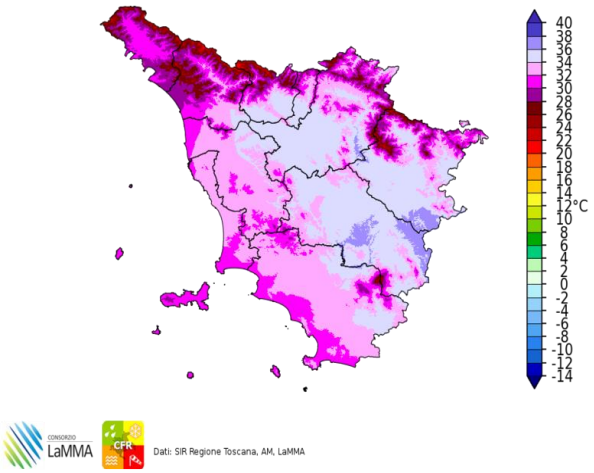

Dati: SIR Regione Toscana, AM, LaMMA

Differenza della Temperatura Massima tra 30/07/2021 e 29/07/2021

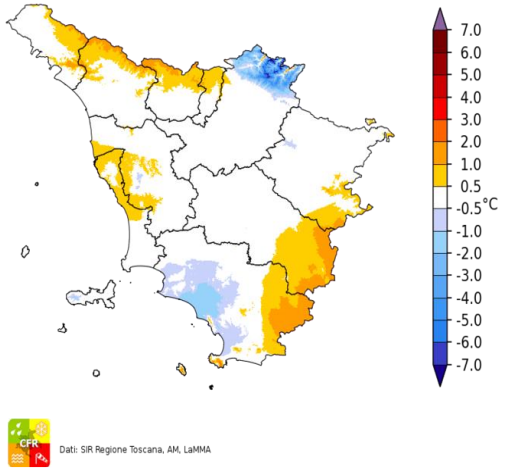

Dati: SIR Regione Toscana, AM, LaMMA

Precipitazione del 30/07/2021

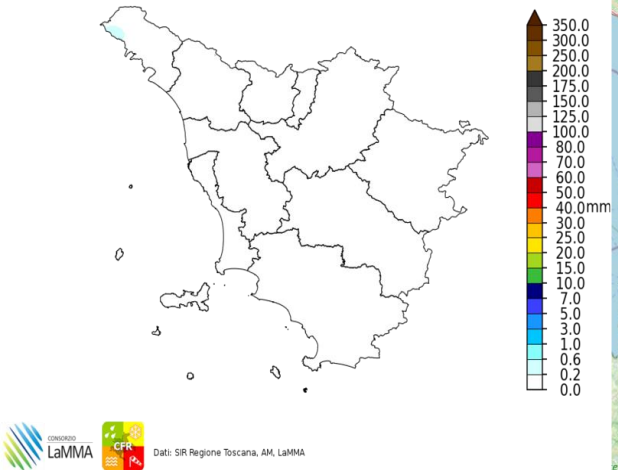

Dati: SIR Regione Toscana, AM, LaMMA

Fulminazioni osservate il giorno 30 Luglio

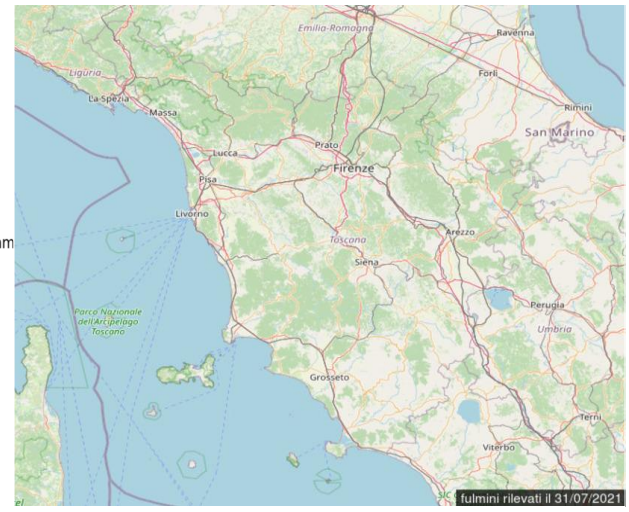

Sabato 31 Luglio 2021

Situazione: promontorio sub-tropicale sull'Europa meridionale, fronte freddo in avvicinamento dall'Europa nord-occidentale.

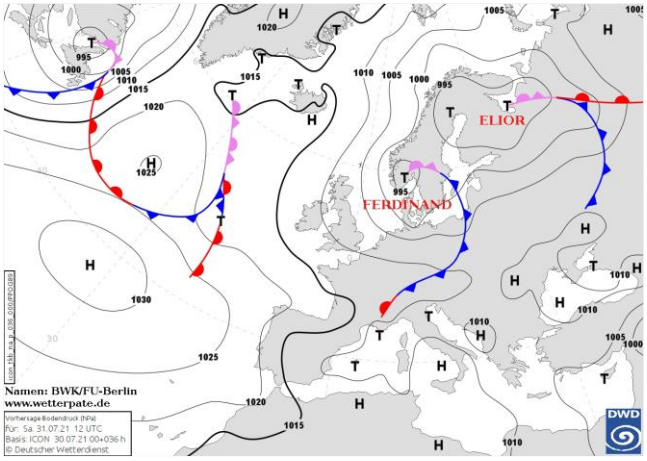

Pressione al suolo e fronti del 31 Luglio alle 12 UTC


Meteosat HRV del 31 Luglio alle 12 UTC

situazione in Toscana

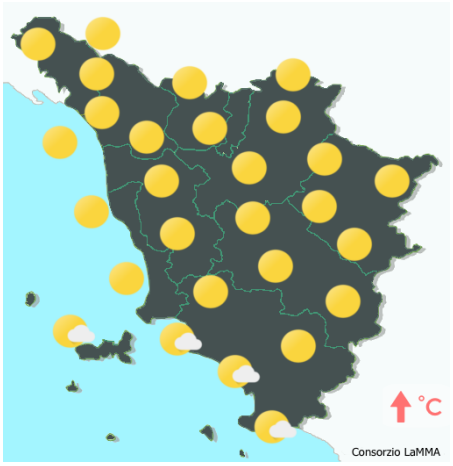

mattina



pomeriggio



sera

Stato del cielo: sereno o poco nuvoloso con aumento della nuvolosità dalla sera sulle zone occidentali.

Fenomeni: in serata rovesci isolati sulle Apuane.

Venti: deboli o moderati con rinforzi sui rilievi, in prevalenza meridionali.

Mari: poco mossi.

Temperature: in aumento le minime sulle zone interne.

		Arezzo	Firenze	Grosseto	Livorno	Lucca	Massa	Pisa	Pistoia	Prato	Siena
T. min	osservata	N.D.	19	21	23	19	20	20	19	21	21
	anomalia*	N.D.	0	3	2	0	0	1	0	1	2
T. max	osservata	N.D.	36	32	29	33	30	32	33	35	34
	anomalia*	N.D.	3	0	0	1	0	2	0	2	2
Precipitazione (mm/24ore)		N.D.	0	0	0	0	0	0	0	0	0

*anomalia calcolata sulla base della normale climatica decadale 1981-2010 Dati: SIR-Regione Toscana, AM, LaMMA

Temperatura Minima del 31/07/2021

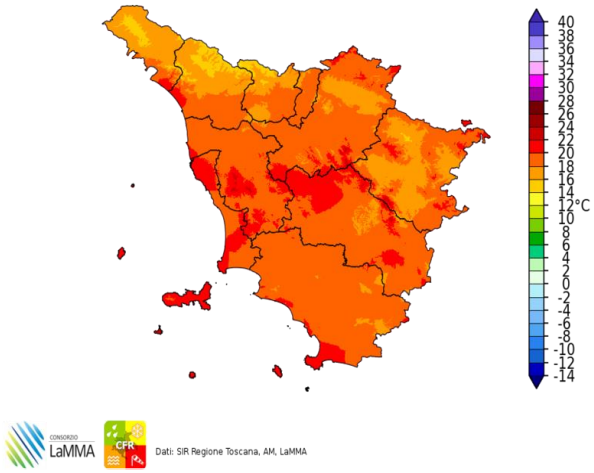

Dati: SIR Regione Toscana, AM, LaMMA

Differenza della Temperatura Minima tra 31/07/2021 e 30/07/2021

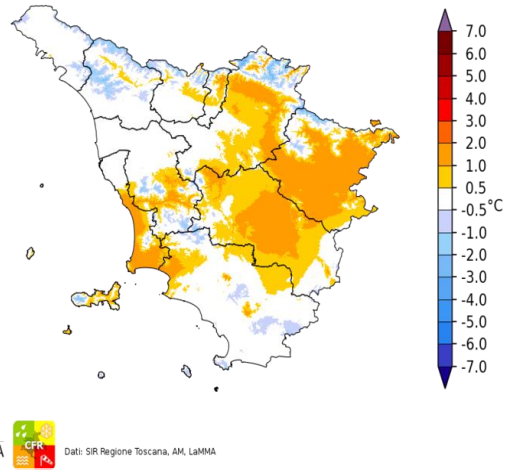

Dati: SIR Regione Toscana, AM, LaMMA

Temperatura Massima del 31/07/2021

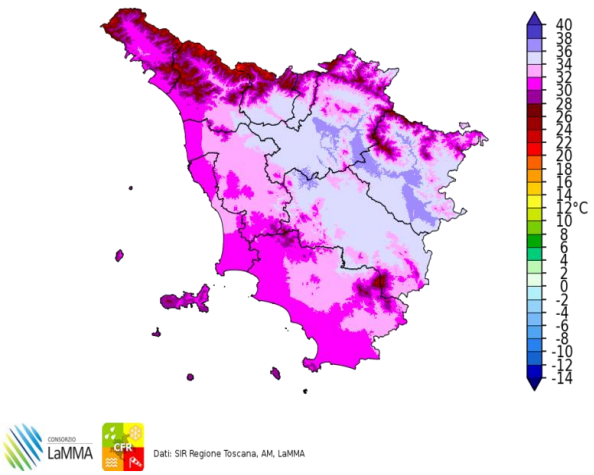

Dati: SIR Regione Toscana, AM, LaMMA

Differenza della Temperatura Massima tra 31/07/2021 e 30/07/2021

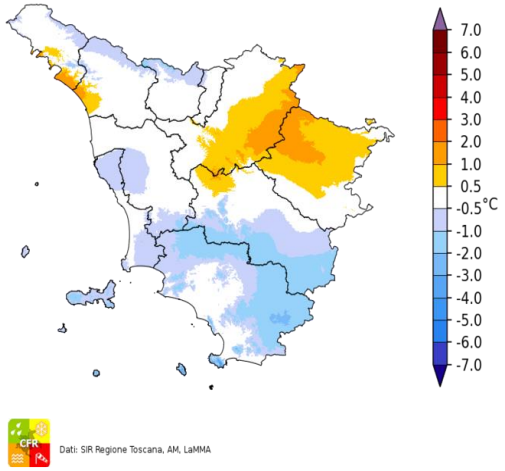

Dati: SIR Regione Toscana, AM, LaMMA

Precipitazione del 31/07/2021

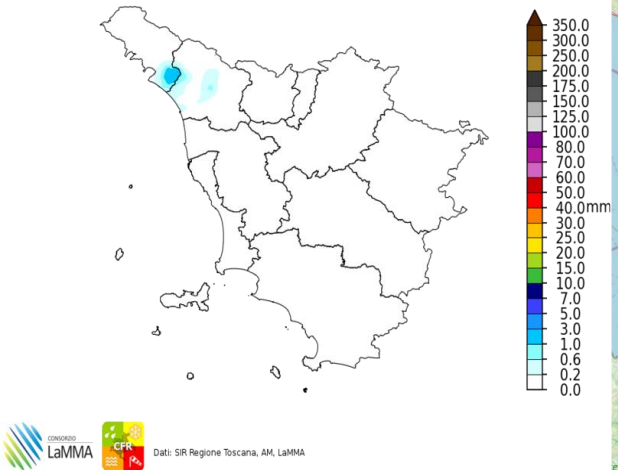

Dati: SIR Regione Toscana, AM, LaMMA

Fulminazioni osservate il giorno 31 Luglio

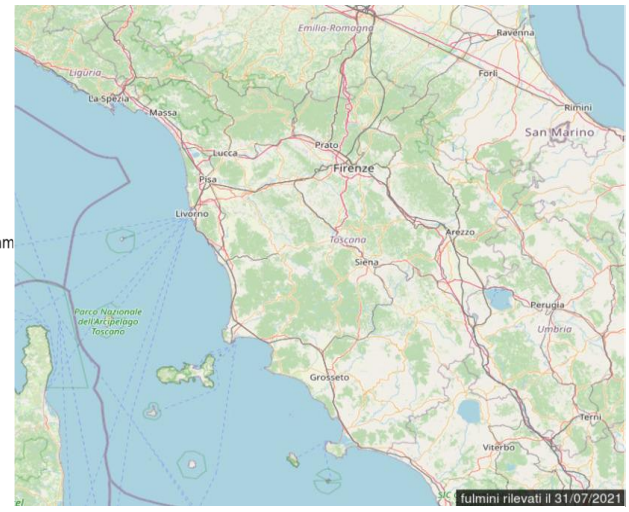

III decade - Quadro regionale – Precipitazioni

Nel corso della terza decade di Luglio la nostra regione è sempre rimasta la margine del flusso perturbato che ha interessato Europa e arco alpino ed è risultata interessata da correnti sud-occidentali stabili. Si sono pertanto registrate sono deboli precipitazioni a carattere sparso con cumulati generalmente non rilevanti e inferiori a quelli tipici (e non particolarmente significavi) del periodo.

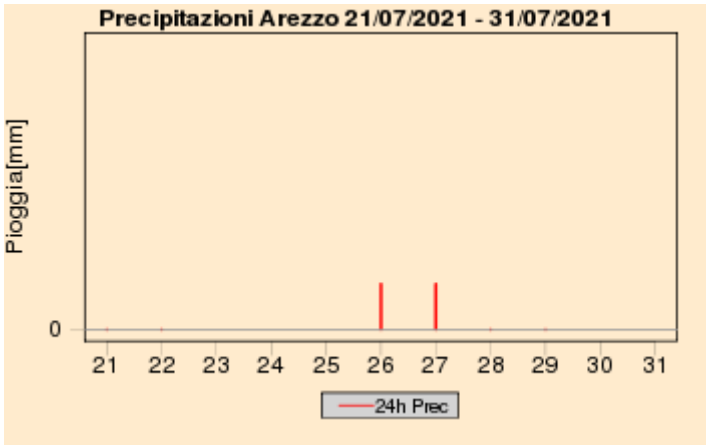

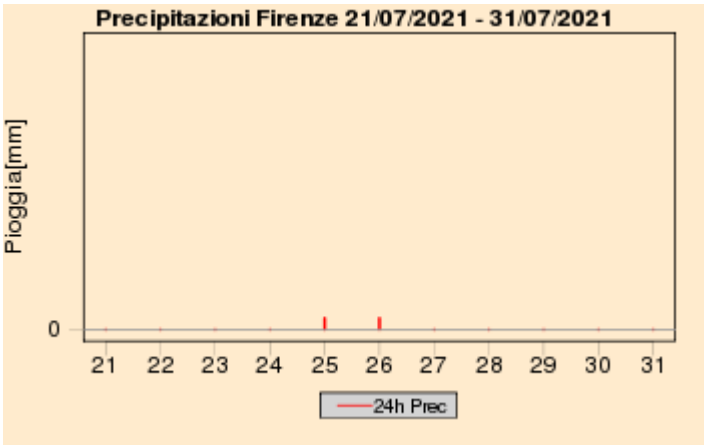

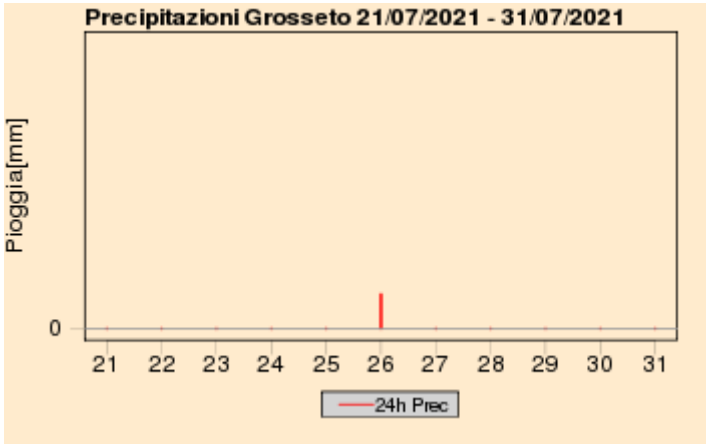

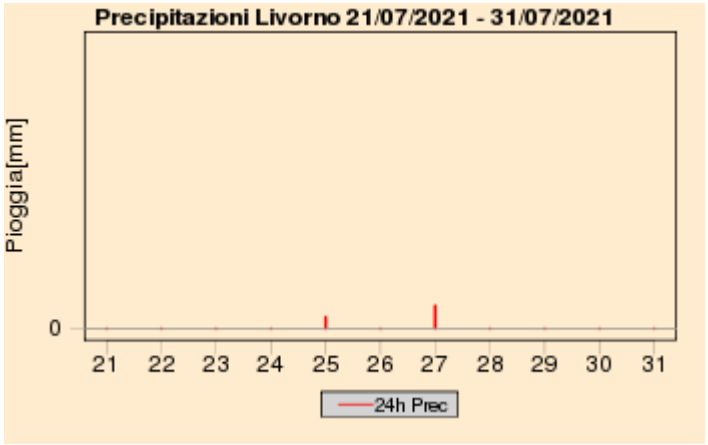

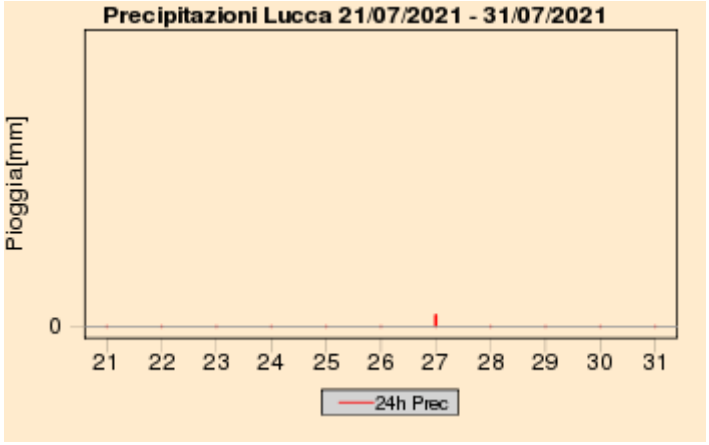

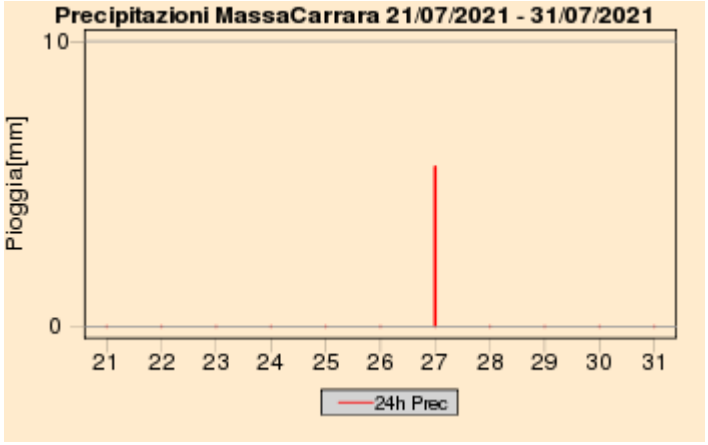

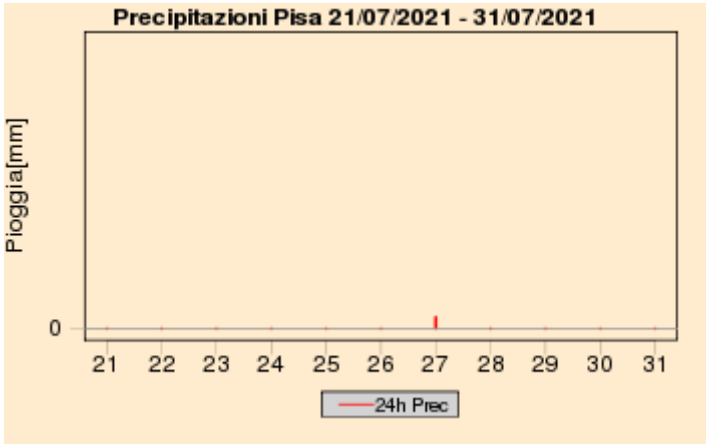

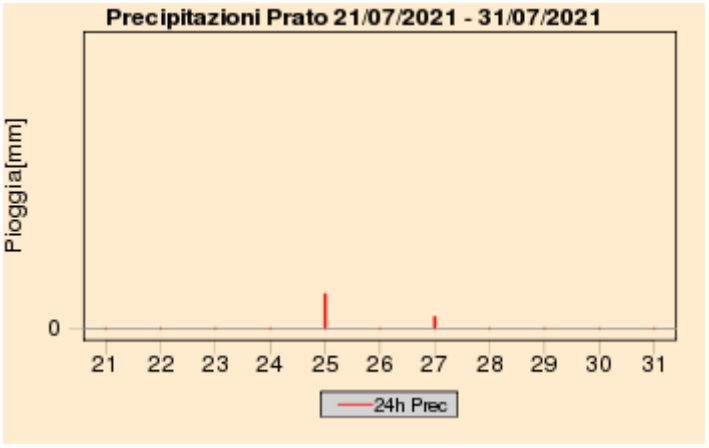

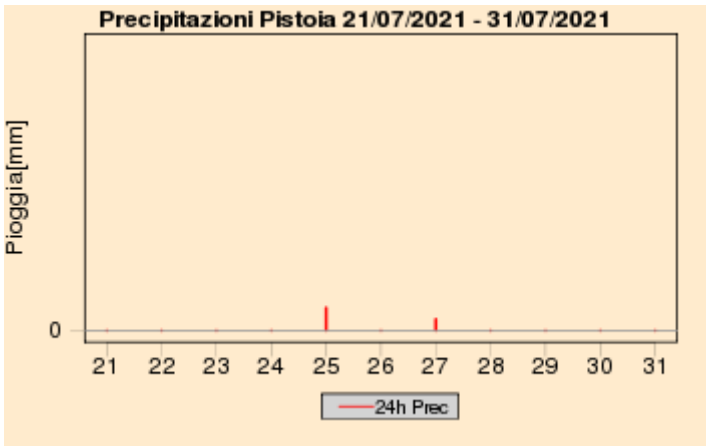

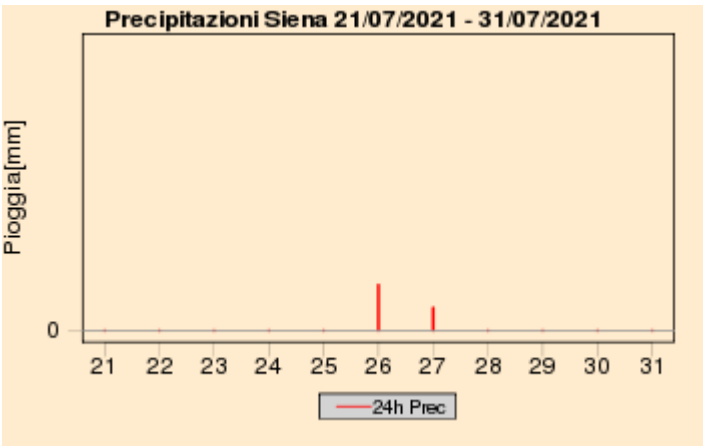

Quadro regionale – Cumulati decadali di precipitazione, anomalia di precipitazione e numero di giorni di pioggia

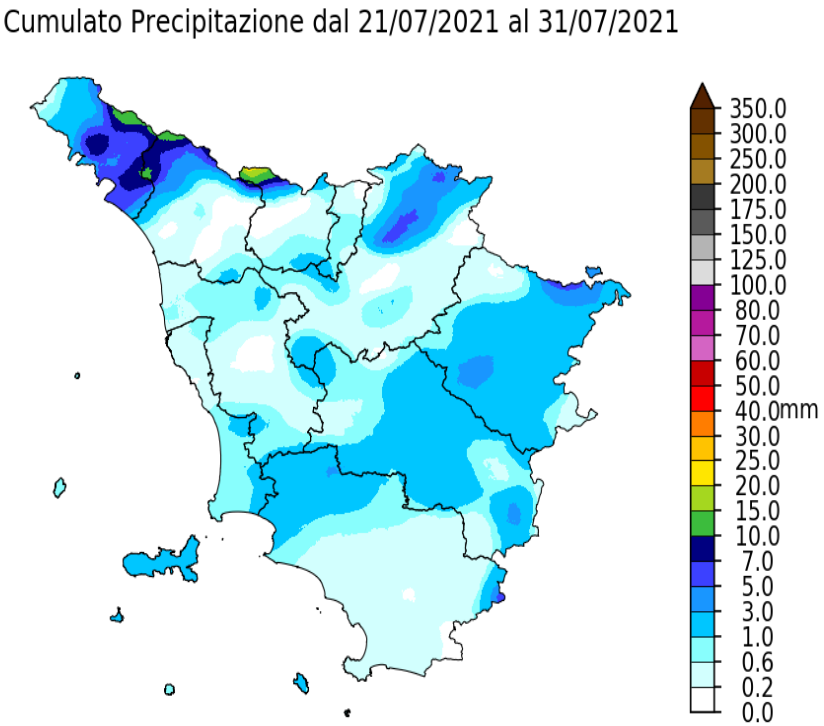

Dati: SIR Regione Toscana, AM, LaMMA

Percentuale di Precipitazione rispetto alla media climatica
dal 21/07/2021 al 31/07/2021

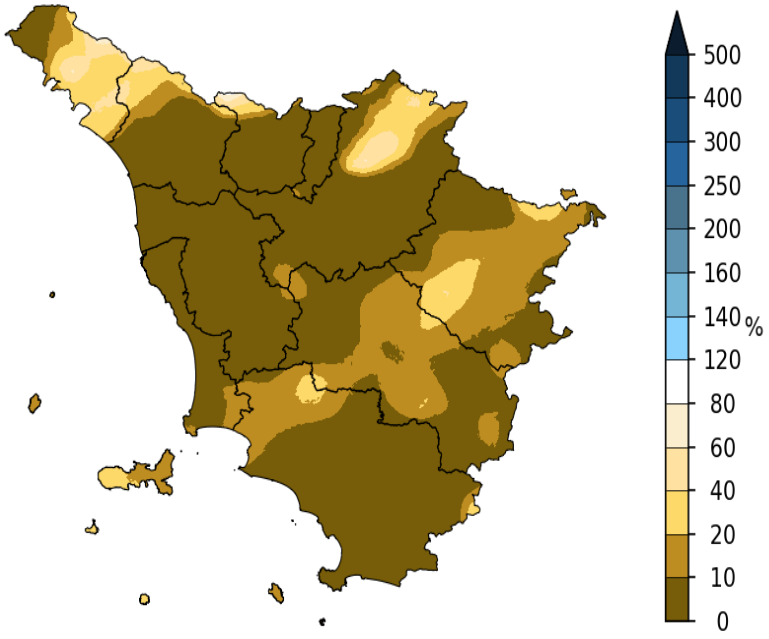

Dati: SIR Regione Toscana, AM, LaMMA

Giorni con Pioggia ≥ di 1 mm dal 21/07/2021 al 31/07/2021

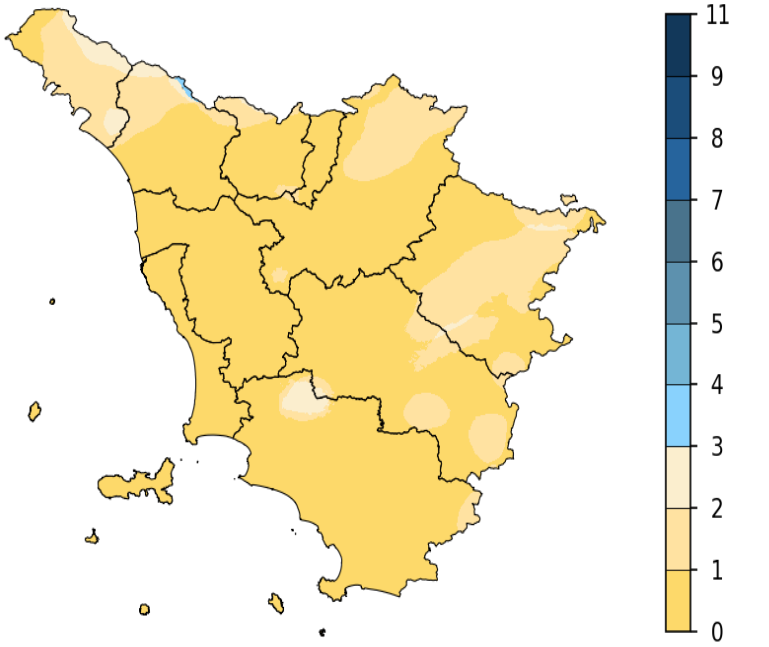

Dati: SIR Regione Toscana, AM, LaMMA

III decade - Quadro regionale – Temperature

Nel corso della terza decade di Luglio le temperature sono risultate abbastanza stazionarie e su valori prevalentemente poco superiori alle medie sia per quanto riguarda le minime che le massime. Le anomalie più marcate, superiori a 2 gradi, si sono osservate per i valori massimi giornalieri sulle zone interne e orientali.

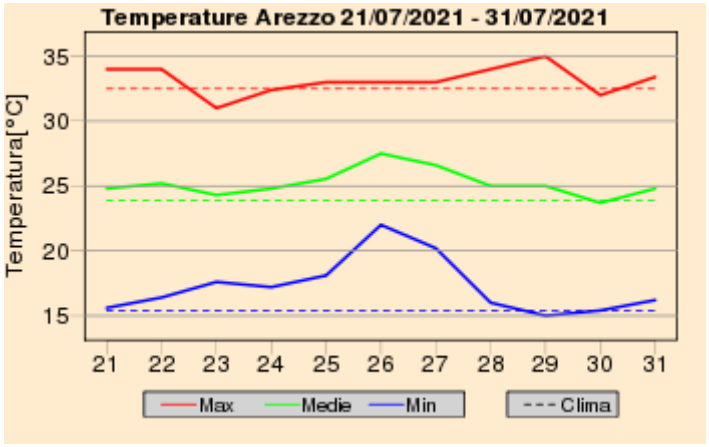

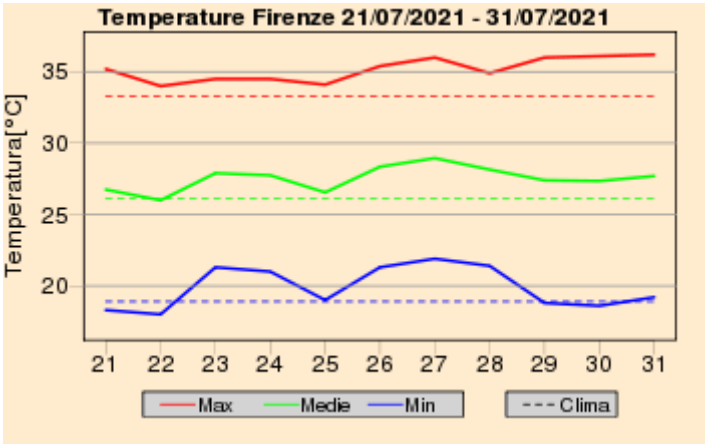

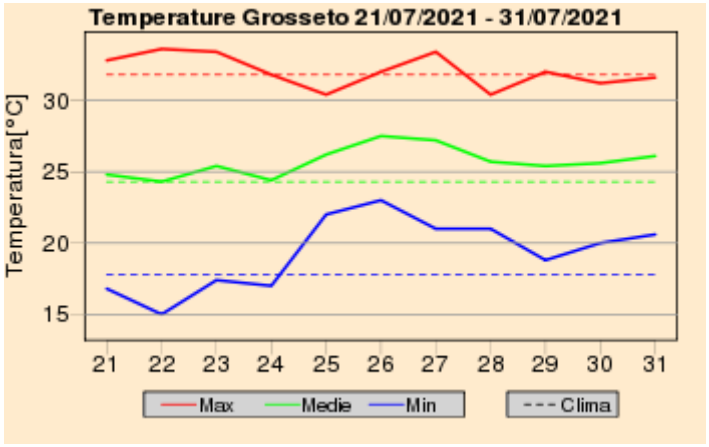

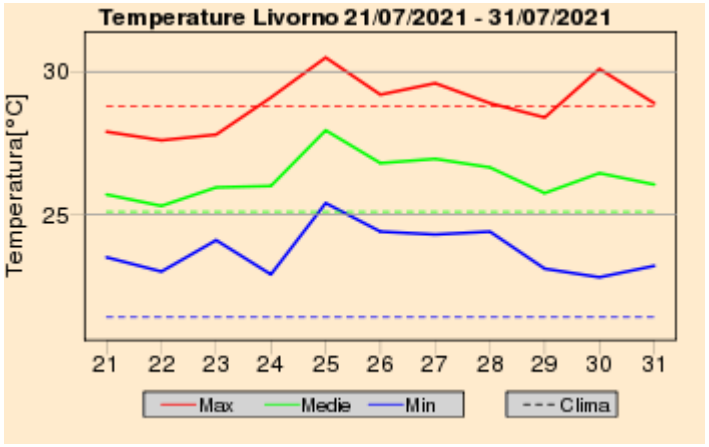

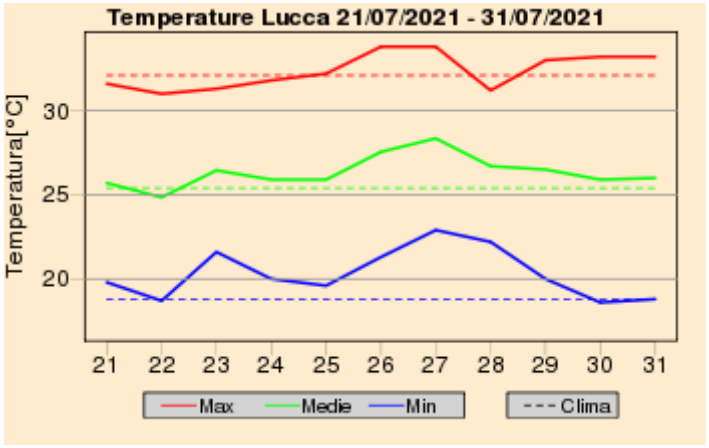

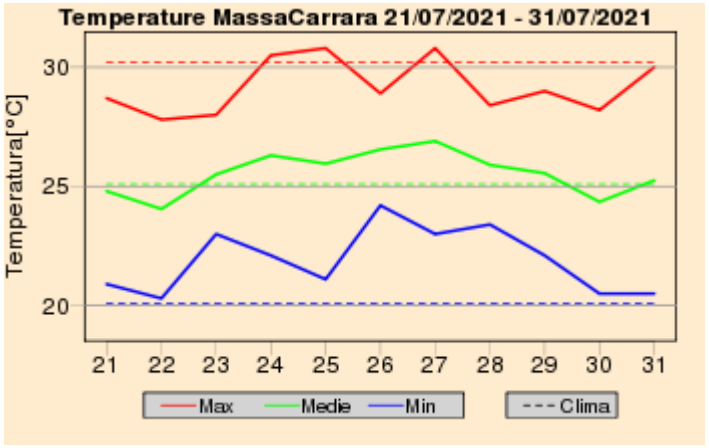

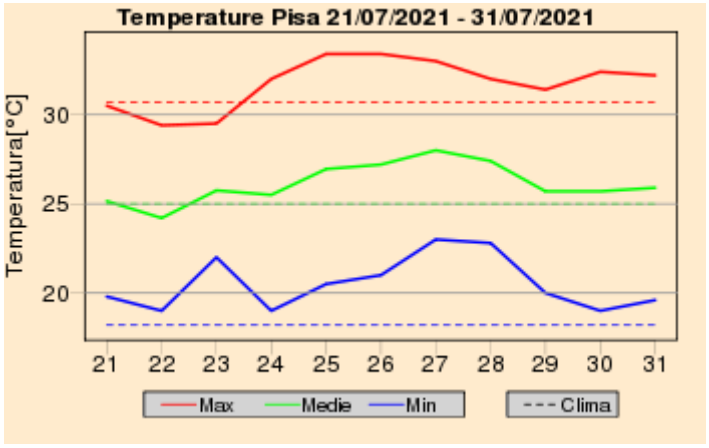

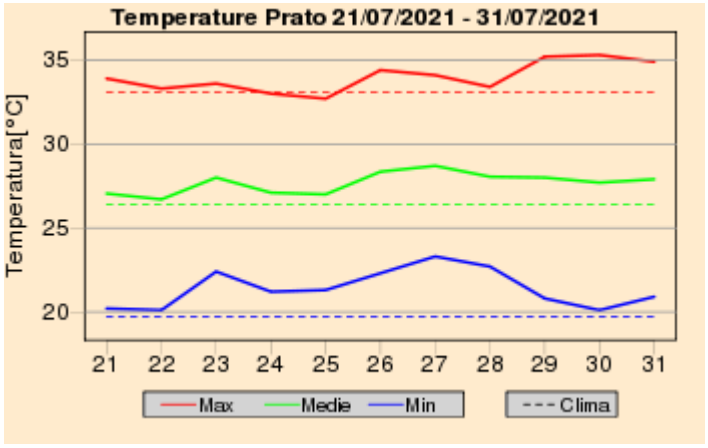

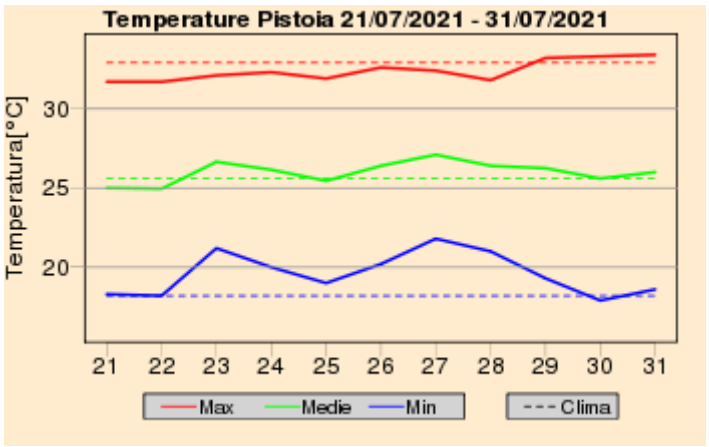

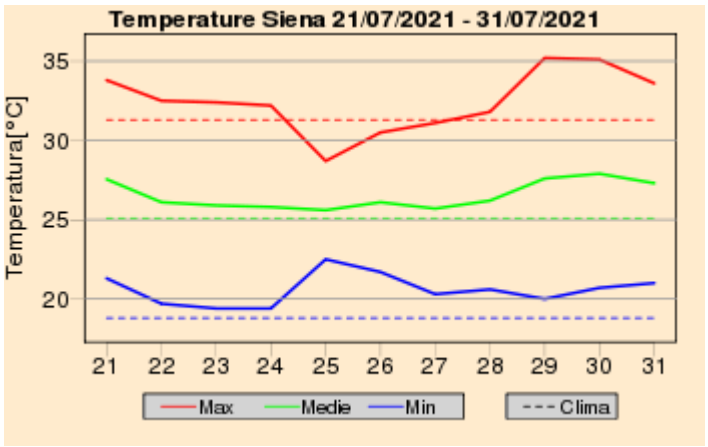

Quadro regionale – Anomalie termiche

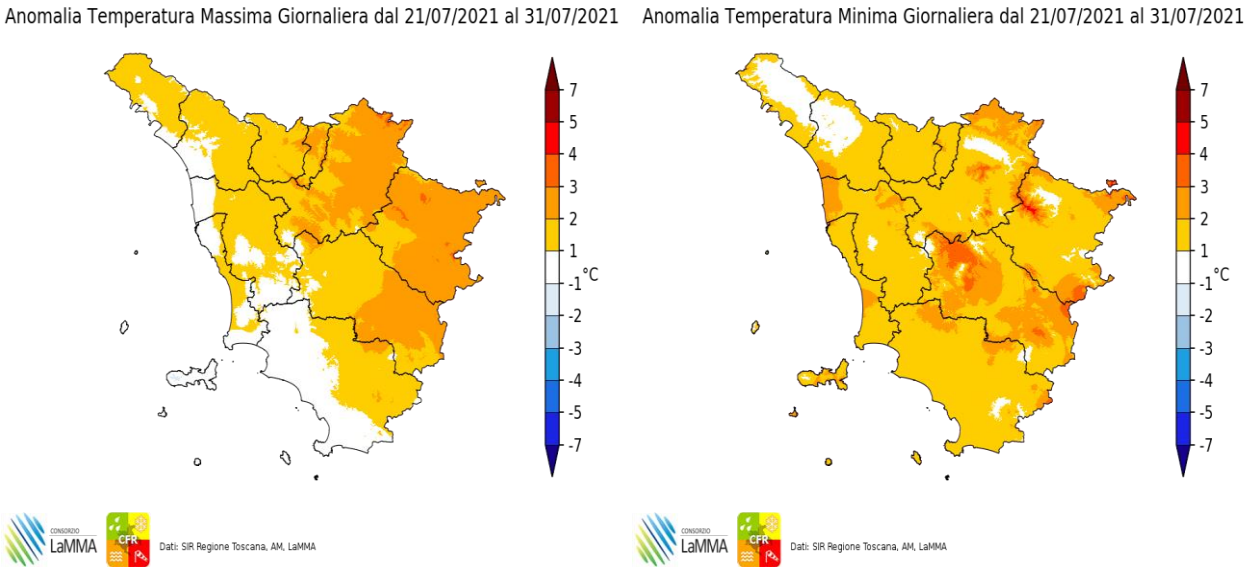

Anomalia termica decadale per le temperature massime e minime giornaliere

Grafici mensili: Precipitazioni

Luglio 2021 è risultato decisamente stabile sulla Toscana e le precipitazioni di conseguenza sono risultate estremamente scarse su tutto il territorio. Si sono cumulati nel corso del mese non più di 40-50 mm sui settori appenninici e non oltre i 10-20 mm su tutto il resto del territorio, valori, questi, decisamente inferiori a quelli medi climatologici. Anche su tutti i capoluoghi i cumulati cosi come i giorni di pioggia sono risultati inferiori a quelli di riferimento.

Quadro regionale – Precipitazioni osservate nei capoluoghi

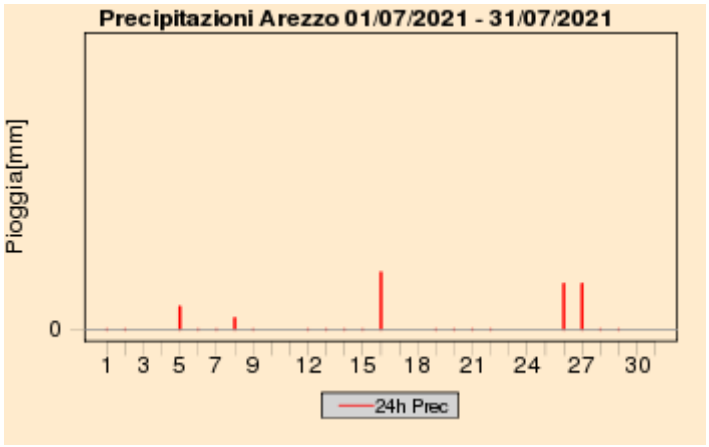

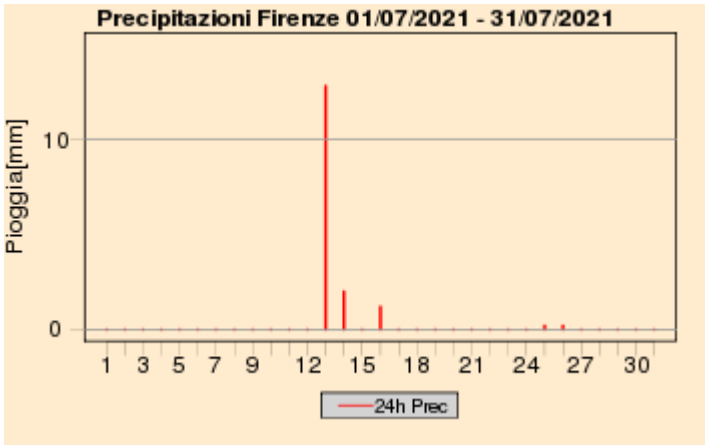

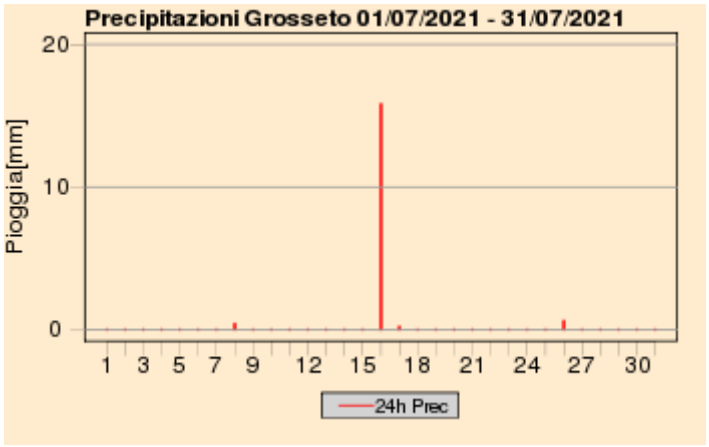

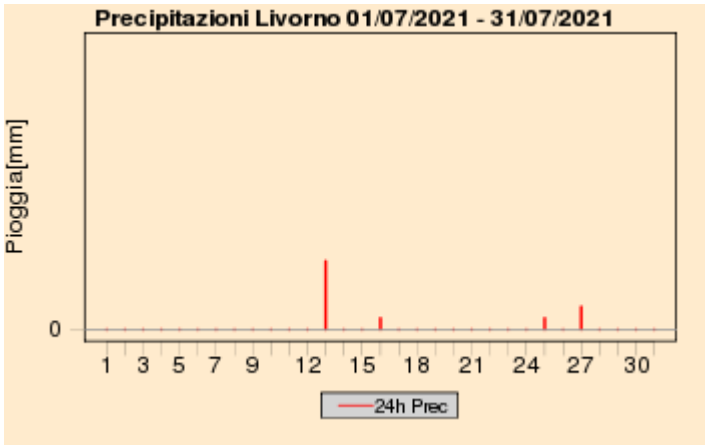

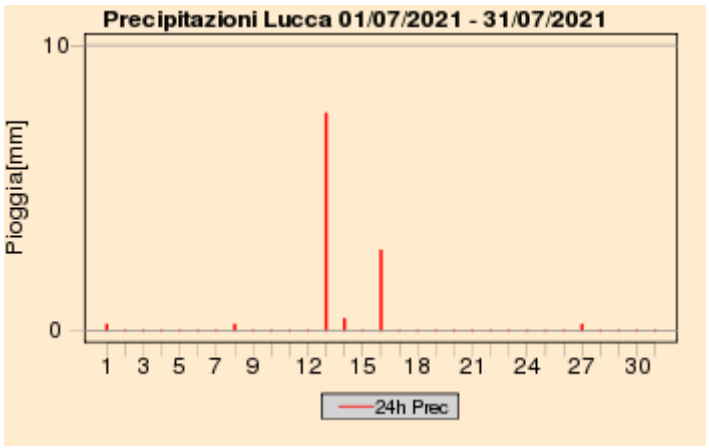

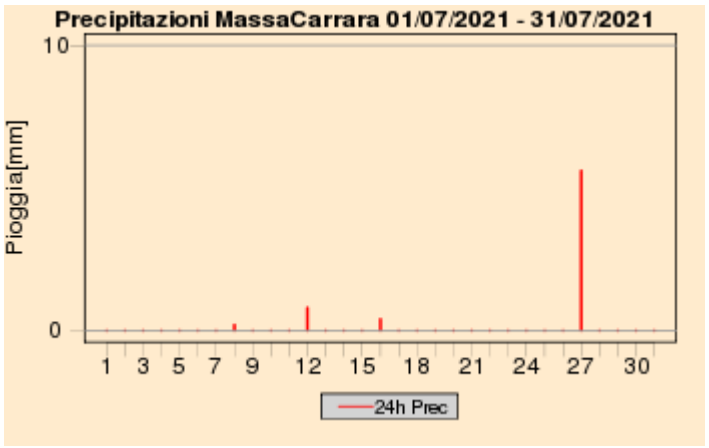

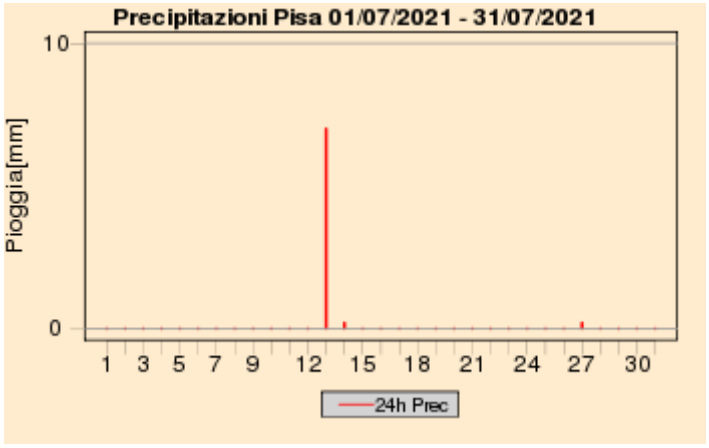

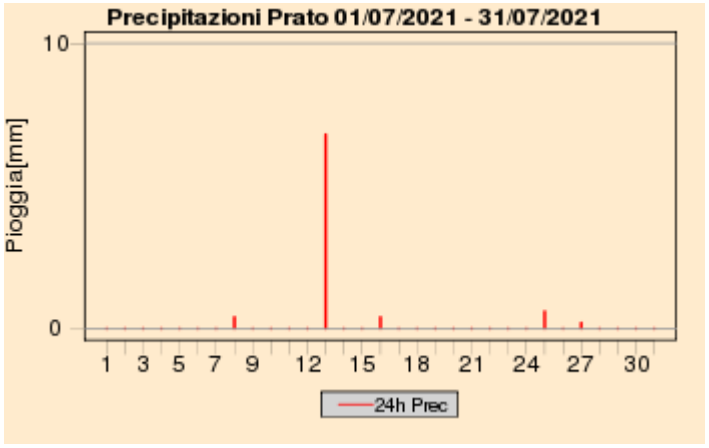

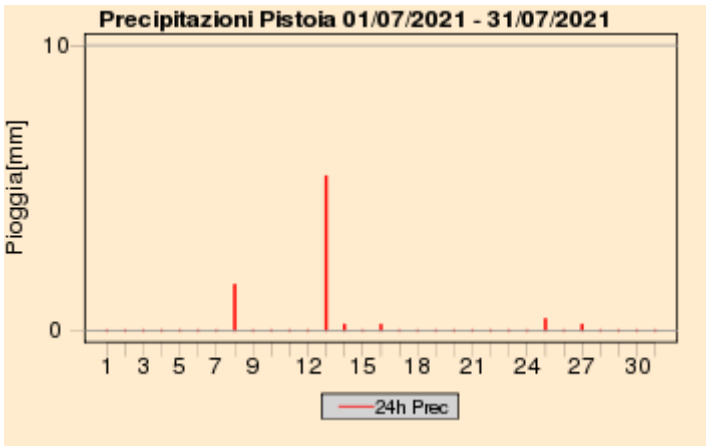

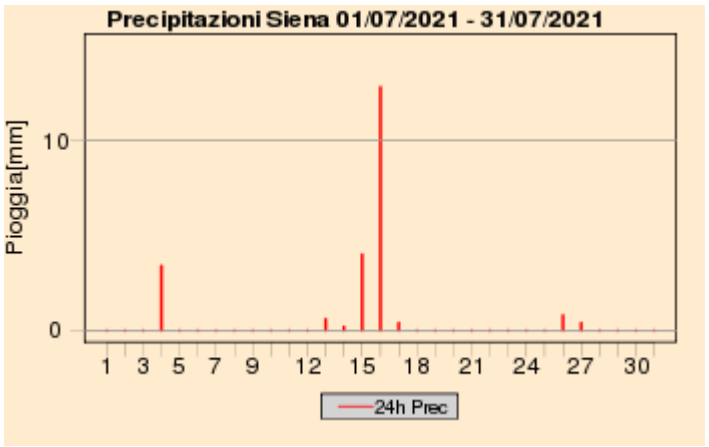

Quadro regionale – Cumulati mensili di precipitazione

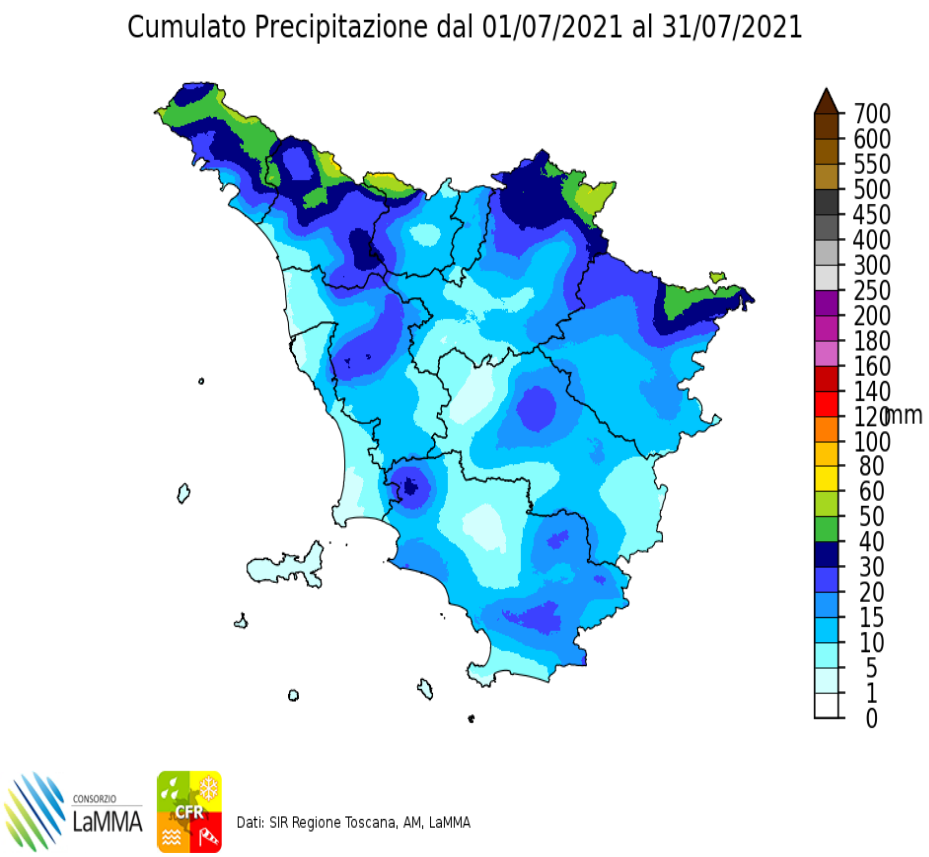

Cumulati mensili di precipitazione sul territorio regionale (Luglio 2021)

Percentuale di Precipitazione rispetto alla media climatica
dal 01/07/2021 al 31/07/2021

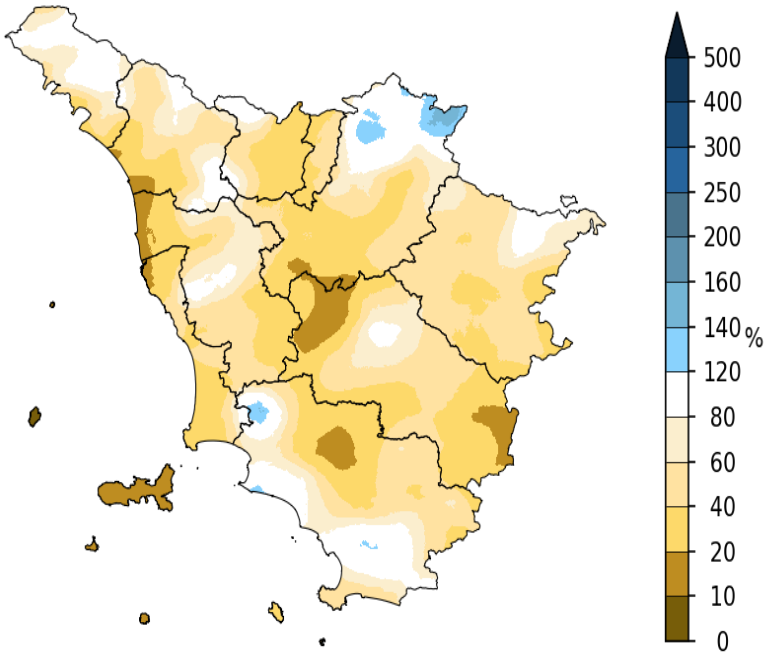

Dati: SIR Regione Toscana, AM, LaMMA

Giorni con Pioggia ≥ di 1 mm dal 01/07/2021 al 31/07/2021

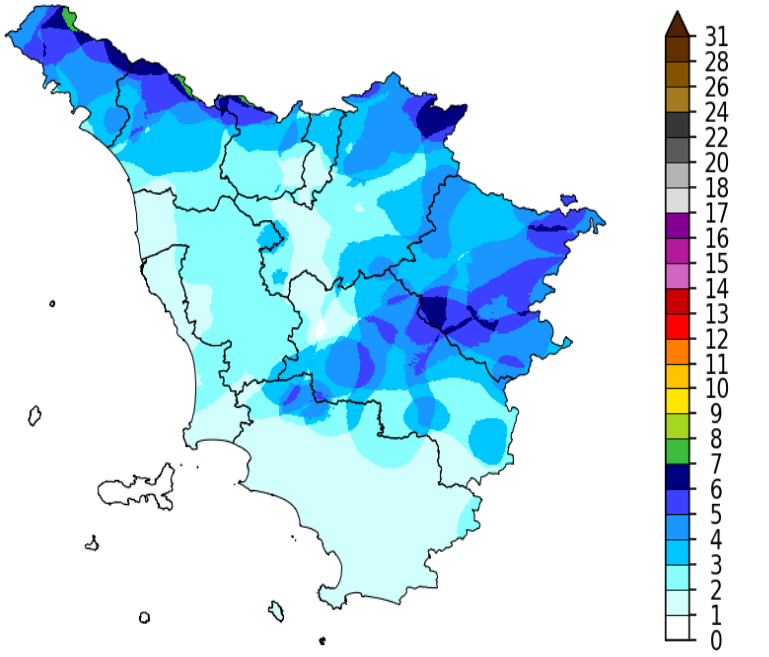

Dati: SIR Regione Toscana, AM, LaMMA

Quadro regionale – Anomalie di precipitazione e del numero di giorni piovosi nei capoluoghi

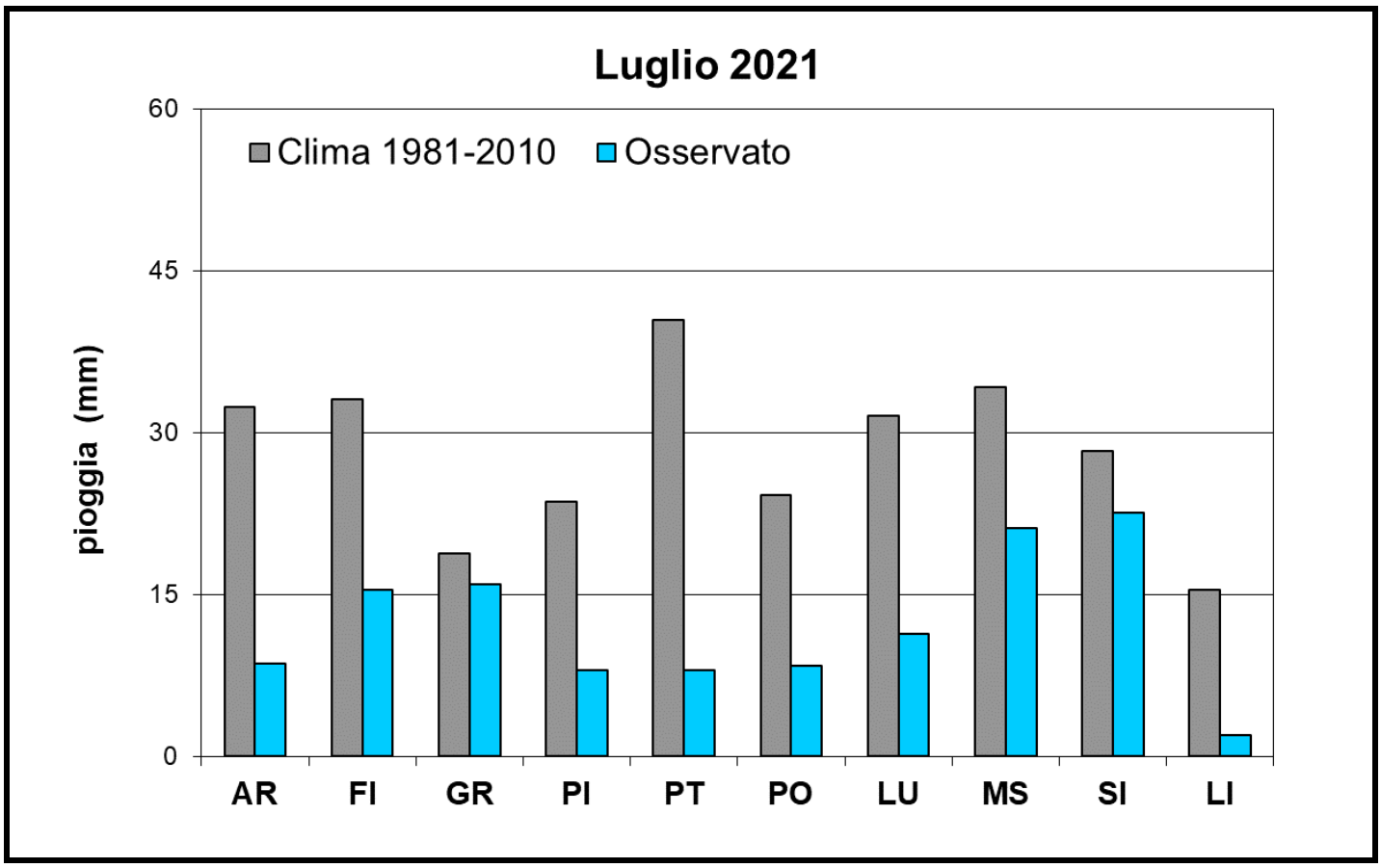

Deficit/surplus di precipitazione osservato nei capoluoghi toscani (Luglio 2021)

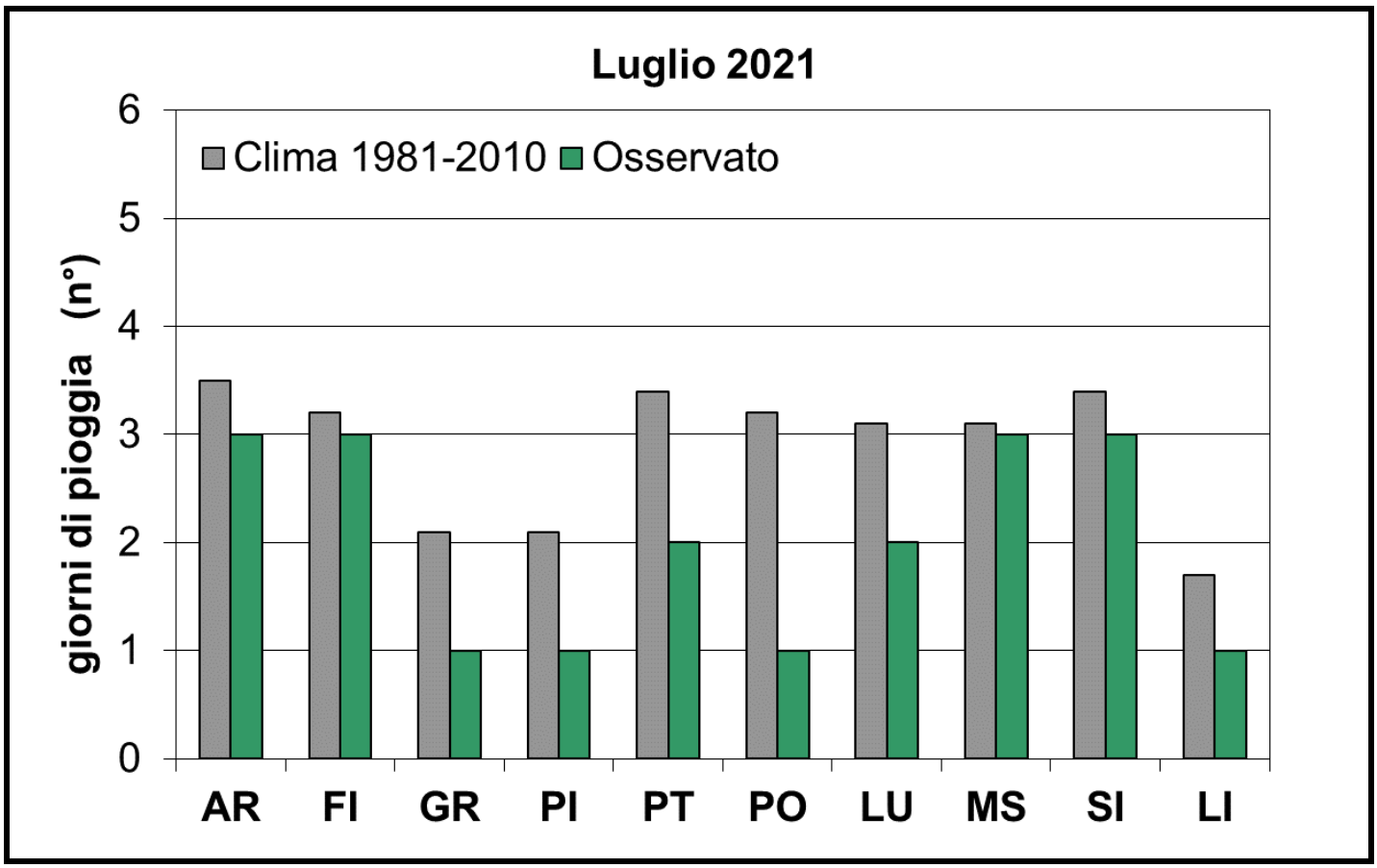

Deficit/surplus di giorni piovosi osservato nei capoluoghi toscani (Luglio 2021)

Grafici mensili: Temperature

Dal punto di vista termico il mese di Luglio è risultato lievemente più caldo della media, avendo fatto registra una anomalia positiva nei valori medi (10 capoluoghi) di 0.8 gradi rispetto alla climatologia ‘81-2010 (+0.5 gradi rispetto alla climatologia ’91-2020). Si tratta del tredicesimo luglio più caldo dal 1955.
Le anomalie più significative (attorno a + 1 grado rispetto al clima ’81-2010) e diffuse sono state registrate per i valori minimi giornalieri, mentre le massime hanno mostrato anomalie più contenute sulle zone interne e valori generalmente in media lungo la fascia costiera.

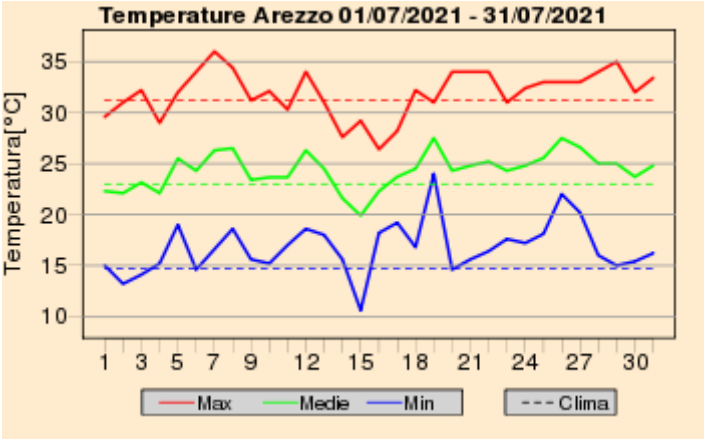

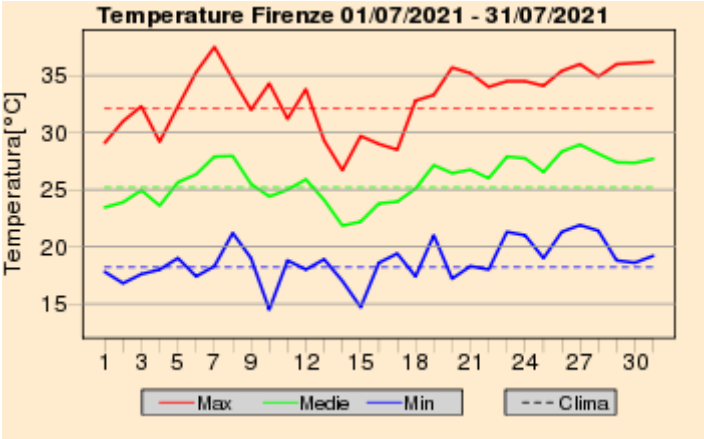

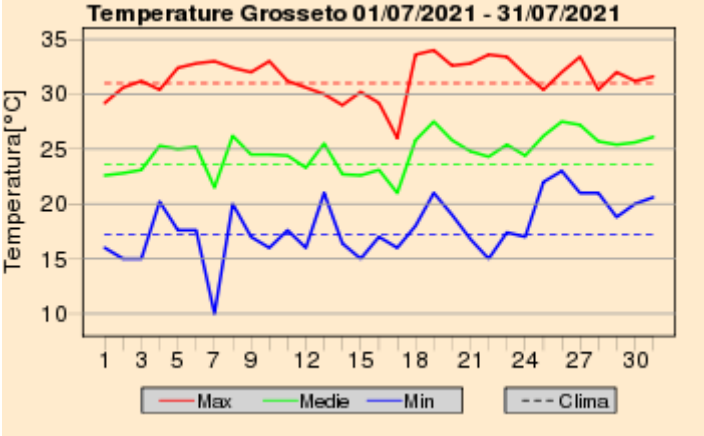

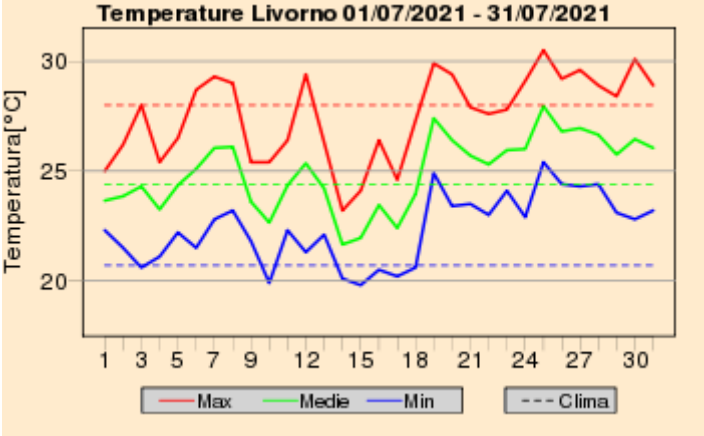

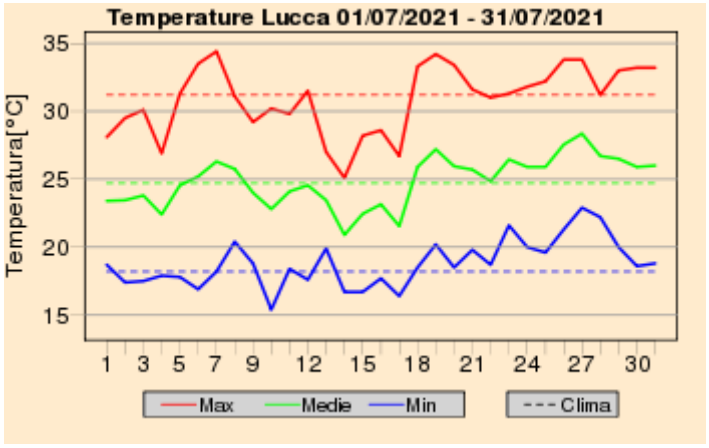
Temperature Lucca 01/07/2021 - 31/07/2021
Temperatura[°C]
35
30
25
20
15
1 3 5 7 9 12 15 18 21 24 27 30
Max
Medie
Min
Clima

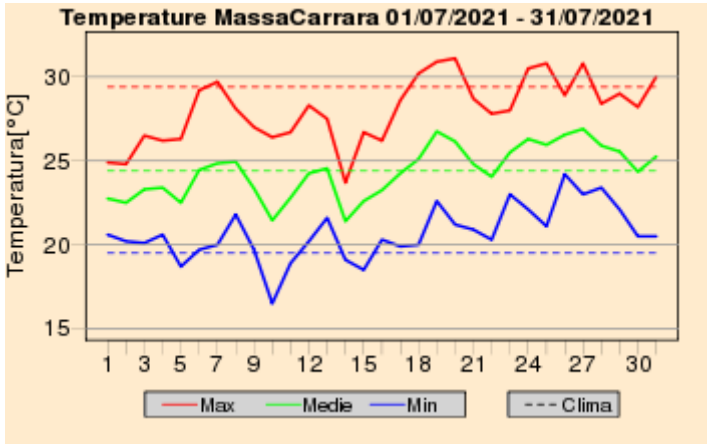
Temperature MassaCarrara 01/07/2021 - 31/07/2021
Temperatura[°C]
30
25
20
15
1 3 5 7 9 12 15 18 21 24 27 30
Max
Medie
Min
Clima

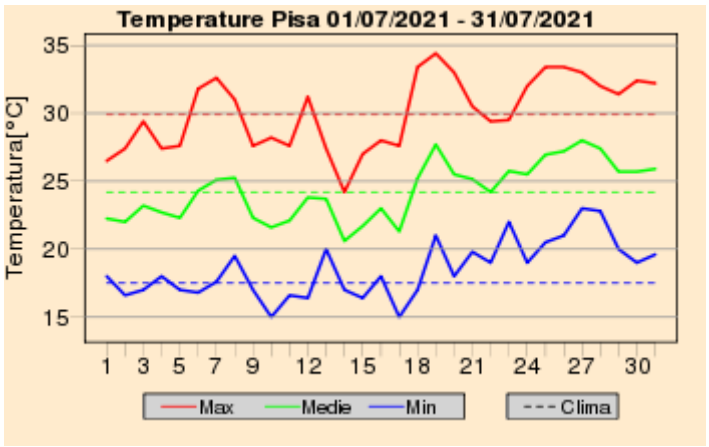
Temperature Pisa 01/07/2021 - 31/07/2021
Temperatura[°C]
35
30
25
20
15
1 3 5 7 9 12 15 18 21 24 27 30
Max
Medie
Min
Clima

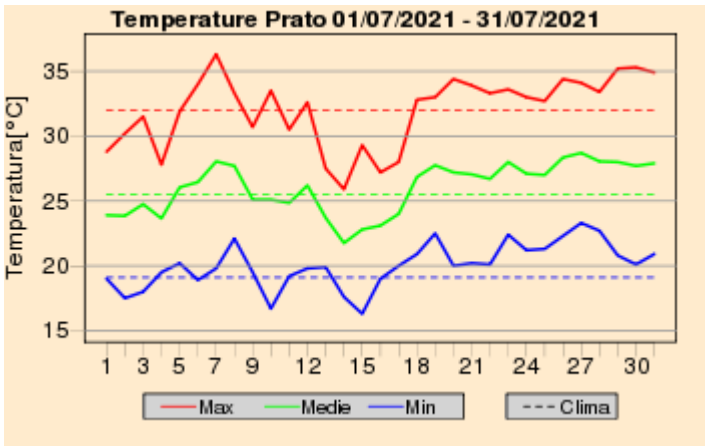
Temperature Prato 01/07/2021 - 31/07/2021
Temperatura[°C]
35
30
25
20
15
1 3 5 7 9 12 15 18 21 24 27 30
Max
Medie
Min
Clima

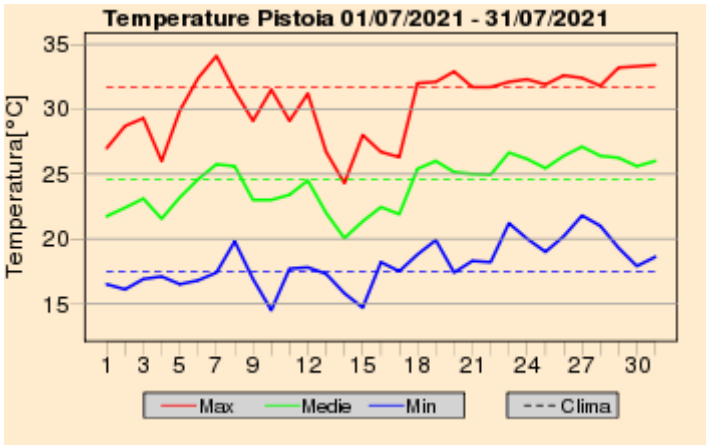
Temperature Pistoia 01/07/2021 - 31/07/2021
Temperatura[°C]
35
30
25
20
15
1 3 5 7 9 12 15 18 21 24 27 30
Max
Medie
Min
Clima

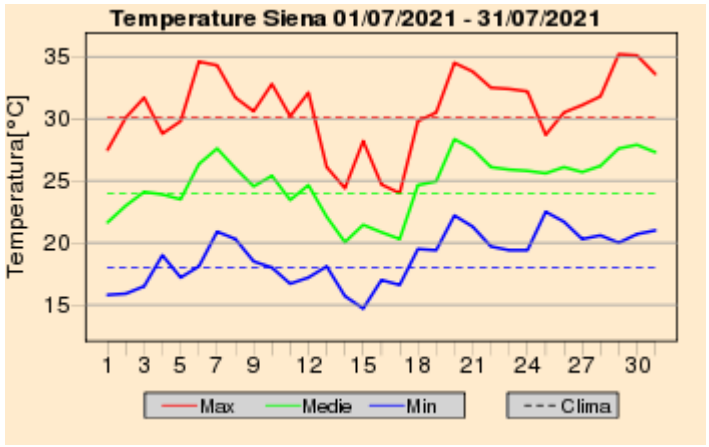
Temperature Siena 01/07/2021 - 31/07/2021
Temperatura[°C]
35
30
25
20
15
1 3 5 7 9 12 15 18 21 24 27 30
Max
Medie
Min
Clima

Quadro regionale – Anomalie termiche

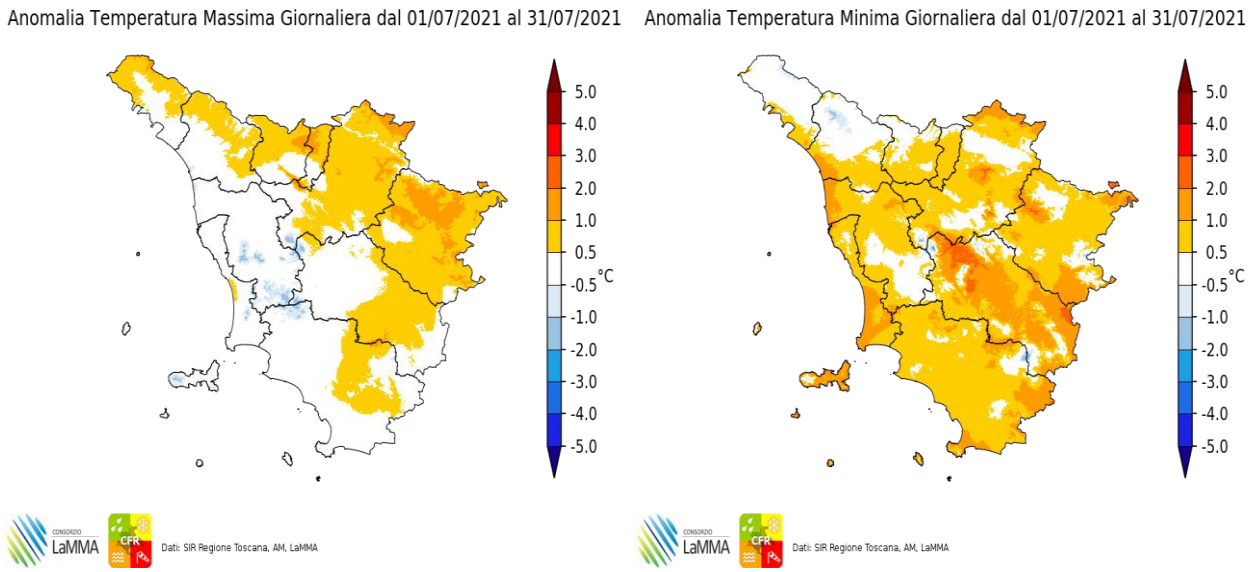

Anomalia termica mensile per le temperature massime e minime giornaliere

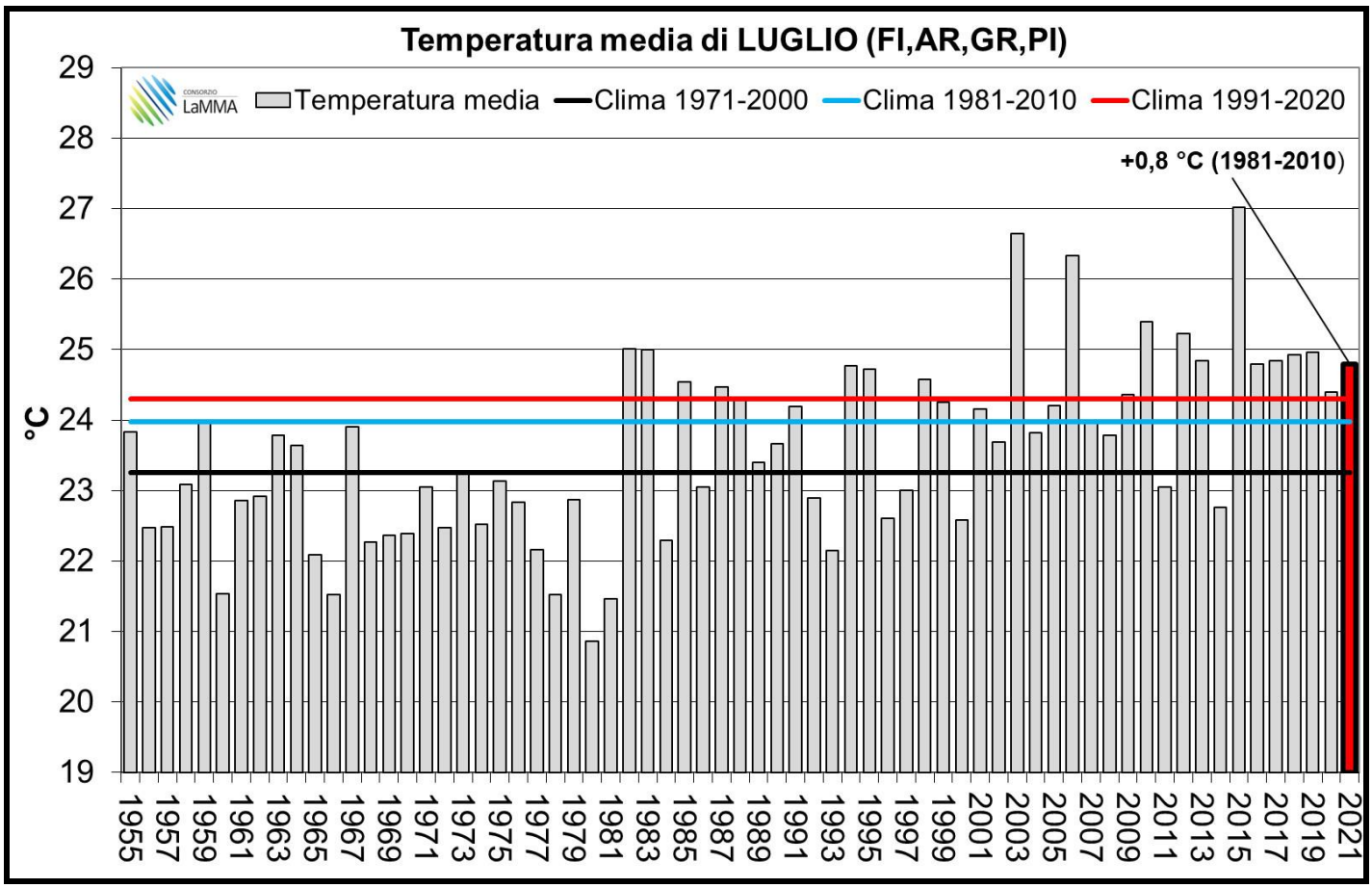

A cura di:

GIORGIO BARTOLINI
GIULIO BETTI
VALERIO CAPECCHI
LUCA FIBBI
DANIELE GRIFONI
GIANNI MESSERI
FRANCESCO PASI
FRANCESCO PIANI
MATTEO ROSSI
CLAUDIO TEI
TOMMASO TORRIGIANI
ROBERTO VALLORANI
BERNARDO GOZZINI

Fonte Dati:

SERVIZIO IDROLOGICO REGIONALE - SERVIZIO METEOROLOGICO DELL'AERONAUTICA MILITARE - CONSORZIO LAMMA